



US00D415446S

# United States Patent [19] Kattan

[11] Patent Number: Des. 415,446

[45] Date of Patent: \*\* Oct. 19, 1999

[54] COMBINED EARRING AND PENDANT

[76] Inventor: Nagib Kattan, 521 N. Palm Dr., Beverly Hills, Calif. 90210

[\*\*] Term: 14 Years

[21] Appl. No.: 29/072,821

[22] Filed: Jun. 25, 1997

[51] LOC (6) Cl. .... 11-01

[52] U.S. Cl. .... D11/43; D11/79

[58] Field of Search ..... D11/70, 26-27, D11/40-41, 43, 45, 48-50, 53-54, 56-58, 75-77, 79, 85, 87, 95, 97, 98, 215-216, 218; 63/20, 1.14, 13, 14.8, 18, DIG. 2

[56] References Cited

### U.S. PATENT DOCUMENTS

D. 107,110	11/1937	Katz	.....	D11/40
D. 132,457	5/1942	Nathan	.....	D11/75
D. 132,888	6/1942	Both	.....	D11/97
D. 148,798	2/1948	Koven	.....	D11/48
D. 150,597	8/1948	Eaves	.....	D11/75
D. 241,365	9/1976	Durante	.....	D11/79
D. 246,357	11/1977	Durante	.....	D11/40
D. 252,865	9/1979	Barr	.....	D11/87
D. 256,003	7/1980	Barr	.....	D11/75
D. 257,024	9/1980	Barr	.....	D11/75
D. 257,026	9/1980	Barr	.....	D11/75
D. 279,878	7/1985	Moon	.....	D11/75

D. 308,949	7/1990	Bulgari	.....	D11/76
D. 335,471	5/1993	Coleman	.....	D11/79
D. 352,681	11/1994	Fildan	.....	D11/218
D. 367,736	3/1996	Bloch et al.	.....	D11/95
D. 379,821	6/1997	Itzkowitz	.....	D11/40
1,377,676	5/1921	Gaunt	.....	D11/98

Primary Examiner—Cathy Anne MacCormac  
Attorney, Agent, or Firm—Kleinberg & Lerner, LLP;  
Marvin H. Kleinberg

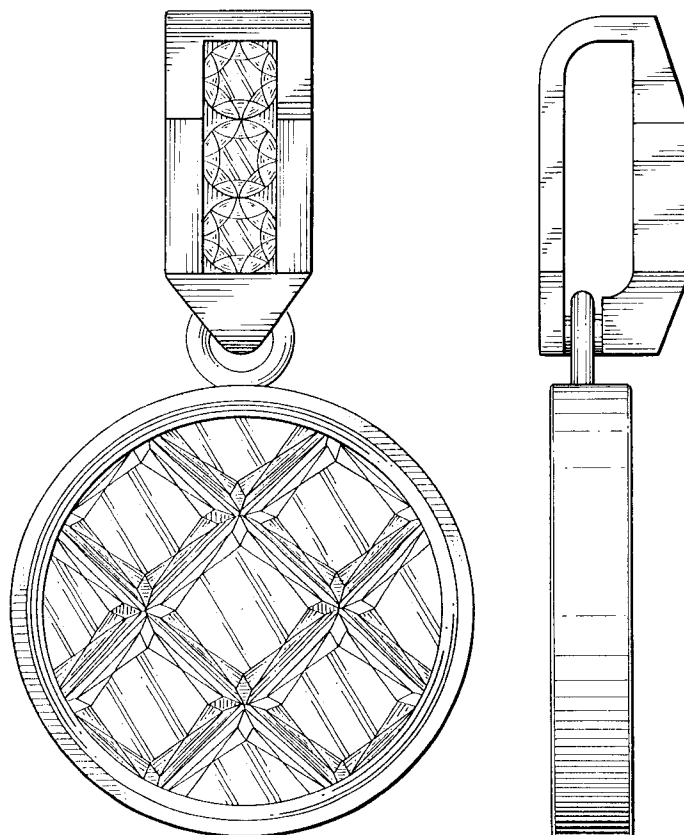
### [57] CLAIM

The ornamental design for combined earring and pendant, as shown and described.

### DESCRIPTION

FIG. 1 is a front elevation of a combined earring and pendant showing my new design;  
FIG. 2 is a left side elevational view thereof;  
FIG. 3 is a top plan view thereof;  
FIG. 4 is a rear elevational view thereof;  
FIG. 5 is 1 bottom plan view thereof;  
FIG. 6 is 1 perspective view of the top portion of FIG. 1;  
FIG. 7 is a perspective view of the lower portion of FIG. 1;  
FIG. 8 is a front elevational view of FIG. 6;  
FIG. 9 is a side elevational view of FIG. 6;  
FIG. 10 is a rear elevational view of FIG. 6;  
FIG. 11 is a bottom plan view of FIG. 6; and  
FIG. 12 is a top plan view of FIG. 6.

1 Claim, 4 Drawing Sheets



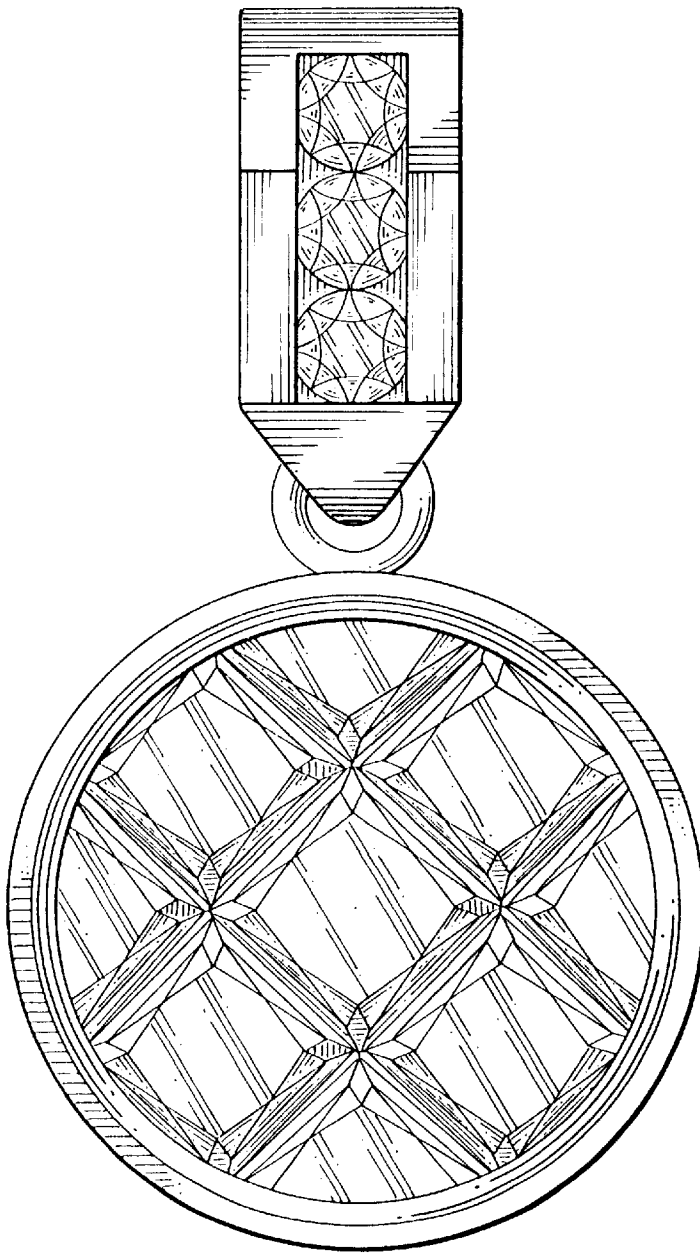


FIG. 1

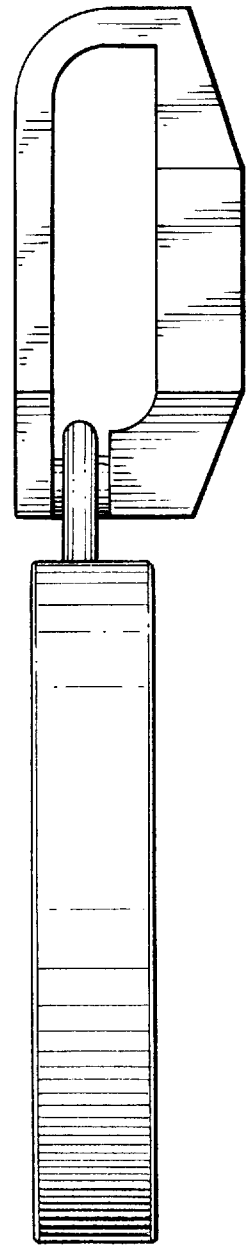


FIG. 2

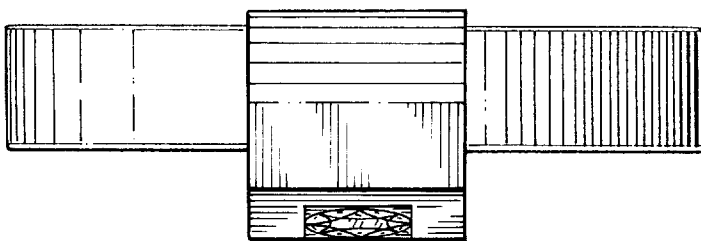


FIG. 3

FIG. 4

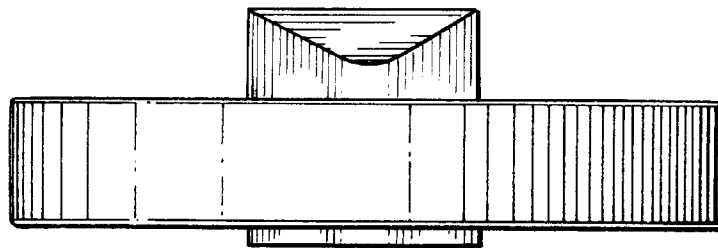
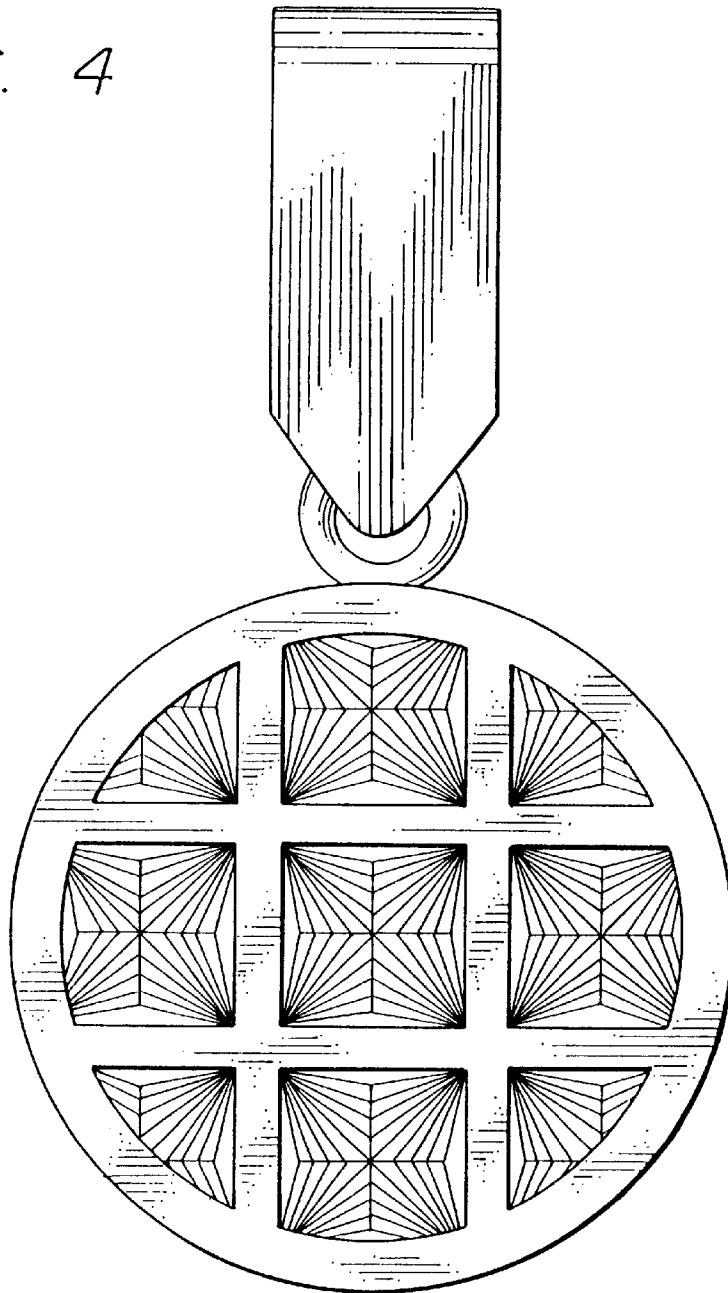


FIG. 5

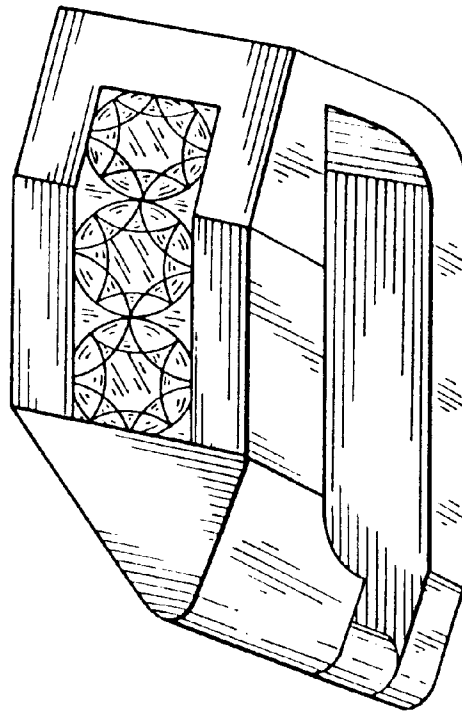


FIG. 6

FIG. 7

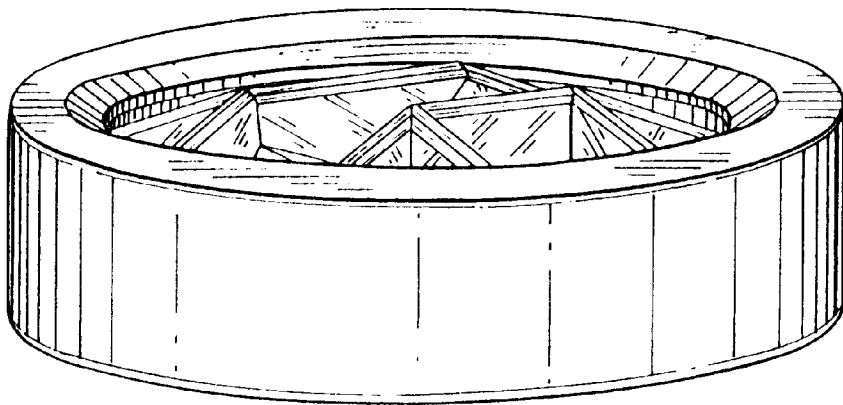


FIG. 8

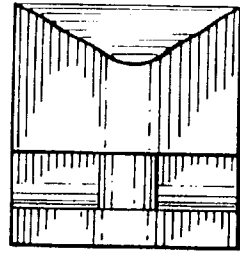



FIG. 11

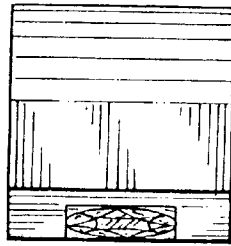


FIG. 12

FIG. 10

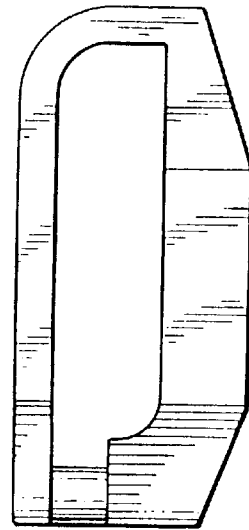



FIG. 9