



US00D901731S

(12) **United States Design Patent**  
**Wu**

(10) **Patent No.:** **US D901,731 S**

(45) **Date of Patent:** **\*\* Nov. 10, 2020**

- (54) **VEHICLE LIGHT**
- (71) Applicant: **COPLUS INC.**, Tainan (TW)
- (72) Inventor: **Po-Hua Wu**, Tainan (TW)
- (73) Assignee: **COPLUS INC.**, Tainan (TW)
- (\*\*) Term: **15 Years**
- (21) Appl. No.: **29/703,563**
- (22) Filed: **Aug. 28, 2019**

D705,962 S \* 5/2014 Hildebrand ..... D26/28  
 D708,770 S \* 7/2014 Lai ..... D26/28  
 D714,982 S \* 10/2014 Lai ..... D26/28

\* cited by examiner

*Primary Examiner* — Marcus A Jackson

(74) *Attorney, Agent, or Firm* — Lewis Roca Rothgerber  
Christie LLP

(30) **Foreign Application Priority Data**

May 7, 2019 (TW) ..... 108302598

(51) **LOC (12) Cl.** ..... **26-06**

(52) **U.S. Cl.**  
USPC ..... **D26/28**

(58) **Field of Classification Search**

USPC ..... D26/28–36, 139  
 CPC ..... F21S 48/00; F21S 48/10; F21S 48/115;  
 F21S 48/225; F21S 48/1233; F21S  
 48/1266; F21S 48/1388; F21S 48/2268;  
 F21V 21/04; F21V 29/004; B60Q 9/13;  
 B60Q 9/135; B60Q 9/1375

See application file for complete search history.

(56) **References Cited**

**U.S. PATENT DOCUMENTS**

D586,020 S \* 2/2009 Hsu ..... D26/28  
 D586,023 S \* 2/2009 Hsu ..... D26/28  
 D674,939 S \* 1/2013 Lai ..... D26/28

(57) **CLAIM**

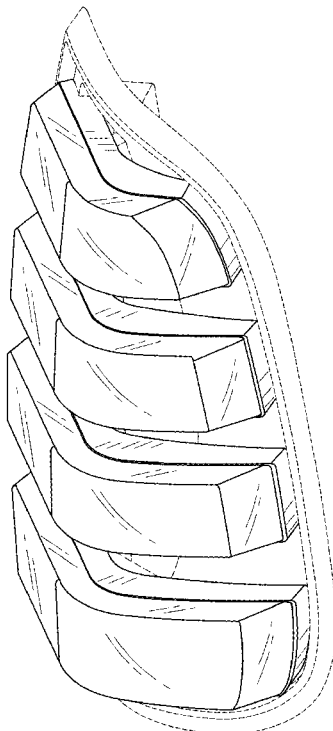
The ornamental design for a vehicle light, as shown and described.

**DESCRIPTION**

FIG. 1 is front perspective view of a vehicle light;  
 FIG. 2 is a front view;  
 FIG. 3 is a rear view thereof;  
 FIG. 4 is a left side view thereof;  
 FIG. 5 is a right side view thereof;  
 FIG. 6 is a top view thereof; and,  
 FIG. 7 is a bottom view thereof.

The broken lines in the drawings are for illustrative purpose only and form no part of the claimed design.

**1 Claim, 5 Drawing Sheets**



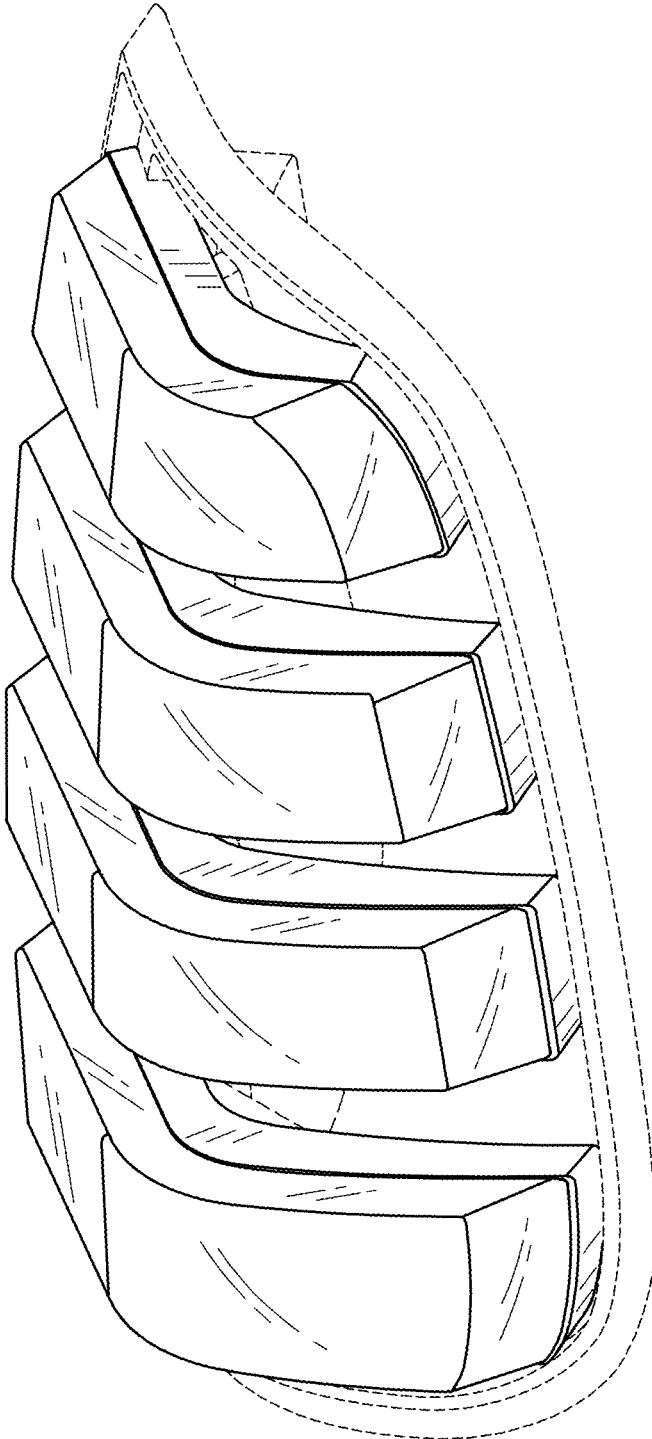


FIG. 1

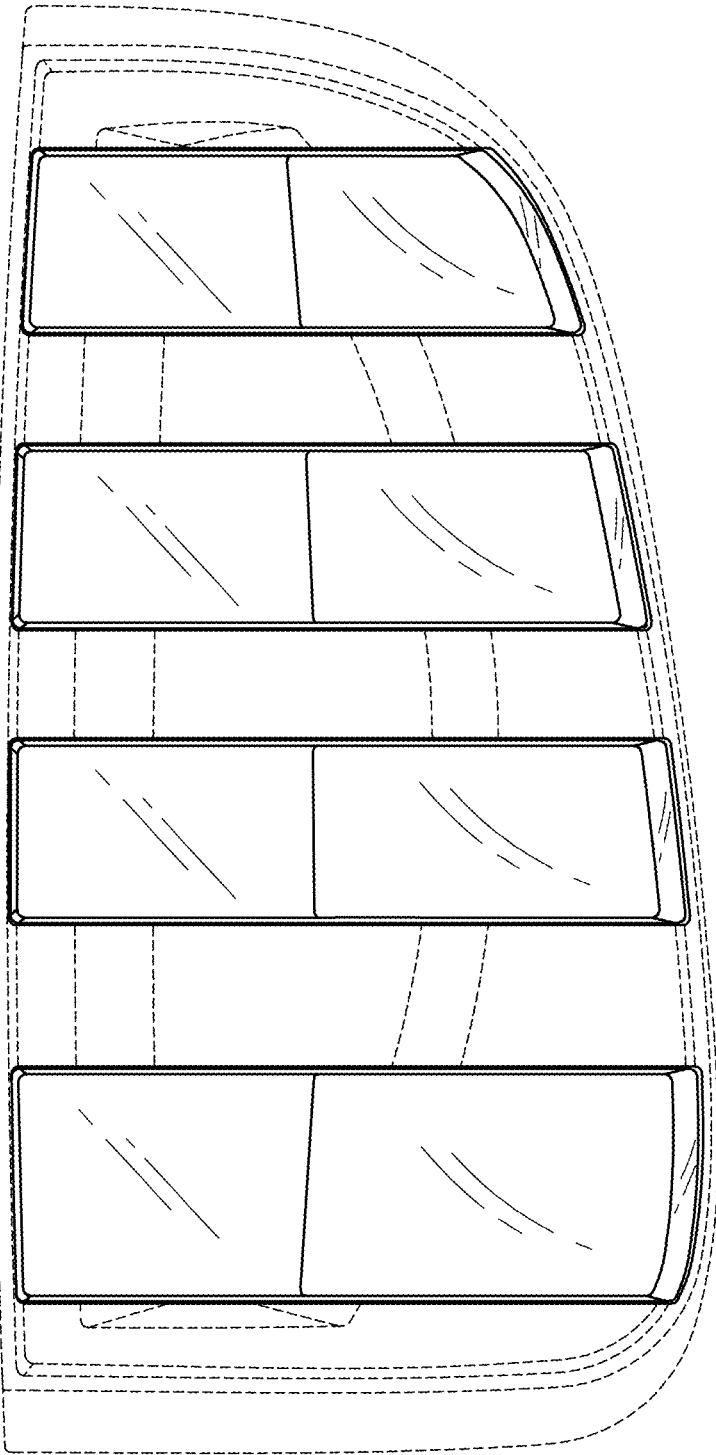


FIG. 2




FIG. 3

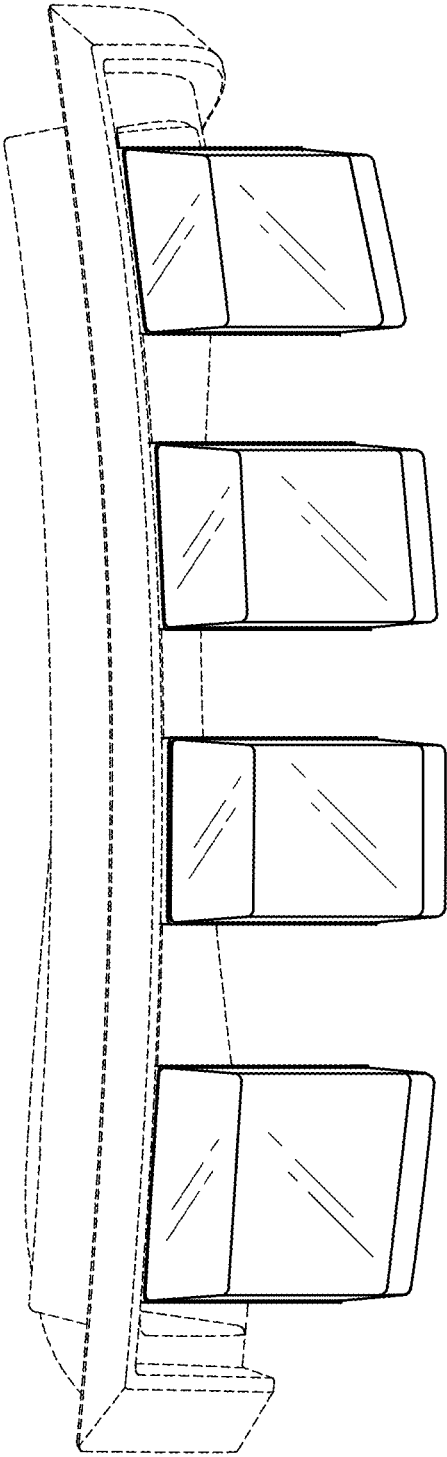


FIG. 4

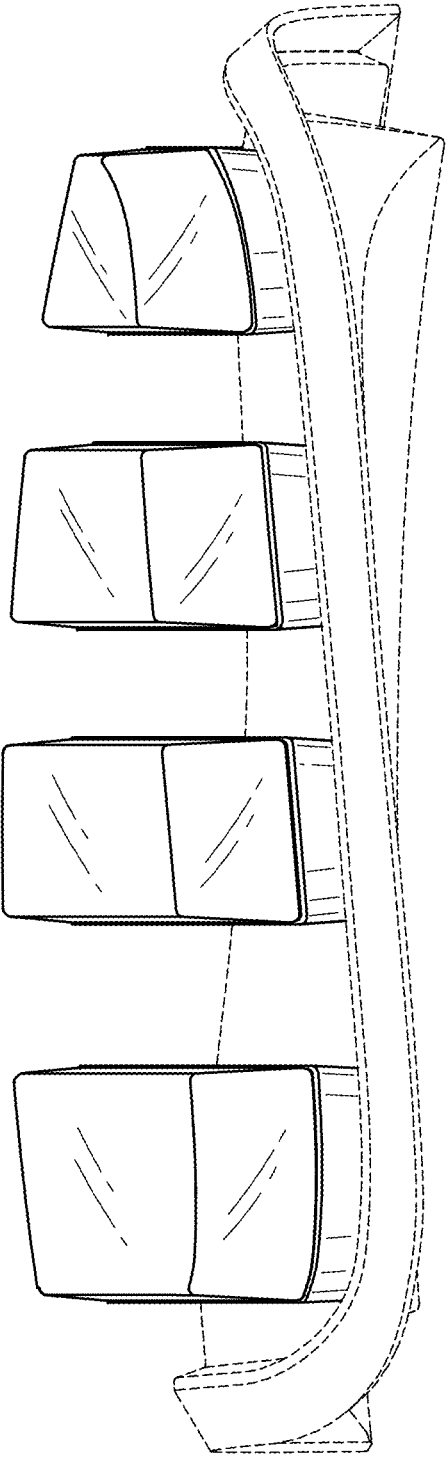


FIG. 5

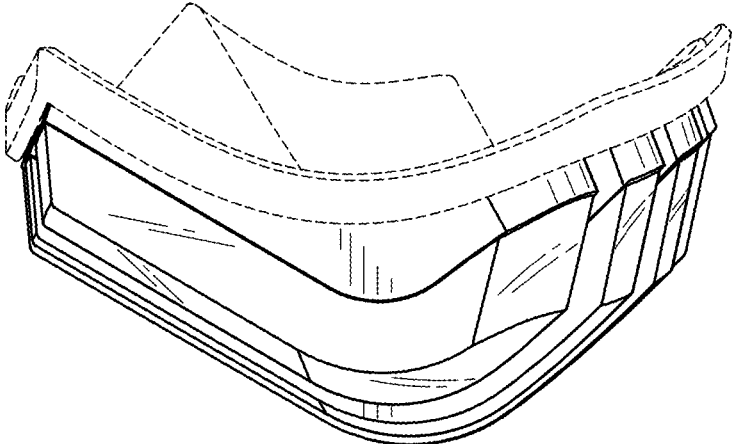


FIG. 6

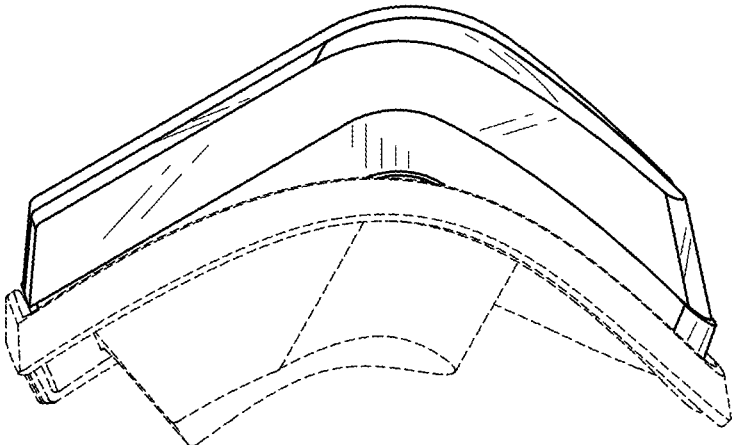


FIG. 7