



US00D421150S

United States Patent [19]
Wong

[11] **Patent Number: Des. 421,150**
[45] **Date of Patent: ** Feb. 22, 2000**

[54] **LIGHTER**

[75] Inventor: **Sam Ming King Wong**, Wang Fung Terrace, The Hong Kong Special Administrative Region of the People's Republic of China

[73] Assignee: **Colibri Corporation**, Providence, R.I.

[**] Term: **14 Years**

[21] Appl. No.: **29/095,982**

[22] Filed: **Nov. 3, 1998**

[51] **LOC (7) Cl.** **27-05**

[52] **U.S. Cl.** **D27/141**

[58] **Field of Search** D27/139, 141, D27/149, 152, 153, 154, 155, 157, 160; 431/253-254, 152, 129, 139, 258

[56] **References Cited**

U.S. PATENT DOCUMENTS

- D. 348,119 6/1994 Maruyama D27/157
- D. 376,668 12/1996 Maruyama D27/141

FOREIGN PATENT DOCUMENTS

201945 11/1961 Japan D27/141

Primary Examiner—Alan P. Douglas
Assistant Examiner—Jennifer Rivard
Attorney, Agent, or Firm—Fish & Richardson P.C.

[57] **CLAIM**

The ornamental design for a lighter, as shown and described.

DESCRIPTION

FIG. 1 is a perspective view of a lighter embodying the new design.


FIG. 2 is a front elevational view of the lighter shown in FIG. 1.

FIG. 3 is a rear elevational view of the lighter shown in FIG. 1.

FIG. 4 is an elevational view of the right side of the lighter shown in FIG. 1, the elevational view of the left side of the lighter being the mirror image of the view shown in FIG. 4.

FIG. 5 is a top plan view of the lighter shown in FIG. 1; and, FIG. 6 is a bottom plan view of the lighter shown in FIG. 1. The broken lines in the figures illustrate environmental subject matter and form no part of the claimed design.

1 Claim, 1 Drawing Sheet






FIG. 1

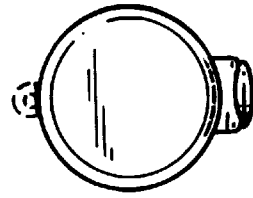


FIG. 5

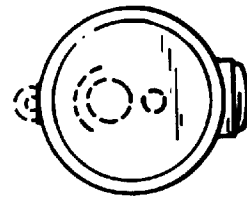


FIG. 6




FIG. 3

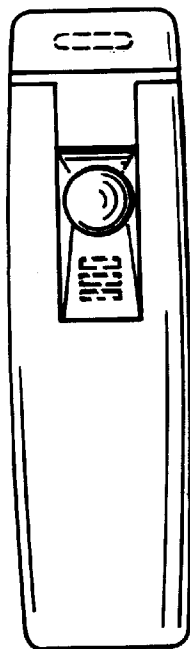


FIG. 2




FIG. 4