



(12) **United States Design Patent** (10) **Patent No.:** **US D902,584 S**  
**Kriesel et al.** (45) **Date of Patent:** **\*\* Nov. 24, 2020**

(54) **STORAGE CONTAINER**

OTHER PUBLICATIONS

- (71) Applicant: **Tak Logic, LLC**, Ettrick, WI (US)
- (72) Inventors: **Matthew Kriesel**, Ettrick, WI (US);  
**Troy Goodenough**, Ettrick, WI (US)
- (73) Assignee: **TAK LOGIC LLC**, Ettrick, WI (US)
- (\*\*) Term: **15 Years**
- (21) Appl. No.: **29/670,254**

Twitter, "The tackle management category goes to Tak Logic Lure Lock with the Lure Locker. #NewProductShowcase" posted by @ICASTshow, Jul. 11, 2018. (<https://twitter.com/icastshow/status/1017195033458601984>) (Year: 2018).\*

Amazon, "Plano Molding 974 StowAway Organizer Rack", First review on Oct. 27, 2006. (<https://www.amazon.com/Plano-Molding-974-StowAway-Organizer/dp/B000CRHD6K/>) (Year: 2006).\*

Cabelas, "Tuff Krate Kayak Tackle Storage System", accessed Oct. 18, 2019. ([https://www.cabelas.com/catalog/product.jsp?productId=3263384&type=product&WT.z\\_btnclk=YMAL-3263384&WT.z\\_pg\\_ref=prd3263385](https://www.cabelas.com/catalog/product.jsp?productId=3263384&type=product&WT.z_btnclk=YMAL-3263384&WT.z_pg_ref=prd3263385)) (Year: 2019).\*

- (22) Filed: **Nov. 14, 2018**
- (51) **LOC (12) Cl.** ..... **03-01**
- (52) **U.S. Cl.**  
USPC ..... **D3/260; D3/315**
- (58) **Field of Classification Search**  
USPC ..... D3/273, 274, 276, 279, 281, 282, 291,  
D3/294, 298, 905, 302, 272, 260, 315;  
D19/81, 83, 102  
CPC ..... B65D 21/0233; B65D 21/0222;  
B25H 3/003; B25H 3/006; B25H 3/02;  
H02G 3/10; H02G 3/12; A01K 97/06  
See application file for complete search history.

\* cited by examiner

*Primary Examiner* — April Rivas  
(74) *Attorney, Agent, or Firm* — Polsinelli P.C.

(57) **CLAIM**

The ornamental design for a storage container, as shown and described.

**DESCRIPTION**

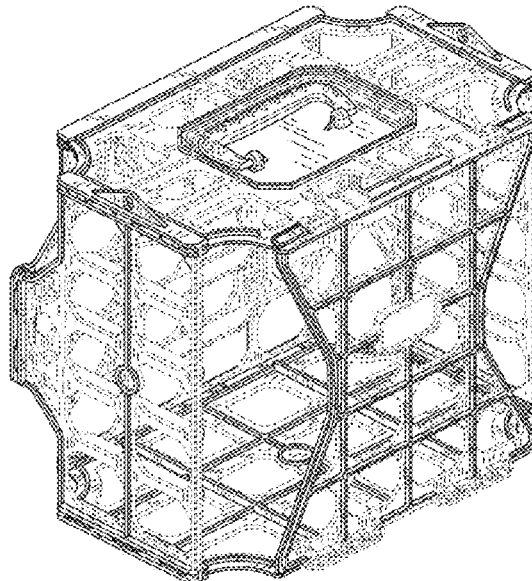
FIG. 1 is an isometric view of a storage container showing our new design.  
FIG. 2 is a top view thereof.  
FIG. 3 is a bottom view thereof.  
FIG. 4 is a left side view thereof.  
FIG. 5 is a right side view thereof.  
FIG. 6 is a back view thereof; and,  
FIG. 7 is a front view thereof.  
The broken lines shown in the Figures show portions of the storage container that form no part of the claimed design. The shade lines in the Figures show contour and do not claim surface ornamentation or treatment.

(56) **References Cited**

U.S. PATENT DOCUMENTS

D158,368	S *	5/1950	Felts	.....	D3/284
D219,085	S *	10/1970	Moore	.....	D3/281
D265,941	S *	8/1982	Allison	.....	D3/308
4,958,730	A *	9/1990	Bunten	.....	A01K 97/06
					206/315.11
D326,378	S *	5/1992	Yunger	.....	D6/407
D335,577	S *	5/1993	Malmanger	.....	D12/317
D338,555	S *	8/1993	Olson	.....	D3/260
6,253,948	B1 *	7/2001	Ficker	.....	B65D 21/0233
					220/350
D513,699	S *	1/2006	Eide	.....	D3/294
D750,889	S *	3/2016	Fortney	.....	D3/260
D844,983	S *	4/2019	Brunner	.....	D3/281

**1 Claim, 7 Drawing Sheets**



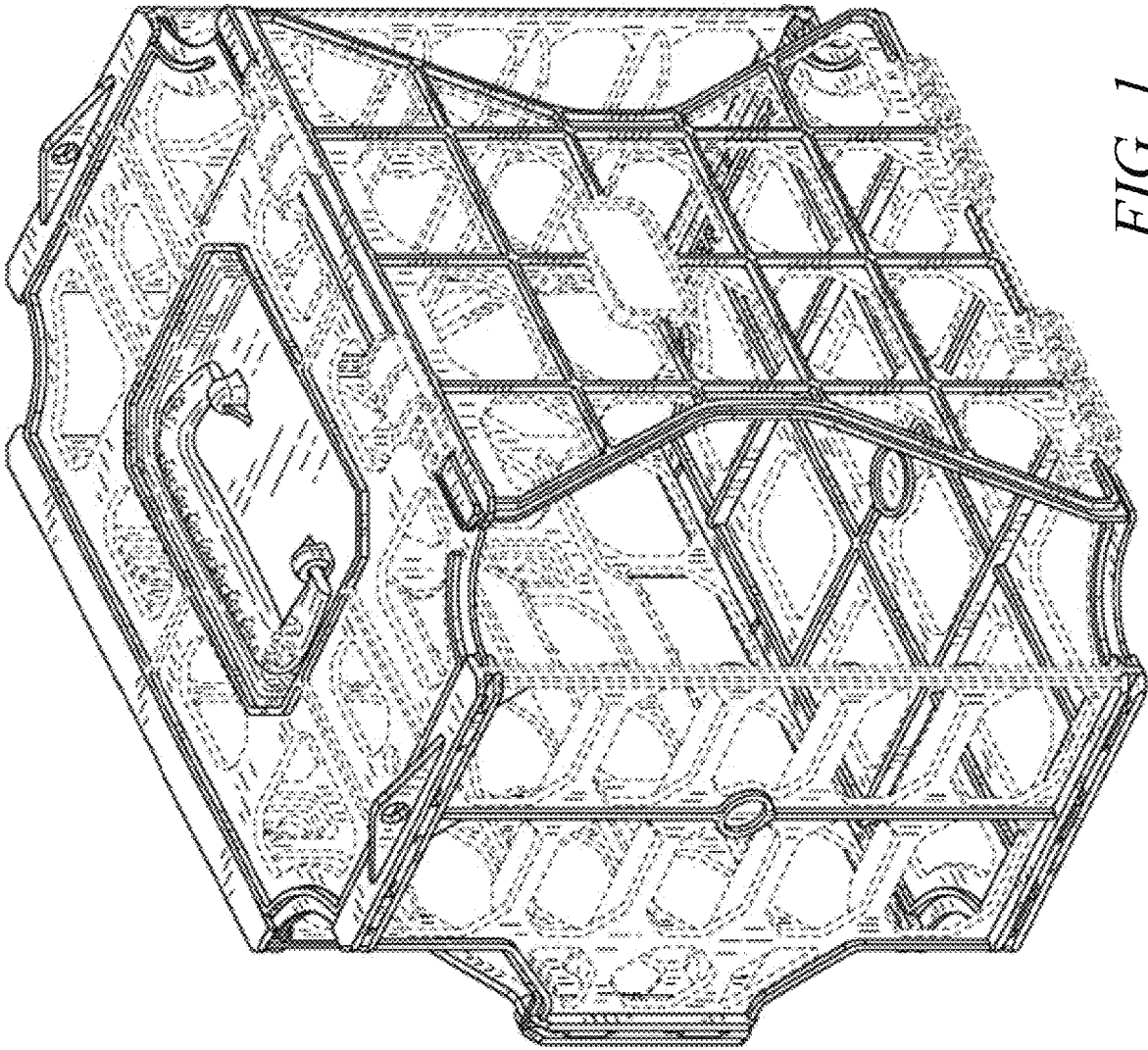


FIG. 1

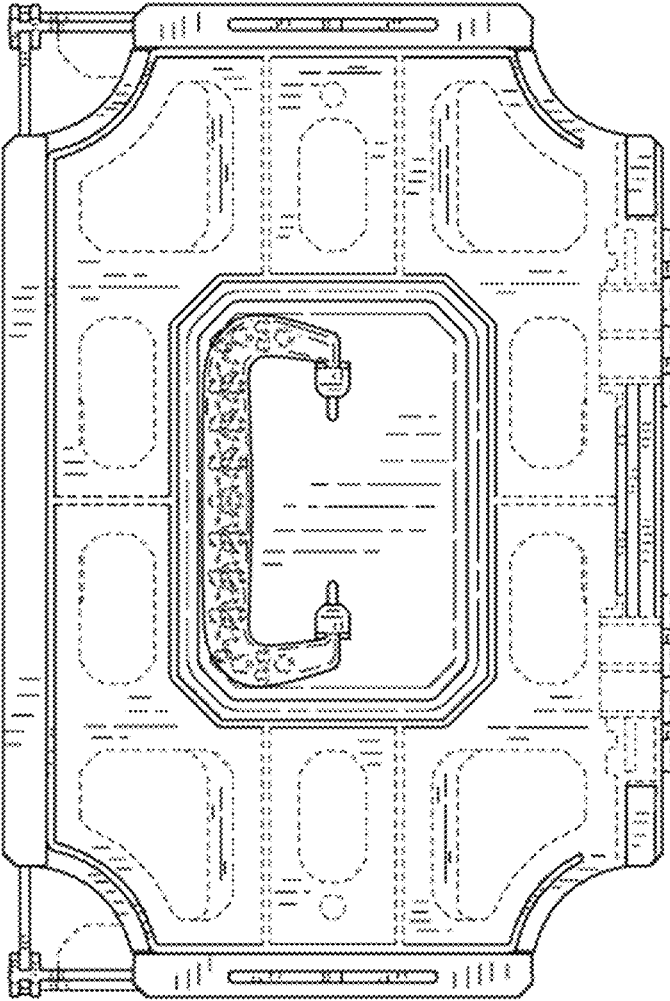


FIG. 2

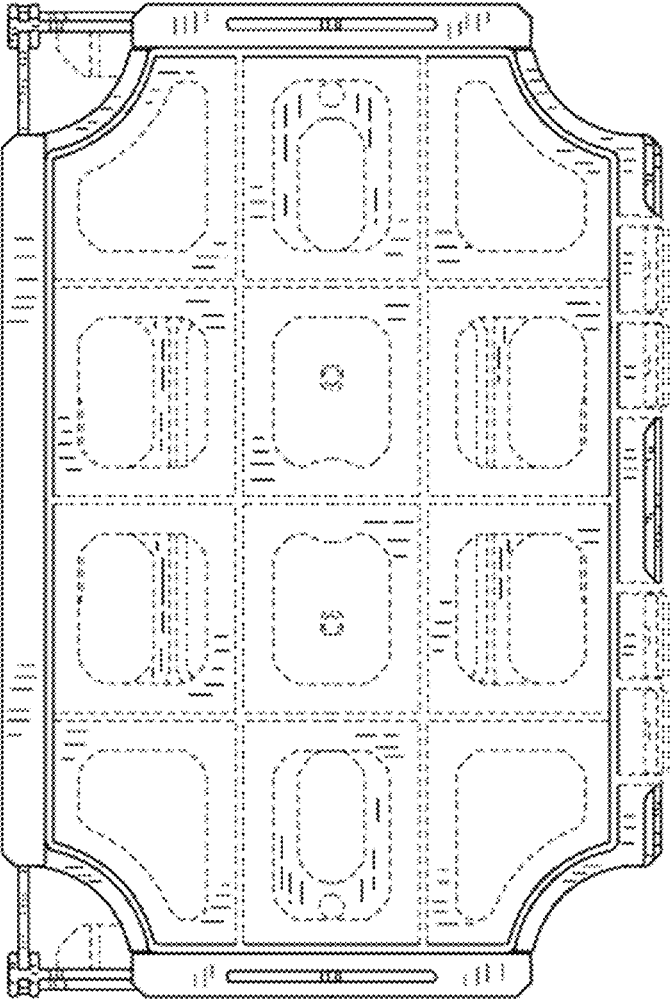


FIG. 3

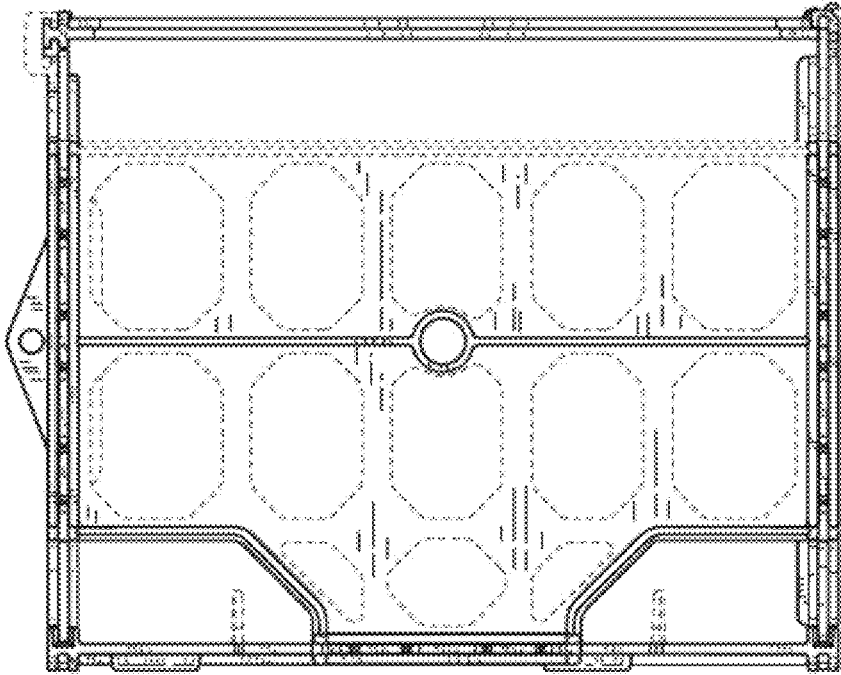


FIG. 4

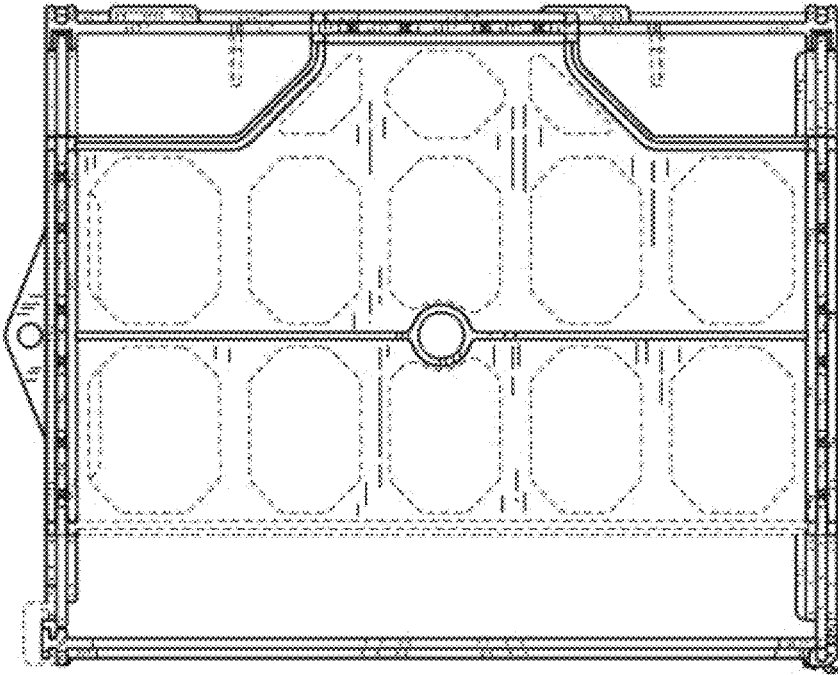


FIG. 5

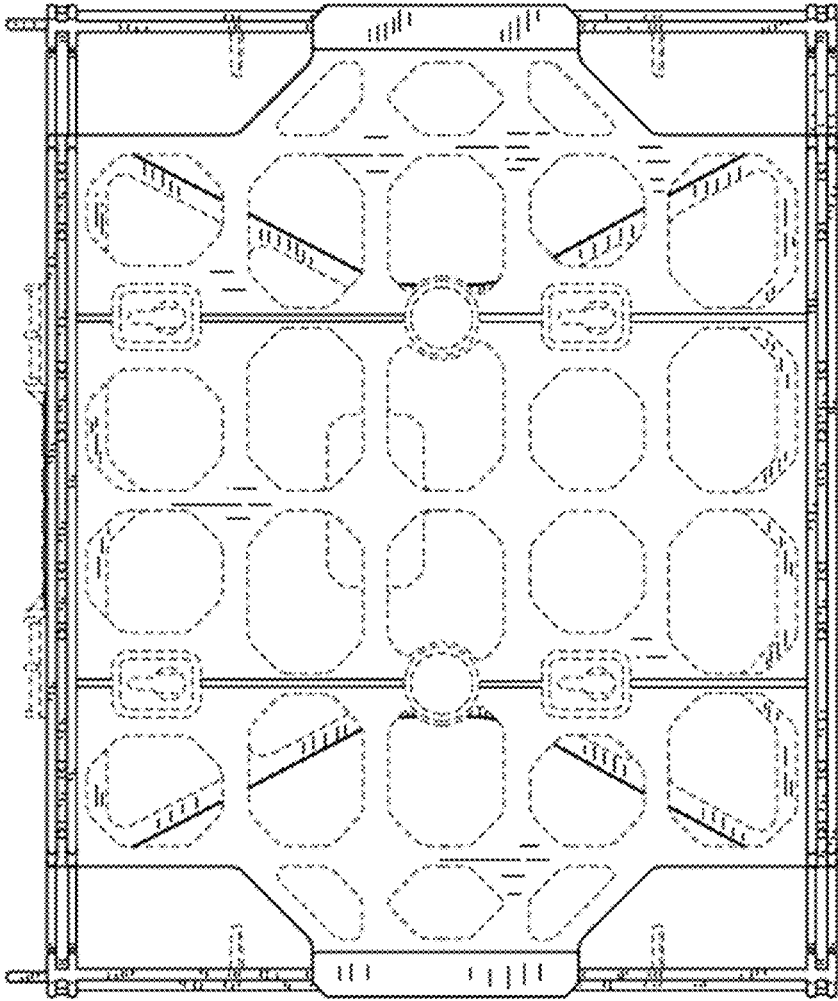


FIG. 6

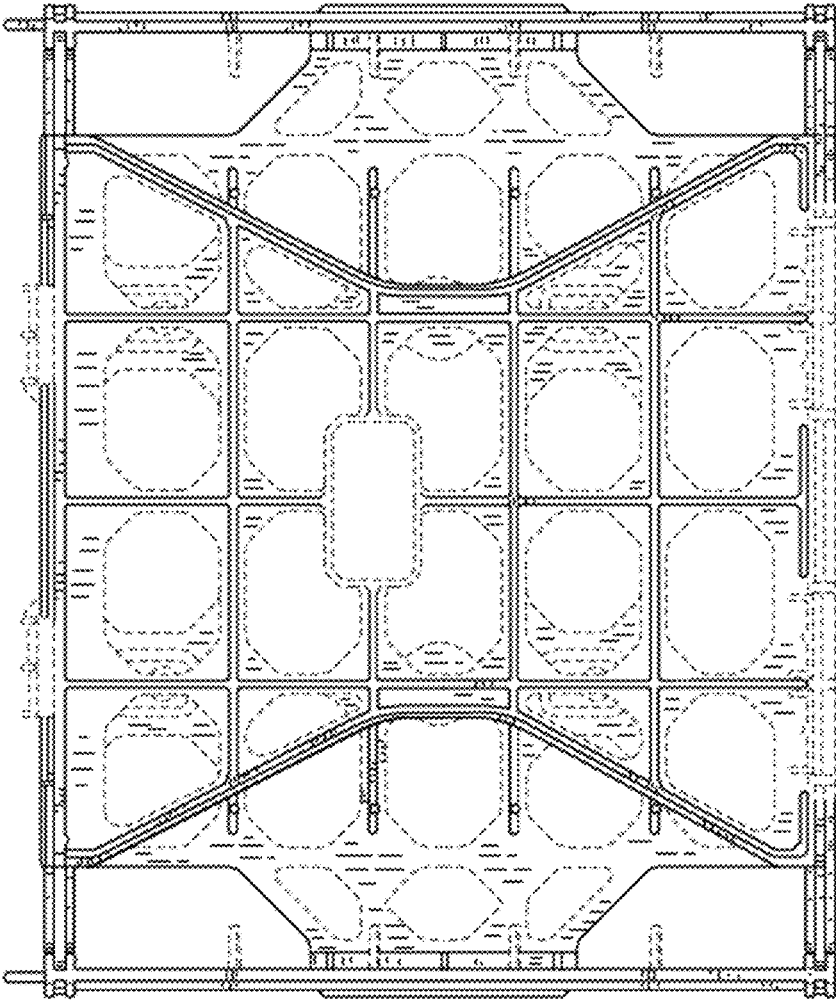


FIG. 7