



US 20090177147A1

(19) **United States**

(12) **Patent Application Publication**
Blomquist et al.

(10) **Pub. No.: US 2009/0177147 A1**

(43) **Pub. Date: Jul. 9, 2009**

(54) **INSULIN PUMP WITH INSULIN THERAPY COACHING**

Publication Classification

(76) Inventors: **Michael Blomquist**, Blaine, MN (US); **Kevin Kopp**, St. Paul, MN (US); **Thomas Alan Savard**, Arden Hills, MN (US)

(51) **Int. Cl.**
A61M 31/00 (2006.01)
A61M 37/00 (2006.01)
G01N 33/48 (2006.01)
(52) **U.S. Cl.** **604/67**; 604/131; 702/19; 604/66

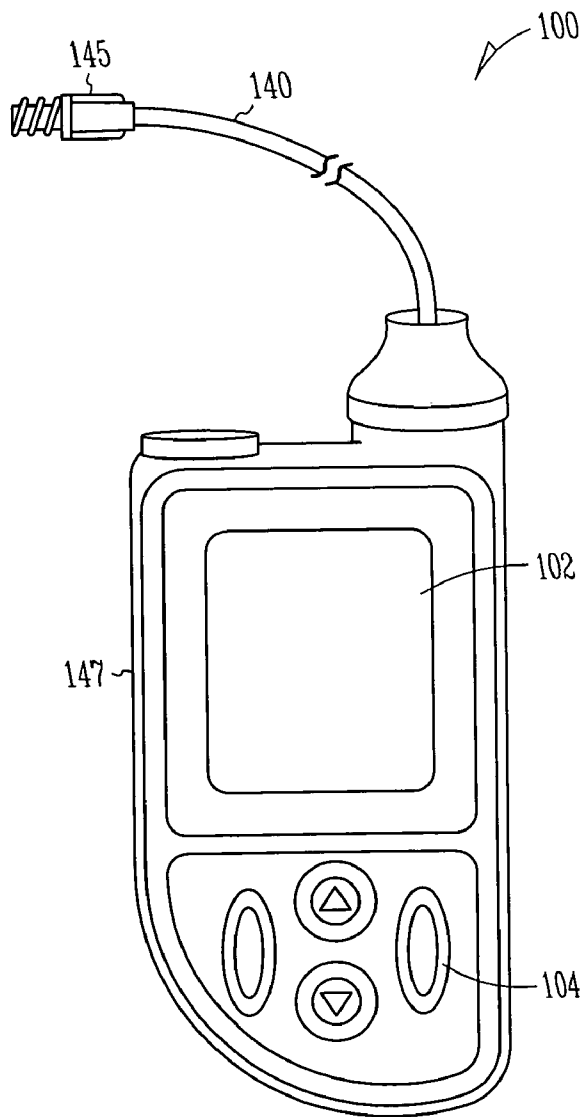
Correspondence Address:
SCHWEGMAN, LUNDBERG & WOESSNER, P.A.
P.O. BOX 2938
MINNEAPOLIS, MN 55402 (US)

(57) **ABSTRACT**

An apparatus comprising a pump configured to deliver insulin, an input configured to receive information related to managing diabetes of a user, a user interface, and a controller communicatively coupled to the pump, the input, and the user interface. The controller includes an insulin timing module configured to initiate delivery of insulin in a time relation to when a meal is to be consumed by the user and to adjust delivery of the insulin according to the received information. Other devices, systems, and methods are disclosed.

(21) Appl. No.: **11/970,232**

(22) Filed: **Jan. 7, 2008**



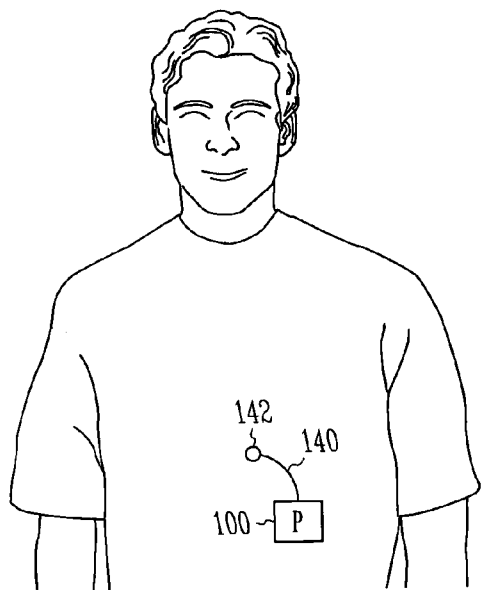


FIG. 1A

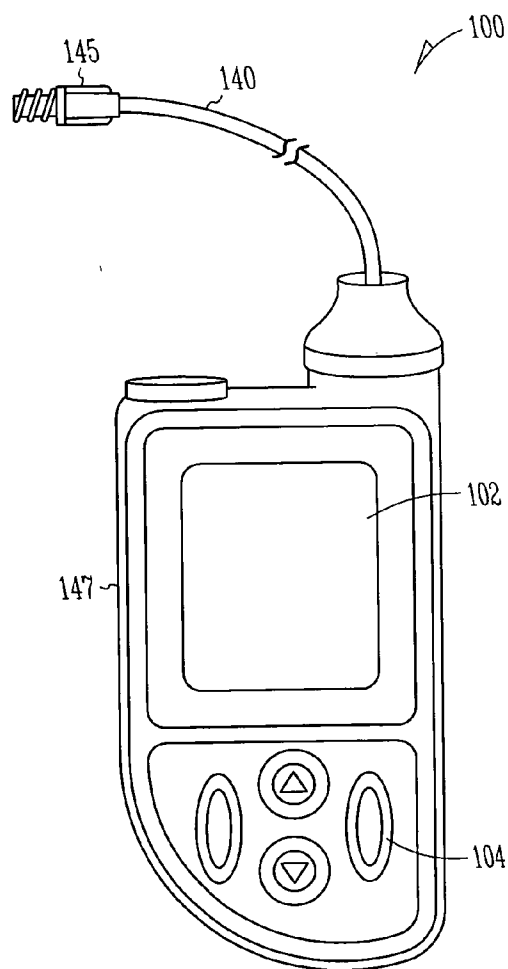


FIG. 1B

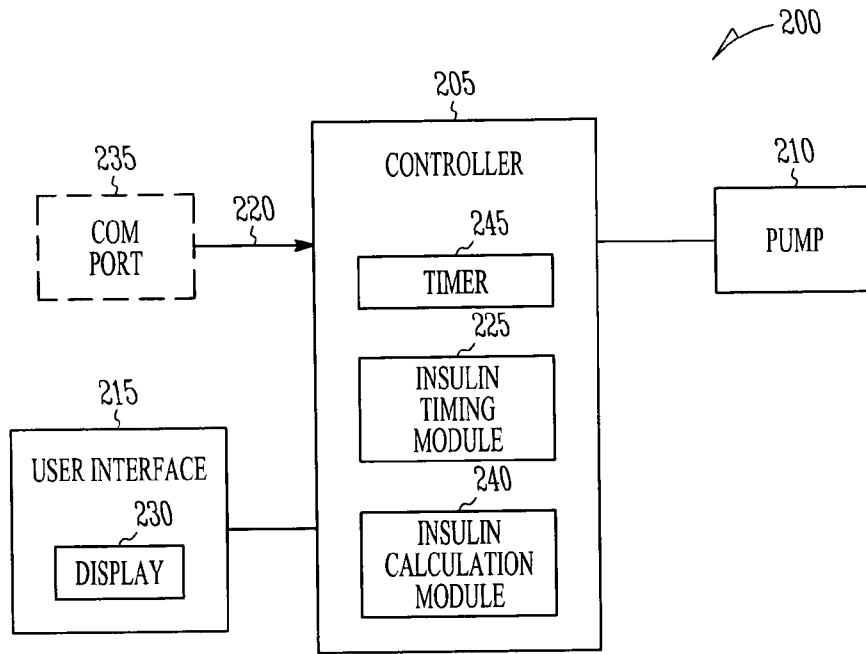


FIG. 2

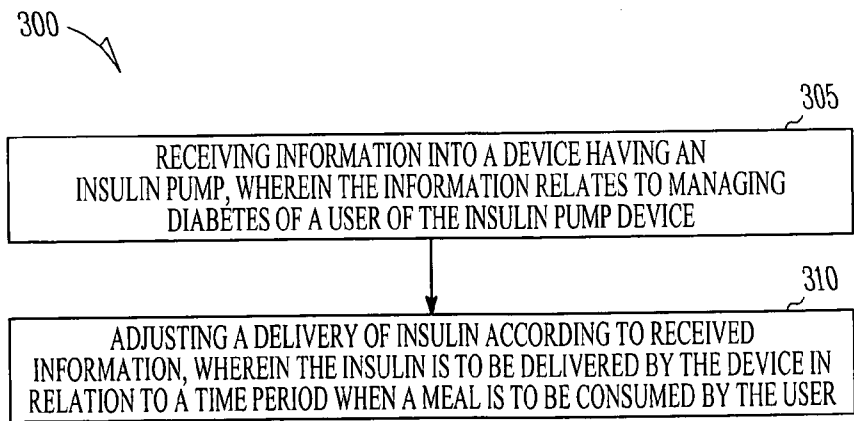


FIG. 3

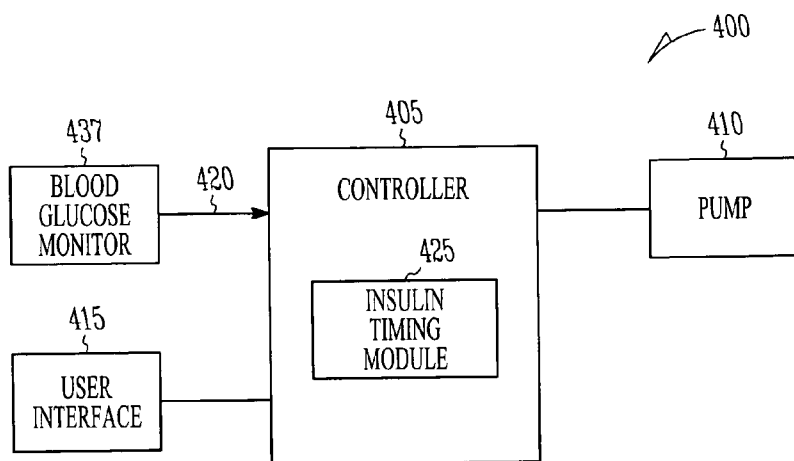


FIG. 4

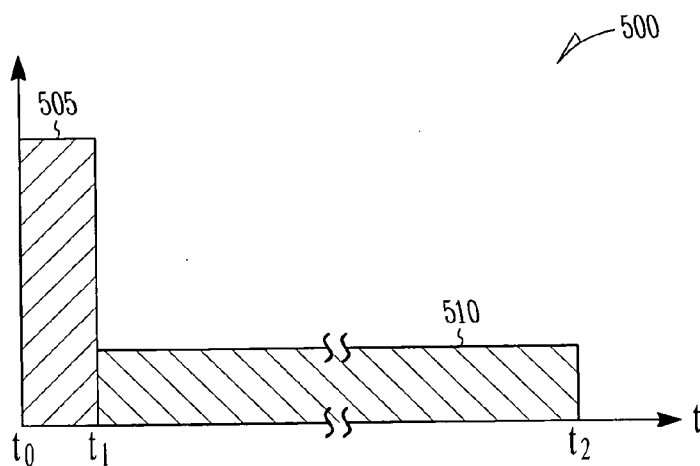


FIG. 5

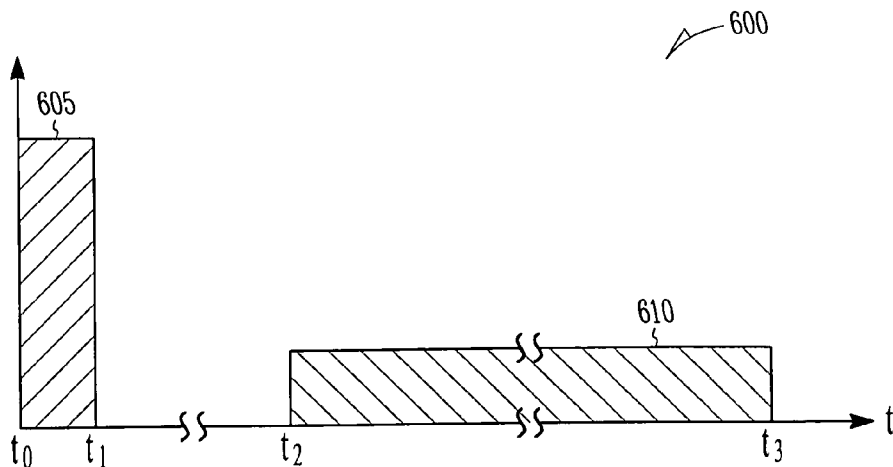


FIG. 6

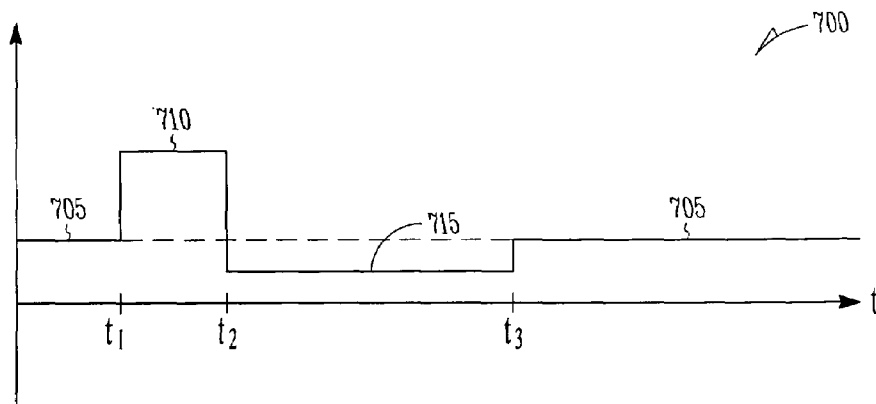


FIG. 7

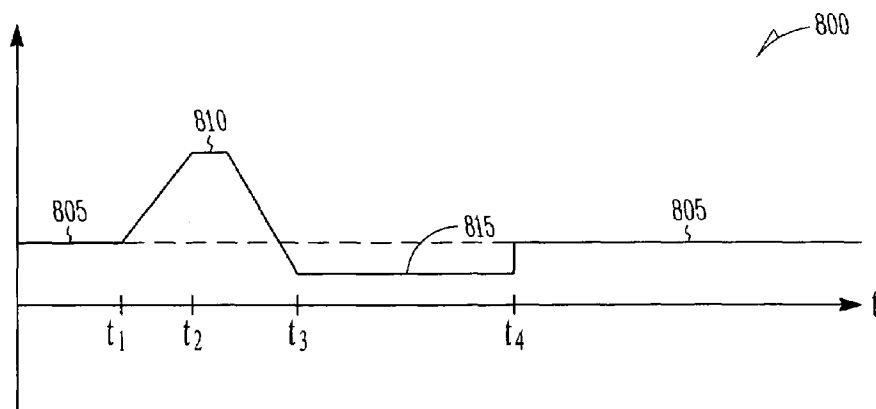


FIG. 8

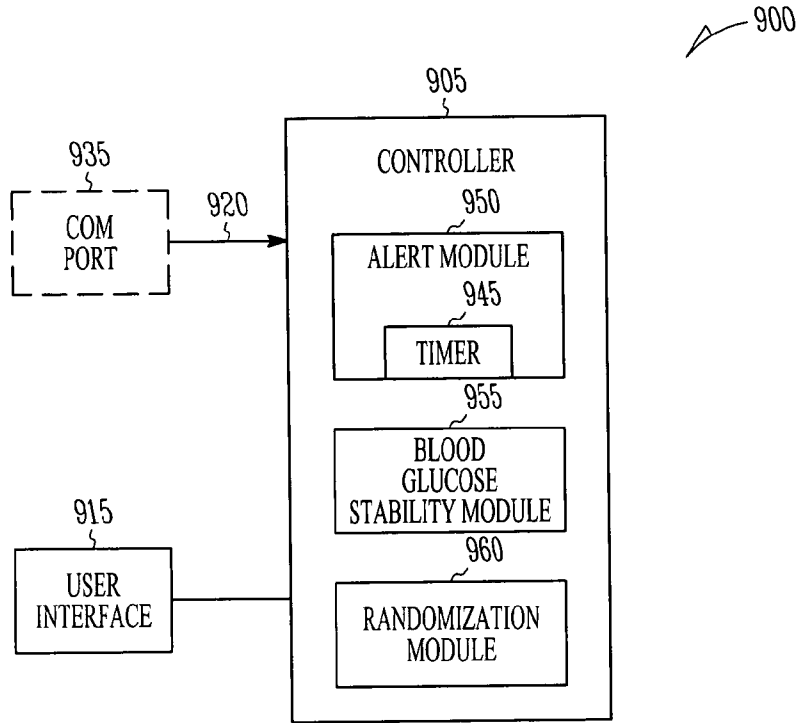


FIG. 9

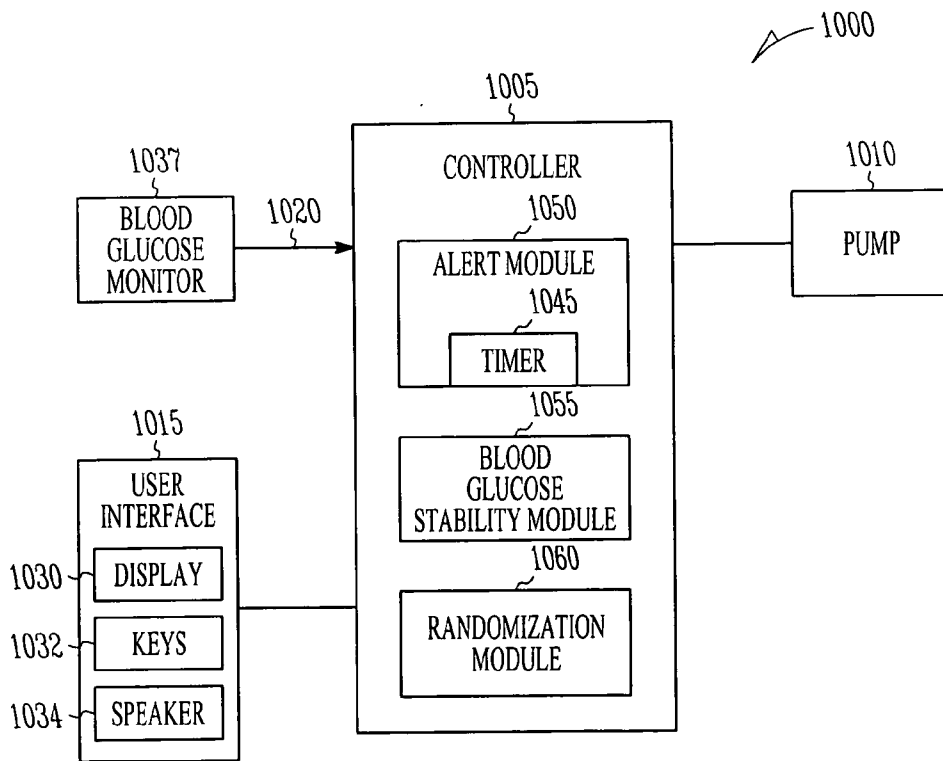


FIG. 10

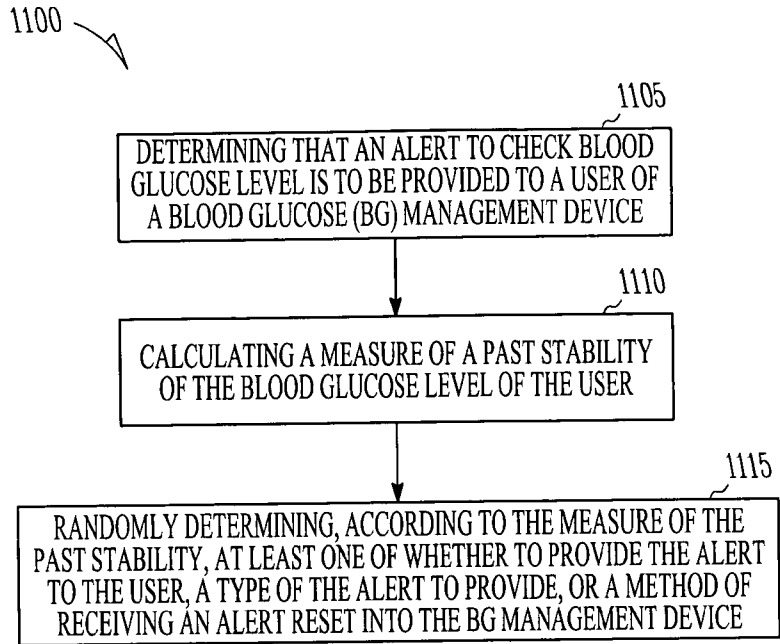


FIG. 11

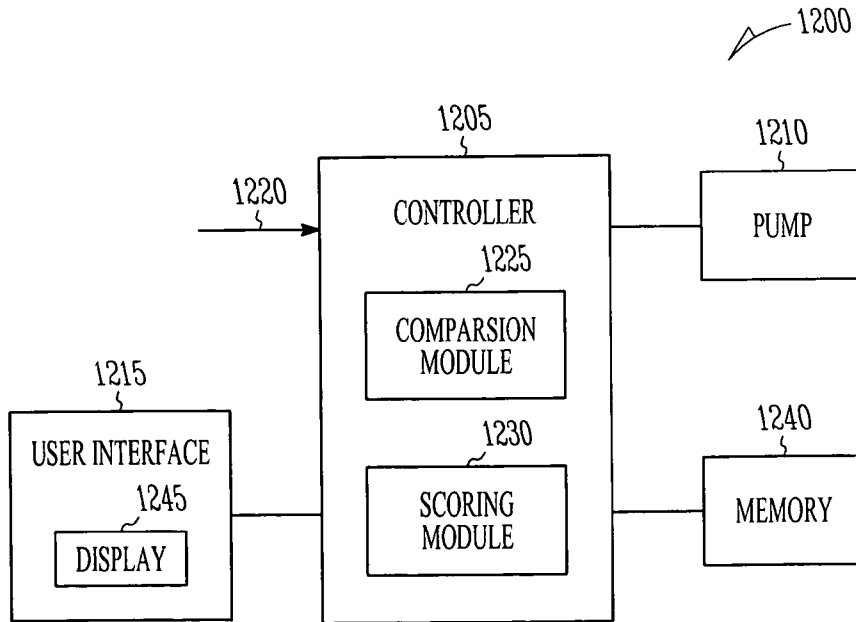


FIG. 12

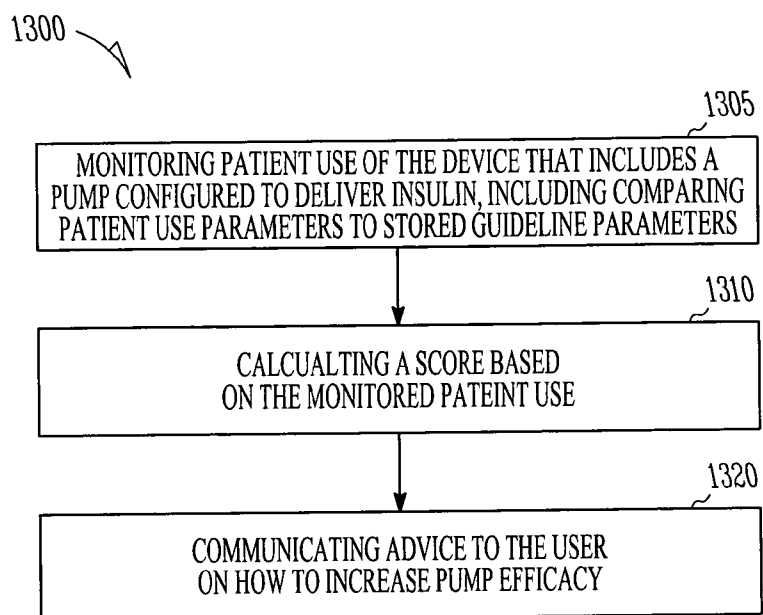


FIG. 13

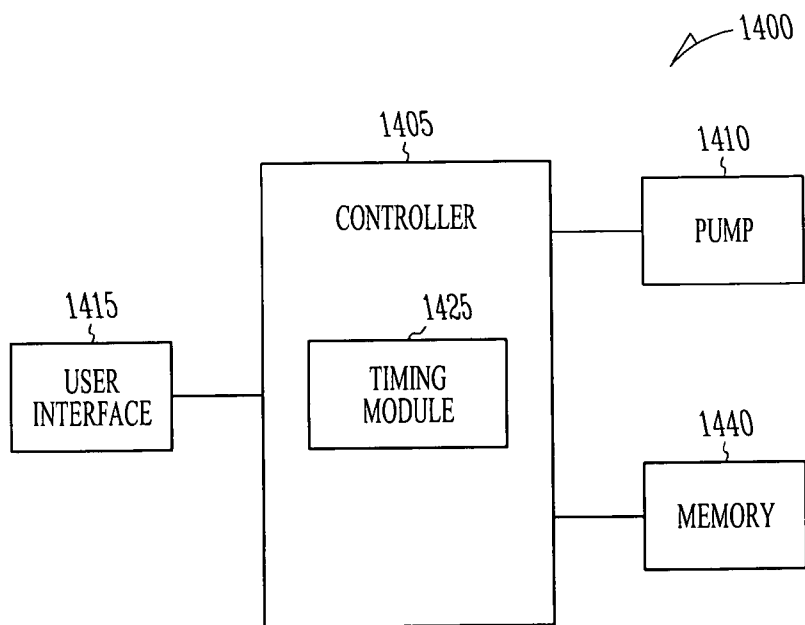


FIG. 14

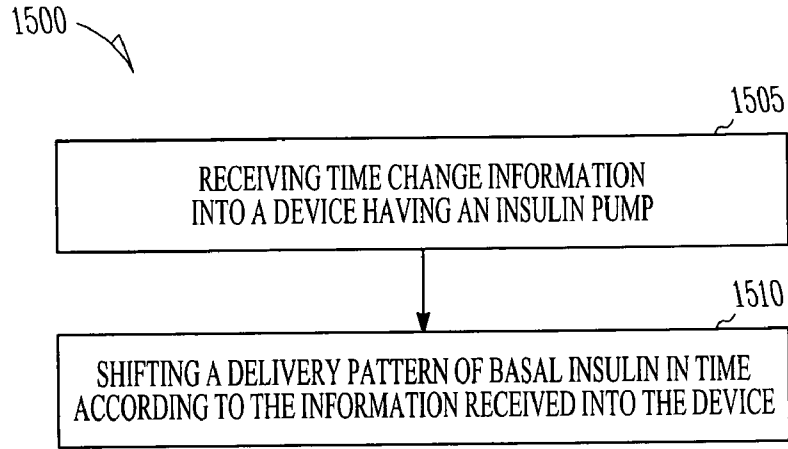


FIG. 15

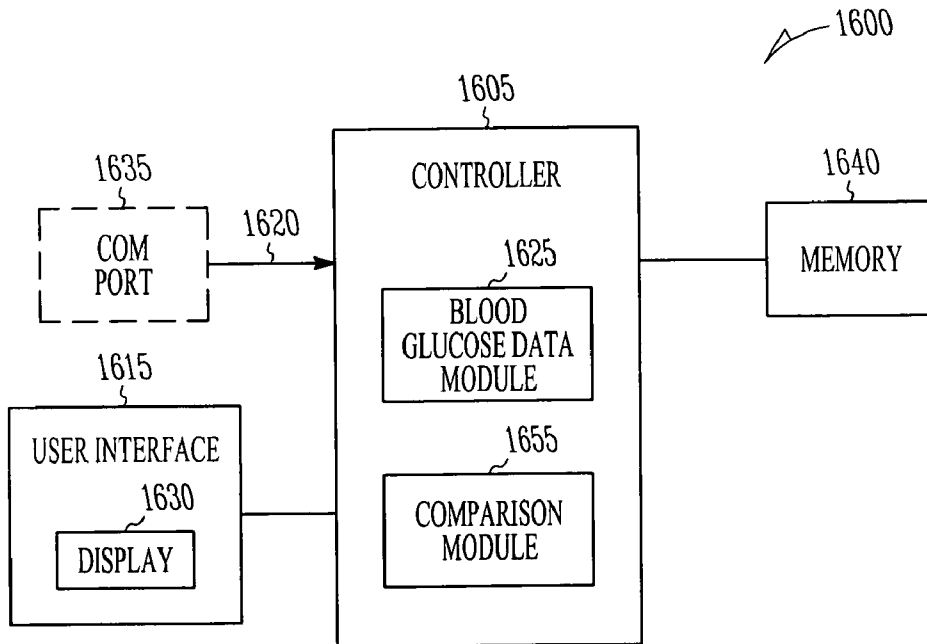


FIG. 16

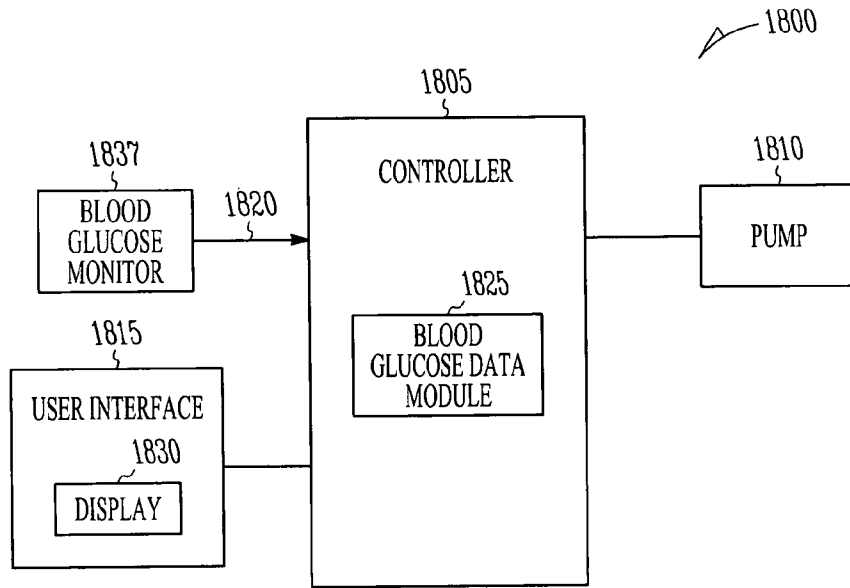


FIG. 18

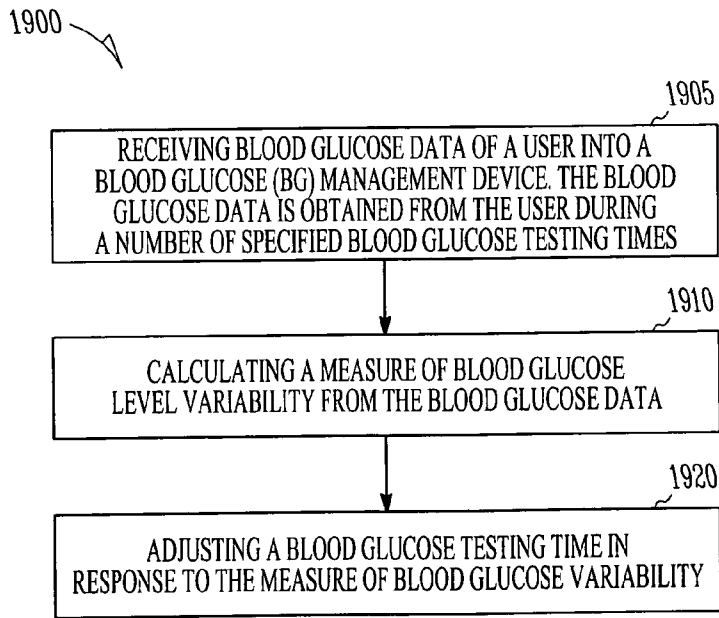


FIG. 19

INSULIN PUMP WITH INSULIN THERAPY COACHING

BACKGROUND

[0001] People who suffer from diabetes require insulin to keep their blood glucose level as close as possible to normal levels. It is essential for people with diabetes to manage their blood glucose level to within a normal range. Complications from diabetes can include heart disease (cardiovascular disease), blindness (retinopathy), nerve damage (neuropathy), and kidney damage (nephropathy). Insulin is a hormone that reduces the level of blood glucose in the body. Normally, insulin is produced by beta cells in the pancreas. In non-diabetic people, the beta cells release insulin to satisfy two types of insulin needs. The first type is a low-level of background insulin that is released throughout the day. The second type is a quick release of a higher-level of insulin in response to eating. Insulin therapy replaces or supplements insulin produced by the pancreas.

[0002] Conventional insulin therapy typically involves one or two injections a day. The low number of injections has the disadvantage of allowing larger variations in a person's insulin levels. Some people with diabetes manage their blood glucose level with multiple daily injections (MDI). MDI may involve more than three injections a day and four or more blood glucose tests a day. MDI offers better control than conventional therapy. However, insulin injections are inconvenient and require a diabetic person to track the insulin doses, the amount of carbohydrates eaten, and their blood glucose levels among other information critical to control.

[0003] It is important for a diabetic person to be treated with the proper amount of insulin. As discussed previously, high blood sugar can lead to serious complications. Conversely, a person with low blood sugar can develop hypoglycemia. Ideally, insulin therapy mimics the way the body works. An insulin pump is one way to mimic the body's insulin production. An insulin pump can provide a background or basal infusion of insulin throughout the day and provide a quick release or bolus of insulin when carbohydrates are eaten. If a person develops high blood sugar, a correction bolus of insulin can be delivered by the pump to correct it. While insulin pumps improve convenience and flexibility for a diabetic person, they can be sophisticated devices. Some insulin pumps can be difficult to program. Proper use of an insulin pump requires a user to go through a learning curve to properly treat their diabetes using the insulin pump.

Overview

[0004] This document discusses, among other things, devices and methods for managing insulin therapy. A device example includes a pump configured to deliver insulin, an input configured to receive information related to managing diabetes of a user, a user interface, and a controller communicatively coupled to the pump, the input, and the user interface. The controller includes an insulin timing module configured to initiate delivery of insulin in a time relation to when a meal is to be consumed by the user and to adjust delivery of the insulin according to the received information. Other devices, systems, and methods are disclosed.

[0005] A method example includes receiving information into a device having an insulin pump. The information relates to managing diabetes of a user of the insulin pump device. The method also includes adjusting a delivery of insulin

according to the received information. The insulin is to be delivered by the device in relation to a time period when a meal is to be consumed by the user.

[0006] This overview is intended present some subject matter of the patent application. It is not intended to provide an exclusive or exhaustive explanation of the invention. The detailed description is included to provide further information about the subject matter of the present patent application.

BRIEF DESCRIPTION OF THE DRAWINGS

[0007] FIGS. 1A and 1B illustrate portions of a device that includes an insulin pump.

[0008] FIG. 2 is a block diagram of portions of an embodiment of a device to adjust delivery of meal-related insulin.

[0009] FIG. 3 is a flow diagram of an embodiment of a method to provide adjustment to a meal bolus for a pump user.

[0010] FIG. 4 shows another embodiment of a device to adjust meal-related insulin delivered with an insulin pump.

[0011] FIG. 5 illustrates a graph of an example of a combination meal bolus of insulin.

[0012] FIG. 6 illustrates a graph of another example of a combination meal bolus of insulin.

[0013] FIG. 7 illustrates a graph of an example of this basal insulin shifting.

[0014] FIG. 8 illustrates a graph of an example of basal insulin delivered at a ramped rate.

[0015] FIG. 9 is a block diagram of portions of an embodiment of a blood glucose (BG) management device to reduce alarm fatigue.

[0016] FIG. 10 is a block diagram of portions of another embodiment of a BG management device to reduce alarm fatigue.

[0017] FIG. 11 is a flow diagram of a method of reducing alarm fatigue in a BG management device.

[0018] FIG. 12 is a block diagram of portions of an embodiment of a device that helps a patient improve their use of an insulin pump.

[0019] FIG. 13 is a flow diagram of a method of using a medical device to help a patient improve their use of an insulin pump.

[0020] FIG. 14 is a block diagram of portions of an embodiment of a device that shifts insulin delivery parameters according to a change in the schedule of a user.

[0021] FIG. 15 is a flow diagram of an embodiment of a method to shift insulin delivery parameters according to a change in the schedule of a user of an insulin pump.

[0022] FIG. 16 is a block diagram of portions of an embodiment of a device to determine blood glucose testing times for an insulin pump user.

[0023] FIG. 17 is a graphical representation of an example of a schedule of blood glucose testing times.

[0024] FIG. 18 is a block diagram of portions of another embodiment of a device to determine blood glucose testing times for an insulin pump user.

[0025] FIG. 19 is a flow diagram of portions of method to determine blood glucose testing times for an insulin pump user.

DETAILED DESCRIPTION

[0026] Insulin Pumps can be sophisticated devices. Insulin pumps that help coach a person in the use of the device may cause the device to be more effective in treating a person's diabetes.

[0027] FIGS. 1A and 1B illustrate portions of a device 100 that includes an insulin pump. The device 100 includes a cassette or cartridge of insulin. The cartridge is connectable to infusion tubing 140 connectable to a patient such as by a Luer lock 145 or infusion set 142. The device 100 includes a display 102 and a user interface that may include the display 102 and include one or more keys 104. Because proper use of an insulin pump requires a user to go through a learning curve to properly treat their diabetes using the pump, it is desirable for a pump to provide assistance to the user, whether the user is a diabetic patient, a caregiver, or a clinician.

Adjusting Insulin According to Meals

[0028] It is important for a diabetic to properly control their blood glucose level. A meal bolus is an amount of insulin delivered in anticipation of, or in response to, eating a meal. Typically, the meal bolus insulin is to counteract or cover the amount the amount of carbohydrates in the meal. The proper amount of insulin can be influenced by many factors such as the nutrient content of the food in the meal. Nutrient content refers to the amount of carbohydrates, protein, and fat in the meal. Determining an appropriate amount of insulin in the meal bolus can be difficult for a pump user and may involve trial and error in finding the right meal bolus for certain meals.

[0029] FIG. 2 is a block diagram of portions of an embodiment of a device 200 to automatically adjust meal-related insulin delivered with an insulin pump. The device 200 includes a controller 205. The controller 205 can be implemented using hardware circuits, firmware, software or any combination of hardware, firmware, and software. Examples, include a microcontroller, a logical state machine, and a processor such as a microprocessor, application specific integrated circuit (ASIC), or other type of processor. The controller 205 is configured to perform or execute a function or functions. Such functions correspond to modules, which are software, hardware, firmware or any combination thereof. Multiple functions may be performed in one or more modules. In some examples, software or firmware is provided on a computer readable medium. The computer readable medium includes instructions therein, which when processed (such as by the controller 205 for example) results in a device performing the functions described herein. Examples of a computer readable medium include a compact disc (CD), memory stick, or remote storage accessible via a communication network such as the internet or a cell phone network.

[0030] The device 200 also includes a pump 210 or pump mechanism to deliver insulin to a subject such as a patient or user. The pump 210 may be a positive displacement pump. Descriptions of an example of a medication pump to deliver insulin are found in Vilks et al., "Cartridge and Rod for Axially Loading a Medication Pump," U.S. Pat. No. 7,033, 338, filed Feb. 28, 2002, which is incorporated herein by reference in its entirety. The device 200 also includes a user interface 215 and an input 220 that, together with the pump 210, are communicatively coupled to the controller 205. The communicative coupling allows the controller 205 to exchange electrical signals with the user interface 215, input 220, and pump 210 even though intervening circuitry may be present. The input 220 receives information into the device 200 related to managing diabetes of a user. This information may include physiologic data of the patient and/or any indications for the patient, such as any physical indications and

indications of a drug therapy the patient is using. The information also may pertain to the meal the patient has eaten or plans to eat.

[0031] The controller 205 includes an insulin timing module 225 configured to initiate delivery of insulin in a time relation to when a meal is to be consumed by the user and to adjust delivery of the insulin according to the received information. The controller 205 may include a timer 245. After a timed duration after delivery of the insulin timed by the timer 245 or the insulin timing module 225, the controller generates a reminder to the user to eat. The reminder may be a visual alert displayed on a display 230 included in the user interface 215, or the device 200 may include a transducer or speaker and the generated reminder is an audible alert. In another example, the device may include a mechanical vibration mechanism and the generated reminder is a vibratory alert.

[0032] FIG. 3 is a flow diagram of an embodiment of a method 300 to automatically provide adjustment to a meal bolus for a pump user. At block 305, information is received into a device having an insulin pump. The received information relates to managing diabetes of a user of the insulin pump device. At block 310, delivery of insulin is adjusted according to the received information. The insulin is to be delivered by the device in relation to a time period when a meal is to be consumed by the user. The insulin may be delivered as a meal bolus prior to the meal, during the time the meal is scheduled, or after the meal. The insulin may be delivered as a change in a basal insulin rate pattern or profile.

[0033] Returning to FIG. 2, in some embodiments, the information related to managing diabetes of a user includes a blood glucose level of the user. In some embodiments, the device 200 includes a communication port 235 communicatively coupled to the input 220. The controller 205 is configured to receive information about the blood glucose level of the user via the communication port 235 from a separate second device. In some embodiments, the second device is a blood glucose monitor. In some embodiments, the communication port is a wireless port, such as an infrared (IR) port or a radio frequency (RF) port for example. In some embodiments, the communication port is a wired port, such as a serial port for example. In some embodiments, the controller 205 receives blood glucose information via the user interface 215, such as when the information is entered using a keypad included in the user interface.

[0034] FIG. 4 shows another embodiment of a device 400 to automatically adjust meal-related insulin delivered with an insulin pump. The device 400 includes a pump to deliver insulin 410, a user interface 415, and an input 420, communicatively coupled to a controller 405 that includes an insulin timing module 425. The device 400 also includes a blood glucose monitor 437 communicatively coupled to the input 420. The blood glucose monitor 437 may be a continuous blood glucose monitor that includes a blood glucose sensor circuit to produce an electrical blood glucose signal representative of a blood glucose level of the patient. The blood glucose sensor circuit may sense blood glucose concentration from blood or from interstitial fluid. The blood glucose sensor circuit may include a sensor interface circuit to sample the blood glucose signal and may provide additional signal processing, such as filtering or amplification for example. The sensor interface circuit may provide sampled blood glucose data to the input 420. A description of a blood glucose sensor circuit can be found in Steil et al., "Closed Loop System for

Controlling Insulin Infusion,” U.S. Pat. No. 6,558,351, filed Jun. 1, 2000, which is incorporated herein by reference in its entirety.

[0035] It is desirable for diabetics to manage their blood glucose level to within a normal range. Returning to FIG. 2, the user may have a meal time scheduled or programmed into the device 200, and the controller 205 may initiate delivery of insulin in relation to a scheduled meal time. If the blood glucose information indicates that the blood glucose level of the user is low (e.g., the blood glucose level is lower than a threshold blood glucose level), the insulin timing module 225 may delay delivery of a meal bolus of insulin. In some embodiments, the user interface 215 includes a display 230. If the blood glucose information indicates that the blood glucose level of the user is high (e.g., the blood glucose level is higher than a threshold blood glucose level), the insulin timing module may display a recommendation that the user not eat. In some embodiments, if the blood glucose information indicates that the blood glucose level of the user is high, the insulin timing module may display a recommendation that the user initiate a correction bolus of insulin.

[0036] According to some embodiments, the information related to managing diabetes received by the controller 205 includes an indication whether the user has abnormal gastric emptying. An example of abnormal gastric emptying is gastroparesis. Gastroparesis refers to a digestive disorder in which the user has delayed emptying of food from the stomach into the lower intestine. The indication of abnormal gastric emptying may be stored in a memory communicatively coupled to the controller 205. The insulin timing module 225 may delay delivery of meal bolus when abnormal gastric emptying is indicated for the user.

[0037] FIG. 5 illustrates a graph 500 of an example of a combination meal bolus of insulin. The graph 500 shows an amount of insulin delivered versus time. The combination meal bolus includes a first portion 505 of insulin that is delivered immediately beginning at time t_0 . The first portion 505 concludes at time t_1 when a second portion 510 of insulin begins to be delivered. The second portion 510 is delivered over an extended period of time until time t_2 . The extended portion is delivered at a lower rate and for a longer period of time than the first portion 505. The combination bolus may be timed by the insulin timing module 225 of FIG. 2. If abnormal gastric emptying is indicated for a user, the insulin timing module 225 may change the combination meal bolus.

[0038] FIG. 6 illustrates a graph 600 of another example of a combination meal bolus of insulin. The combination meal bolus includes a first portion 605 of insulin and a second portion 610 of insulin. The first portion 605 is delivered immediately beginning at time t_0 and concludes at time t_1 . If abnormal gastric emptying is indicated for the user, the insulin timing module 225 generates a delay between the first portion 605 and the second portion 610. The second portion is delivered beginning after the delay at time t_2 and concludes at time t_3 .

[0039] According to some embodiments, the information related to managing diabetes of the user of the device 200 of FIG. 2 includes an indication of a drug the user is taking. The insulin timing module 225, in response to the indication, recommends at least one of a change in an amount of insulin delivered in a bolus, a change to a user's total daily dose of insulin, or a change in a frequency of blood glucose checks of the user.

[0040] For example, the information related to managing diabetes includes an indication that the user is taking a hormone to assist uptake of insulin (e.g., Symlin®). When such a hormone is indicated, the insulin timing module 225 may reduce the amount of insulin delivered in the meal bolus and may recommend a reduction in the user's total daily dose of insulin. In some embodiments, the insulin timing module 225 may deliver the meal bolus over an extended period of time (e.g., reduce the rate of the meal bolus but provide the bolus over a longer time, such as the extended second portion 510 in FIG. 5). In some embodiments, the insulin timing module 225 may deliver the meal bolus as a combination bolus that includes a first portion that is delivered immediately and a second portion that is delivered over an extended period.

[0041] In another example, the information related to managing diabetes includes an indication that the user is taking a beta-adrenergic blocking agent. Beta-adrenergic blocking agents may increase the chance of developing either high or low blood glucose levels and may cause a low blood glucose level to last longer than normal. If a beta-adrenergic blocking agent is indicated, the insulin timing module 225 may change the delivery of a meal bolus to counteract a likelihood of a high or low blood glucose level such as by changing the amount of insulin in the meal bolus or delivering the meal bolus as a combination bolus. Beta-adrenergic blocking agents also may cover up symptoms indicative of low blood sugar. For this reason, the insulin timing module 225 may recommend an increase in blood glucose checks of the user.

[0042] In another example, the information related to managing diabetes includes an indication that the user is using a corticosteroid. Corticosteroids taken over several weeks such as by being applied to the skin for a long period of time or injected into a joint may increase the blood glucose level of the user. If a corticosteroid is indicated, the insulin timing module 225 may reduce the amount of insulin in a meal bolus.

[0043] In another example, the information related to managing diabetes includes an indication that the user has consumed some amount of alcohol. Such consumption can increase the effect of insulin to lower blood glucose. If alcohol consumption is indicated, the insulin timing module 225 may reduce the amount of insulin in a meal bolus.

[0044] According to some embodiments, the information related to managing diabetes of a user includes information related to the nutrient content of the meal eaten or anticipated to be eaten by the user. The controller 205 includes an insulin calculation module 240. Nutrient content includes an amount of fat, protein, fiber and/or carbohydrates in a meal. The insulin calculation module 240 calculates an amount of insulin to deliver in a meal bolus of insulin to cover an amount of carbohydrates in the meal using a carbohydrate ratio.

[0045] A carbohydrate ratio refers to the amount of carbohydrates covered by a unit of insulin. It is sometimes referred to as a carbohydrate factor, or carb factor, and is typically specified as grams of carbohydrates per unit of insulin. An insulin pump may use the carbohydrate ratio to automatically determine a carbohydrate insulin bolus amount required to match a number of carbohydrates ingested by the patient, or at least to keep post-meal blood glucose within a range that is healthy for a patient. For example, the patient may plan to eat 70 grams of carbohydrates. If the carbohydrate ratio is 10 grams of carbohydrates per unit of insulin (10 g/u), the insulin pump would determine that 7 units of insulin are required to cover the carbohydrates. An appropriate carbohydrate ratio may vary from person to person, yet it is important for a pump

to use an appropriate carbohydrate ratio. Descriptions of systems, devices, and methods to automatically determine a carbohydrate ratio for an insulin pump user are found in Blomquist, "Carbohydrate Ratio Testing Using Frequent Blood Glucose Input," U.S. patent application Ser. No. 11/679,712, filed Feb. 27, 2007, which is incorporated herein by reference in its entirety.

[0046] In some embodiments, the insulin calculation module **240** calculates an amount of insulin to deliver in the meal bolus using an amount of protein indicated in the nutrient content of the meal and using a protein ratio. Similar to a carbohydrate ratio, a protein ratio refers to the amount of protein covered by a unit of insulin. In some embodiments, the insulin calculation module **240** calculates an amount of insulin to deliver in the meal bolus using an amount of fat indicated in the nutrient content of the meal and using a fat ratio. A fat ratio refers to the amount of fat covered by a unit of insulin. The insulin calculation module **240** adds the amount of insulin needed to cover the fat and/or protein to the amount of insulin calculated to cover the carbohydrates in order to determine the total meal bolus amount. In some embodiments, the insulin calculation module **240** calculates the amount of insulin to deliver by using the fiber content of the meal to adjust the bolus amount. Typically, the carbohydrate grams of the meal that are from un-metabolized fiber are subtracted from the total grams of carbohydrates eaten.

[0047] According to some embodiments, the insulin timing module **225** delivers a portion of a meal bolus at or near the beginning of a meal time period. The meal bolus may be scheduled by being pre-programmed into the device **200** or the user may enter the meal time through the user interface **215**. The information related to managing diabetes of a user includes a nutrient content of the meal actually consumed. This information may be entered by the user at the end of a meal. If the nutrient content information indicates the partial meal bolus did not have enough insulin to cover the meal, the insulin calculation module **240** calculates a second portion of the meal bolus to cover the meal using the nutrient content information. For example, assume that carbohydrate ratio for the user is 20 grams of carbohydrates per unit of insulin (20 g/u). Assume the partial meal bolus contained one unit of insulin, or enough to cover 20 grams of carbohydrates. If the nutrient information indicates that the user consumed 50 grams of carbohydrates in the meal, the insulin calculation module **240** calculates that the second portion of the meal bolus should contain 1.5 units of insulin.

[0048] If the nutrient content information indicates the partial meal bolus had too much insulin to cover what was actually eaten, the insulin calculation module **240** calculates an amount of carbohydrates, to be consumed in addition to the meal, to cover the extra insulin. For example, again assume that carbohydrate ratio for the user is 20 grams of carbohydrates per unit of insulin (20 g/u) and the partial meal bolus contained one unit of insulin, or enough to cover 20 grams of carbohydrates. If the nutrient information indicates that the user only consumed 10 grams of carbohydrates in the meal, the insulin calculation module **240** calculates that user should consume 10 more grams of carbohydrates to cover the extra insulin in the partial meal bolus. The controller **205** may display a recommendation and/or generate an alert indication to the user to consume the additional carbohydrates.

[0049] The partial meal bolus feature is useful in a situation where the user orders meal but there is a delay between the time a meal bolus is given and the meal actually arrives. The

user takes a partial meal bolus before the meal arrives. The user can then enter the amount of carbohydrates that are consumed or will be consumed, and the device calculates the remaining portion of the meal bolus to deliver. The feature is also useful in the situation where the insulin pump user is a child. A parent initiates a partial meal bolus for the child at meal time. The parent then enters the nutrient content information of the meal actually eaten by the child and the insulin calculation module **240** calculates the second portion of the meal bolus according to the information.

[0050] According to some embodiments, the nutrient content information includes an indication of an amount of fast absorbing carbohydrates. The information may also include an amount of slow absorbing carbohydrates in the meal. The insulin calculation module **240** calculates an amount of insulin to deliver immediately in a first portion of a meal bolus using an amount of fast absorbing carbohydrates in the meal, and calculates an amount of insulin to deliver over an extended time period using an amount of slow absorbing carbohydrates in the meal, and/or an amount of fat in the meal, and/or an amount of protein in the meal. The meal bolus is delivered as a combination bolus such as those shown in FIGS. 5 and 6. The insulin timing module **225** may time the durations of the first and second bolus portions.

[0051] Automatic determination of an appropriate amount of insulin in the meal bolus can assist an insulin pump user in achieving better control of their blood glucose levels. As described above, the delivery of insulin in a time relation to a meal may be delivered as a change in a basal rate pattern or profile. According to some embodiments, the information related to managing diabetes of a user received by the input **220** includes a delivery pattern of basal insulin to be stored in a memory associated with the controller **205**. The memory may be integral to the controller **205** or separate from the controller **205**. The insulin timing module **225** shifts at least a portion of basal insulin normally delivered during a time period after the meal time to a time period prior to the meal time and decreases an amount of insulin delivered after the meal time period by the amount delivered prior to the meal.

[0052] FIG. 7 illustrates a graph **700** of an example of this basal insulin shifting. The graph **700** represents the rate of basal insulin delivered to the insulin pump user versus time. Prior to a meal time, basal insulin is delivered at a first rate **705**. As the scheduled meal time approaches, the insulin timing module **225** increases the basal rate at time t_1 to a second rate **710**. At a time t_2 after the meal, the insulin timing module **225** decreases the basal rate to a third rate **715**. The device **200** delivers insulin at the third rate **715** until time t_3 . After time t_3 , insulin is delivered at the first basal rate **705**. In some embodiments, the amount of increase in insulin delivered during interval t_1 - t_2 is substantially the same as the amount of decrease in insulin delivered during time t_2 - t_3 .

[0053] In some embodiments, the insulin timing module **225** shifts all of the basal insulin to be delivered during a two to three hour period after a meal time to the hour immediately preceding the meal time. After the meal time, the insulin timing module **225** may suspend delivery of basal insulin until all basal insulin that was shifted to a time prior to the meal would have been delivered by the un-shifted basal delivery pattern. In FIG. 7, this would increase the amount of insulin delivered during interval t_1 - t_2 and reduce the amount of insulin delivered during time t_2 - t_3 to zero.

[0054] In some embodiments, the meal times are programmed or scheduled into the device **200** of FIG. 2, or the

device **200** may deduce when meal times occur from missed meal bolus alerts programmed into the device. A missed meal bolus alert may be issued by the device **200** when no meal bolus was delivered by the device **200** at a specified time. Because the meal bolus is delivered before a meal time, the device can deduce the meal time. In some embodiments, the device **200** provides an alert to the user of the shifted basal rate pattern before delivering insulin according to the new pattern. The alert may in the form of an alarm or a display. The user then activates the shifted delivery pattern of basal insulin according to a user response received via the user interface **215**.

[**0055**] In some embodiments, the insulin timing module **225** ramps the rate at which the basal insulin is delivered prior to the meal time period. An example is shown in the graph **800** of FIG. **8**. Prior to a meal time, basal insulin is delivered at a first rate **805**. As the scheduled meal time approaches, the insulin timing module **225** ramps the basal rate beginning at time t_1 up to a second rate **810** at time t_2 . After the meal, the insulin timing module **225** decreases the basal rate to a third rate **815**. In some embodiments, the insulin timing module **225** ramps the basal rate down to the third rate **815** until time t_3 . The device **200** delivers insulin at the third rate **815** until time t_4 . After time t_3 , insulin is delivered at the first basal rate **805**. In some embodiments, the amount of increase in insulin delivered during interval t_1 - t_3 is substantially the same as the amount of decrease in insulin delivered during time t_3 - t_4 .

Avoiding Alarm Fatigue

[**0056**] An insulin pump may provide an alarm or other kind of alert to prompt the user to do certain actions that help ensure the user is making effective use of their pump. These alerts may include a reminder to the user to initiate a blood glucose measurement. Recurrent blood glucose measurements may be necessary to give a patient a good overall view of their blood glucose management. An alert to measure blood glucose may be generated a timed interval after a meal, after a correction bolus has been delivered, or after the user has had a high or low blood glucose reading. Because it is optional for the user to test their blood glucose when these alerts occur, many users get in the habit of routinely canceling the alert and not checking their blood glucose. This is sometimes referred to as alarm fatigue. Thus, it is desirable to make it more difficult or less likely for the user to ignore the alert.

[**0057**] FIG. **9** is a block diagram of portions of an embodiment of a blood glucose (BG) management device **900** to reduce alarm fatigue. The device **900** includes a controller **905** communicatively coupled to a user interface **915** and an input **920**. The input **920** receives blood glucose information into the device **900**. The information includes a blood glucose level of the user. The controller **905** includes an alert module **950** to provide an alert to the user via the user interface **915**. The alert notifies the user to check their blood glucose level.

[**0058**] The controller **905** also includes a blood glucose stability module **955** to calculate a measure of a past stability of the blood glucose level of the user using at least a portion of past blood glucose levels. In some embodiments, the blood glucose stability module **955** trends the measure. In some embodiments, the blood glucose stability module **955** measures a central tendency of the blood glucose level of the user, such as an average blood glucose value or a median blood glucose value for example. In some embodiments, the blood glucose stability module **955** measures a maximum blood glucose level of the user. In some embodiments, the blood

glucose stability module **955** measures a minimum blood glucose level of the user. In some embodiments, the blood glucose stability module **955** measures a standard deviation of the blood glucose level of the user.

[**0059**] The controller **905** also includes a randomization module **960**. According to the measure of the past blood glucose stability, the randomization module **960** randomizes the alert function of the device **900**. For example, the randomization module **960** may set the likelihood of the device **900** generating an alarm based on the historical stability of the blood glucose level of the user. Users that have stable blood glucose levels are rewarded with fewer alerts to check their blood glucose level.

[**0060**] The randomization module **960** may randomize a type of alert to provide or may randomize whether to provide the alert to the user at all. For example, the device **900** may randomize whether to generate a Check Blood Glucose alarm after eating or after taking a correction bolus. The randomization module **960** may randomize a method needed to deactivate an alert or alarm by randomizing a user input to the user interface **915** needed to reset a provided alert.

[**0061**] In some embodiments, the alert module **950** includes a timer **945**, and the alert module **950** provides an alert a timed duration after the blood glucose information indicates that the blood glucose level of the user differs from a target blood glucose level by a threshold value. In some embodiments, the device **900** includes a communication port **935** coupled to the input **920** and the communication port configured to receive the blood glucose information from a second separate device. For example, the second device may be a blood glucose monitor, or a device that communicates blood glucose information received from a blood glucose monitor. In some embodiments, the communication port **935** is a wireless port such as an IR port or an RF port. In some embodiments, the communication port **935** is a wired port, such as a serial port for example.

[**0062**] FIG. **10** is a block diagram of portions of another embodiment of a BG management device **1000** to reduce alarm fatigue. The device **1000** includes a controller **1005**, a user interface **1015**, and an input **1020**. The controller **1005** includes an alert module **1050**, a blood glucose stability module **1055**, and a randomization module **1060**. In some embodiments, the user interface **1015** includes a display **1030** and the alert module **1050** provides the alert through the display **1030**. In some embodiments, the user interface **1015** includes a speaker **1034**, and the randomization module **1060** randomizes an audible indication of an alert, or an audible aspect of the alert, via the user interface **1015**. In some embodiments, the randomization module **1060** randomizes whether the alert is visual or audible. In some embodiments, the user interface **1015** includes a plurality of keys **1032** to be pressed by a user of the device **1000**. The randomization module **1060** randomizes a sequence of key presses needed to reset a generated alert.

[**0063**] According to some embodiments, the BG management device **1000** is an insulin pump and includes a pump **1010** to deliver insulin. The alert module **1050** includes a timer **1045** and the alert module is configured to provide an alert (e.g., to check the blood glucose level) a timed duration after delivery of a bolus of insulin.

[**0064**] According to some embodiments, the BG management device **1000** includes a blood glucose monitor **1037** communicatively coupled to the input **1020** and the input **1020** receives the blood glucose information from the blood

glucose monitor. In some embodiments, the user interface **1015** is configured to receive manual entry of the blood glucose information from the user. In some embodiments, the user interface **1015** includes a display **1030**. The controller **1005** prompts the user, via the display **1030**, to begin a blood glucose measurement using a second separate device.

[**0065**] FIG. **11** is a flow diagram of a method **1100** of reducing alarm fatigue in a BG management device. At block **1105**, it is determined that an alert to check blood glucose level is to be provided to a user of the BG management device. This may be because the device determines the blood glucose level of the device user differs from a target blood glucose level by more than a specified threshold value. At block **1110**, a measure of a past stability of the blood glucose level of the user is calculated by the BG management device.

[**0066**] At block **1115**, the device randomly determines, according to the measure of the past stability, at least one of whether to provide the alert to the user, a type of the alert to provide, or a method of receiving an alert reset into the BG management device. Randomly changing the tone or changing the key input needed to cancel the alarm or alert makes it less likely the user will cancel the alarm out of habit and makes it more likely to use the alert feature.

Scoring Insulin Pump Use

[**0067**] It would be helpful to an insulin pump user if the insulin pump were able to communicate how well the person was using the device, and to communicate advice on how to improve their use. This may increase efficacy of the pump and thereby increase the benefit to the patient.

[**0068**] FIG. **12** is a block diagram of portions of an embodiment of a device **1200** that helps a patient improve their use of an insulin pump included in the device **1200**. The device **1200** includes a controller **1205** communicatively coupled to a pump **1210** to deliver insulin, a user interface **1215**, and a memory **1240**. The memory **1240** is to store guideline parameters related to use of the device **1200**. The guideline parameters are ideal parameters, or range of values for a parameter, that an insulin pump user would meet if the user were making the best use of their insulin pump. The guideline parameters may include default parameters and/or include parameters programmed into the device **1200** by a diabetes professional. The programming may be done using the user interface **1215** or by communicating with the device **1200** using a second separate device via a communication port coupled to the input **1220**. Examples of parameters include parameters related to the user checking their blood glucose, parameters related to insulin cartridge use, parameters related to the dietary habits of the user, and parameters related to using the features of the insulin pump.

[**0069**] The controller **1205** includes a comparison module **1225** and a scoring module **1230**. The comparison module **1225** monitors the patient's use of the device **1200** and compares parameters related to the patient's use to the guideline parameters stored in memory **1240**. The scoring module **1230** calculates a score based on the monitored patient use and is indicative of the efficacy of the patient's insulin pump use. The score reflects how well the patient is following best practices for insulin pump users. Based on the score, the controller **1205** communicates advice to the user on how to increase pump efficacy (e.g., how to bring the values of the patient's use parameters toward the guideline parameter values). A higher score indicates that the patient is following guidelines established by their health care provider (e.g., a

diabetes professional) and indicates the patient is following best practice in controlling their blood glucose.

[**0070**] In some embodiments, the user interface **1215** includes a display **1245**. The controller **1205** may prompt the user, via the display, to begin a blood glucose measurement using a separate device. The user interface **1215** may include keys for receiving manual entry of the blood glucose information into the device from the user.

[**0071**] According to some embodiments, the stored guideline parameters are related to a user entering blood glucose readings into the device **1200**. In some embodiments, the stored guideline parameters include the frequency with which blood glucose readings are entered into the device. The comparison module **1225** records (e.g., stores) and compares the frequency with which blood glucose readings are entered into the device **1200** by a user to the guideline frequency stored in memory. The scoring module **1230** determines a score based on how closely the user's frequency of entering readings matches the guideline frequency. In some embodiments, the stored guideline parameters include the timing of the blood glucose readings. For example, the guideline parameters may specify one or more times of day that the user is to enter a blood glucose reading. The comparison module **1225** compares the actual times the user enters blood glucose readings to the stored parameter guideline times, and the scoring module **1230** determines a score based on how closely the user's times match the guideline times.

[**0072**] According to some embodiments, the stored guideline parameters are related to the dietary habits of the user. In some embodiments, the stored guideline parameters include an amount of carbohydrates, such as a guideline amount for the user to eat during a scheduled meal for example. The comparison module **1225** compares the amount of carbohydrates, entered into the device **1200** as having been eaten by the user, to the stored guideline amount of carbohydrates. In some embodiments, the stored guideline parameters include a number of between meal snacks. The comparison module **1225** compares the number of between meal snacks, entered into the device **1200** as having been eaten by the user, to a stored guideline number of between meal snacks. The scoring module **1230** scores the dietary habits of the user accordingly.

[**0073**] In some embodiments, the stored guideline parameters include a difference value in the timing of patient meal times. The comparison module **1225** compares actual meal times entered into the device **1200** by a user to scheduled meal times and determines any differences in the meal times. The comparison module **1225** then compares to one or more time difference values in the meal times to the stored guideline meal time difference value. The scoring module **1230** assigns a higher score for consistency in meal times higher than for a large variation in meal times. In some embodiments, the stored guideline parameters include the frequency with which a user fails to initiate a meal bolus before eating. The comparison module records whether a user fails to take a meal bolus before eating. The comparison module **1225** compares the frequency that meal boluses are missed to a stored guideline value for an allowed frequency of missed meal boluses. The scoring module **1230** generates a lower score for more missed meal boluses.

[**0074**] According to some embodiments, the stored guideline parameters are related to insulin cartridge use and/or infusion set use. In some embodiments, the stored guideline parameters include the frequency with which the user changes insulin cartridges. The device **1200** may include a

circuit to detect when the cartridge is changed. The comparison module 1225 compares the frequency of actual cartridge changes by a user to the stored guideline insulin cartridge change frequency value. The scoring module 1230 generates higher score for how closely the user's frequency of changes matches the stored guideline. Not changing the insulin cartridge often enough risks insulin clotting or losing effectiveness of the insulin due to exposure to higher temperatures.

[0075] In some embodiments, the stored guideline parameters include the frequency with which the user changes infusion sets. The comparison module 1225 compares the frequency of actual infusion set changes as indicated by a user to the stored guideline infusion set change frequency value. The scoring module 1230 generates higher score for how closely the user's frequency of actual infusion set changes matches the stored guideline. Not changing the infusion set often enough may result in infections.

[0076] In some embodiments, the stored guideline is the frequency that insulin cartridges for the device 1200 become empty, thereby interrupting therapy. The comparison module 1225 compares the frequency that the user allows insulin cartridges to empty to the stored guideline frequency value. Allowing insulin cartridges to empty often may indicate that the user is not paying proper attention to their device 1200 and the scoring module 1230 provides a higher score the closer the actual frequency that insulin cartridges become empty matches the guideline frequency. In some embodiments, the stored guideline parameters include the difference in timing between insulin cartridge changes. The comparison module 1225 compares the difference in times between insulin cartridge changes to a stored guideline difference value. The scoring module 1230 would score consistency in insulin cartridge changes higher than a large variation in time between insulin cartridge changes.

[0077] According to some embodiments, the stored guideline parameters are related to use of the features of the device 1200. In some embodiments, the stored guideline parameters include the frequency that a user uses the test features of the device 1200. For example, the device 1200 may include a carbohydrate ratio test feature. Descriptions of devices and methods that perform a carbohydrate ratio test are found in Blomquist, "Carbohydrate Ratio Testing Using Frequent Blood Glucose Input," U.S. patent application Ser. No. 11/679,712, filed Feb. 27, 2007, which is incorporated herein by reference in its entirety. The device 1200 may include a basal rate test feature. Descriptions of devices and methods that perform a basal rate test are found in Blomquist et al., "Basal Rate Testing Using Frequent Blood Glucose Input," U.S. patent application Ser. No. 11/685,617, filed Mar. 13, 2007, which is incorporated herein by reference in its entirety. The device 1200 may include a correction factor test feature. Descriptions of devices and methods that perform a correction factor test are found in Blomquist et al., "Correction Factor Testing Using Frequent Blood Glucose Input," U.S. patent application Ser. No. 11/626,653, filed Jan. 24, 2007, which is incorporated herein by reference in its entirety. The comparison module 1225 compares the frequency with which a user uses a test feature of the device 1200 and compares the frequency to a stored guideline device test frequency value. The scoring module 1230 generates a higher score if the user uses the test features more often.

[0078] In some embodiments, the device 1200 includes a feature that generates a device report. The controller 1205 is configured to store events in the memory 1240. Examples of

such events include historical insulin delivery information and recorded use parameters. In some embodiments, the controller 1205 displays the report using a display 1245 included in the device 1200. In some embodiments, device 1200 includes communication port and the controller 1205 communicates information to a second separate device via the communication port for formatting and display or printing of the report. The stored guideline parameters include the frequency with which a user views a generated report. The comparison module 1225 compares the frequency with which a user views a pump generated report to a stored report-view frequency value.

[0079] In some embodiments, the device includes one or more alert features. These alerts may include a reminder to the user to initiate a blood glucose measurement (e.g., after a meal or after a correction bolus), or after the user has had a high or low blood glucose reading. The user interface 1215 may include a display 1245 to provide a visual alert, a speaker or transducer to provide an audible alert, and/or a mechanism to provide a vibratory alert.

[0080] In some embodiments, the stored guideline parameters include an alert response time. The comparison module 1225 determines the time from when an alert is generated by the device 1200 to the time when the user responds to the alert. The comparison module 1225 compares the user response time to the stored guideline response time value. The scoring module 1230 generates a higher score if the user's response times are within the guideline response time. In some embodiments, the stored guideline parameters include the total time that the device 1200 may be inoperative. The comparison module 1225 compares the total time that a user renders the device 1200 inoperative to the guideline time. The scoring module 1230 generates a higher score the more often the user uses the device 1200.

[0081] In some embodiments, the device 1200 includes an input 1220. Blood glucose information is received into the device 1200 via the input 1220. The blood glucose information may include one or more blood glucose levels of the user. In some embodiments, the device 1200 includes a blood glucose monitor communicatively coupled to the input 1220. The blood glucose monitor may be communicatively coupled via a wireless port or a wired port. The blood glucose monitor may be a continuous blood glucose monitor. In some embodiments, the device 1200 includes a communication port coupled to the input 1220 and configured to receive blood glucose information from a second separate device. The communication port may be a wireless communication port (e.g., IR or RF) or may be a wired port (e.g., a serial port).

[0082] The comparison module 1225 monitors the blood glucose level of the patient using the information. In some embodiments, the comparison module 1225 determines and monitors a central tendency of the blood glucose level of the user from the information, such as the average value or median value for example. In some embodiments, the comparison module 1225 uses the blood glucose information to determine and monitor a standard deviation of the user's blood glucose level. In some embodiments, the comparison module 1225 uses the blood glucose information to determine and monitor an amount of insulin delivered in any correction boluses as a percentage of TDD. As described previously, the input 1220 may be communicatively coupled to the input and the blood glucose information is received by manual entry of the information into the device 1200.

[0083] According to some embodiments, the stored guideline parameters are related to the user's management of their blood glucose level. In some embodiments, the stored guideline parameters may include a number of times that the user is allowed to neglect taking a correction bolus when the blood glucose information indicates that the blood glucose of the patient exceeds a target blood glucose level by a threshold value. Of course, the stored number of times may be zero. The comparison module **1225** compares the number of times that the patient did not initiate a correction bolus to the stored guideline number of times. The scoring module **1230** generates a higher score the closer the actual number is to the stored number.

[0084] In some embodiments, the stored guideline parameters are related to the user's rechecking their blood glucose some interval after receiving a correction bolus, or some interval after treating a low blood glucose level. The comparison module **1225** compares the number of times that the patient failed to recheck their blood glucose to the stored guideline number of times. In some embodiments, the stored guideline parameters include a number of times that the user is allowed to neglect to recheck blood glucose after a bolus of insulin is delivered by the device **1200**. The comparison module **1225** compares the number of times that the patient failed to recheck their blood glucose to the stored guideline number of times. The scoring module **1230** generates a higher score the closer the actual number is to the stored number.

[0085] According to some embodiments, the scoring module **1230** trends the calculated score. The controller **1205** may display the score and/or the score trend on the display **1245** when prompted to do so (e.g., through the user interface **1215**). Such a trend may be included in a device-generated report. When calculating the score, the scoring module **1230** assign different weights to outcomes of the comparisons described. For example, the scoring module may assign a higher weight to the user making consistent blood glucose measurements higher than the user using test features of the device.

[0086] The controller **1205** communicates advice to the user on how to increase pump efficacy based on the calculated score. For example, if the controller **1205** determines that there is a poor score for taking meal boluses, the controller **1205** may display to the user that the patient's overall use of the device may be improved by paying more attention to meal boluses. In some embodiments, the device **1200** includes a communication port and the advice on how to increase pump efficacy is communicated to a second separate device.

[0087] In some embodiments, the scoring can be implemented into a game. This may be useful to encourage young insulin pump users (e.g., children) to become interested in learning about their pump. The score may be communicated to a second separate device (e.g., a computer). The second device could print certificates when the user meets or exceeds one or more threshold scores. The device **1200** or the second device can offer advice on how to increase the pump user's score. The certificates could be redeemable (e.g., by the manufacturer).

[0088] FIG. 13 is a flow diagram of a method **1300** of helping a patient improve their use of the insulin pump using a medical device. At block **1305**, patient use of a device is monitored. The device includes a pump configured to deliver insulin. The patient use may be monitored using the insulin pump device, and the monitoring includes comparing patient use parameters to stored guideline parameters. Examples of

the parameters include parameters related to a user entering blood glucose readings into the insulin pump, parameters related to the dietary habits of the user, parameters related to insulin cartridge use, parameters related to use of the features of the insulin pump, and parameters related to the user's management of their blood glucose level.

[0089] At block **1310**, the medical device calculates a score based on the monitored patient use. The medical device may weigh some parameters higher than others when calculating the score. At block **1315**, advice is communicated to the user or patient on how to increase pump efficacy.

Shifting Insulin Therapy Parameters in Time

[0090] An insulin pump provides insulin therapy to a user using one or more delivery parameters. An example of such a parameter is a basal rate pattern. Basal rate refers to a type of twenty-four hour background infusion of insulin by an insulin pump that mimics the continuous background release of insulin from a normal pancreas. It is the rate of insulin delivery the patient normally needs independent of the consumption of meals. The basal rate is typically specified in insulin units per hour (u/hr). The variation in the rate as a function of time can be referred to as a basal rate pattern or profile. Sometimes it is desirable to vary the basal rate pattern throughout the day to deliver a different basal rate according to a patient's needs, such as delivering basal insulin at a different rate when the insulin pump user is sleeping than when the user is awake. Other parameters may also have different optimum values at different times of the day.

[0091] A change in the user's schedule may cause the appropriate values of the delivery parameters to change. If the pump user travels and crosses time zones, their circadian clock doesn't immediately adjust to the new time, because, as with jet lag, it takes time for the user's body to adjust. Consequently, the delivery parameters may no longer be programmed appropriately. If the user adjusts the clock on their insulin pump to match the new time zone, they will instantly adjust their basal rate pattern to the new time. This may not be appropriate because the user's body clock will be expecting basal insulin according to the old time zone. For example, if the user travels from the Pacific Time Zone to the Eastern Time Zone and adjusts the clock on their insulin pump three hours later, extra basal insulin scheduled for delivery at 2:00 AM will be delivered at 2:00 AM in the Eastern Time Zone while the user's body clock acts as though it is still 11:00 PM.

[0092] A better approach would be to not instantly shift the basal rate pattern to the new time when the insulin pump clock is adjusted. Instead the basal rate pattern should be gradually shifted (e.g., once per day) until the basal rate pattern was synchronized to the local time. A similar adjustment would be made on the return home to the original time zone. On a short trip, the basal rate pattern may not be fully adjusted to the new time. Additionally, the basal rate pattern could be gradually adjusted anytime the clock on the insulin pump was changed, such as during a change to or from daylight savings time.

[0093] FIG. 14 is a block diagram of portions of an embodiment of a device **1400** that shifts insulin delivery parameters according to a change in the schedule of a user of the device **1400**. The device **1400** includes a controller **1405** communicatively coupled to a pump **1410** configured to deliver insulin, a user interface **1415**, and a memory **1440**. The memory **1440** stores a delivery pattern of basal insulin. Time change information is received into the device **1400** through the user interface **1415**. The user interface **1415** may include one or

more keys or buttons for the user to enter the time change information. The controller **1405** includes a timing module **1425** configured to shift the delivery pattern of basal insulin in time according to the received information.

[0094] In some embodiments, the time change information includes travel information of the user. The travel information may include a destination of the user, or only the change in time zones the travel will involve. The travel information may include a travel departure time and travel return time. The timing module **1425** shifts the delivery pattern of basal insulin in time according to a destination time zone indicated in the travel information, and may restore the delivery pattern to its original time based on the travel return time. For example, in some people there is a “dawn phenomenon” where extra insulin is needed near 1 AM or 2 AM. Such a person may have a basal rate pattern that increases at that time. If the user travels from the Eastern Time Zone to the Pacific Time Zone, the timing module **1425** shifts the delivery pattern of basal insulin three hours later. Thus, if the basal rate pattern includes the increase during the early morning hours, the timing module **1425** would shift the increase later in time by three hours. If the travel information includes a return time, the timing module **1425** would shift the back to the original time three hours earlier upon the return time.

[0095] In some embodiments, the timing module **1425** shifts the delivery pattern of basal insulin by a specified amount of time per time period (e.g., by a fraction of an hour once per day, or a number of hours once per day) until the delivery pattern matches the destination time zone, and shifts the delivery pattern of basal insulin back by the same or a different amount of time until the delivery pattern matches the return time zone according to the return time. For example, if the user travels from the Eastern Time Zone to the Pacific Time Zone, the timing module **1425** shifts the delivery pattern of basal insulin by one-half hour per day until the delivery pattern is shifted three hours later. When the user returns as indicated by the return time or by an indication provided by the user via the user interface, the timing module **1425** begins shifting the delivery pattern earlier by a specified amount of time (e.g., the half hour once per day in the example) until the delivery pattern return to its original time.

[0096] In some embodiments, the time change information includes a change in local time, such as a change to or from daylight savings time. The timing module **1425** shifts the delivery pattern by a specified amount of time per time period until the delivery pattern matches the time change.

[0097] In some embodiments, the memory **1440** includes an indication of a sleep segment of the basal insulin delivery pattern. For example, the delivery pattern may repeat every twenty-four hours and a portion of the twenty-four hour period is designated as a sleep segment. Based on the time change information, the timing module **1425** shifts the sleep segment of the basal insulin delivery pattern.

[0098] According to some embodiments, the memory **1440** also stores other parameters related to the delivery of insulin. The controller **1405** may be configured (e.g., by programming) to change the value of these parameters according to the time of day. The insulin therapy for the user may improve by shifting these parameters in time according to a change in schedule of the user (e.g., due to travel). In some embodiments, the device **1400** may use a different correction factor at a different time of the day according to a time of day schedule. The timing module **1425** may shift the time of day schedule for the correction factor according to the time change infor-

mation received into the device **1400** and stored in the memory **1440**. In some embodiments, the device **1400** may use a different carbohydrate ratio at a different time of the day according to a time of day schedule. The timing module **1425** may shift the time of day schedule for the correction factor according to the travel information received into the device **1400**.

[0099] FIG. **15** is a flow diagram of an embodiment of a method **1500** to shift insulin delivery parameters according to a change in the schedule of a user of an insulin pump. At block **1505**, information is received into a device having an insulin pump. The information may relate to local time change of a user of the insulin pump. At block **1510**, the insulin pump device automatically shifts a delivery pattern of basal insulin in time according to the information received into the device. This insulin pump device may be configured to automatically make the shift by logic circuitry implemented in the device. The logic circuitry may include hardware, firmware, or software or any combination of hardware, firmware, or software.

Auto-Adjustment of Blood Glucose Testing Time

[0100] Proper management of blood glucose by insulin pump users includes periodic measurement of the user's blood glucose. For example, this may involve the user taking a blood glucose measurement to determine whether a correction bolus is needed or whether a meal bolus was effective. Testing blood glucose at proper times may give the patient a more accurate picture of their blood glucose control. This can be done by determining statistically significant, or historically significant, blood glucose sampling times and prompting the patient to measure their blood glucose at these times will give the patient that more accurate picture of their blood glucose control.

[0101] FIG. **16** is a block diagram of portions of an embodiment of a device **1600** to automatically determine blood glucose testing times for an insulin pump user. The device **1600** includes a controller **1605** communicatively coupled to a user interface **1615** and an input **1620**. The input **1620** receives blood glucose data of the insulin pump user into the device **1600**. The blood glucose data is obtained during a number of specified blood glucose testing times. The controller **1605** includes a blood glucose data module **1625**.

[0102] The blood glucose data module **1625** calculates a measure of the user's blood glucose variability from the blood glucose data. In some embodiments, the blood glucose data module calculates a measure of statistical variability of the user's blood glucose such as one or more of a standard deviation of the blood glucose data, an average deviation of the blood glucose data, a variance of the blood glucose data, or a range of the blood glucose data. The controller **1605** adjusts a blood glucose testing time in response to the measure of blood glucose variability. For example, the measure of blood glucose variability may indicate that the user's blood glucose level is stable at certain times of the day and varies at other times of the day. The controller **1605** automatically adjusts one or more testing times to cover the period of greater variability.

[0103] In some embodiments, the device **1600** includes a display **1630**. The controller **1605** prompts the user, via the display **1630**, to initiate a blood glucose test. In some embodiments, the device includes a speaker or transducer communicatively coupled to the controller **1605** and provides an audible prompt to the user. The controller **1605** adjusts the

blood glucose testing times by changing the times that it prompts the user to initiate a test.

[0104] According to some embodiments, the controller 1605 includes a comparison module 1655. The comparison module 1655 compares the measure of blood glucose variability to a threshold blood glucose variability value. The controller 1605 increases the number of blood glucose testing times if the measure of blood glucose variability exceeds a blood glucose variability target value by more than a first threshold blood glucose variability value. The controller 1605 decreases the number of blood glucose testing times if the measure of blood glucose variability is less than the blood glucose variability target value by more than a second threshold blood glucose variability value. This rewards the user with less testing times if the user is managing to keep their blood glucose relatively stable at a normal level.

[0105] In some embodiments, the device 1600 includes a memory 1640 communicatively coupled to the controller 1605. The memory 1640 stores an indication of a user preference for a blood glucose testing time. The controller 1600 adjusts the blood glucose testing time according to the indication. The indication may specify that fewer tests be requested by the device 1600 during certain times of the day. For example, the patient may specify that the device 1600 may request no more than two tests per week between the hours of 11:30 PM and 6:00 AM. The indication may be programmed into the device via the user interface 1615. The device 1600 limits the request for a blood glucose test as indicated even though the blood glucose data may show significant variation during that time.

[0106] In some embodiments, the controller 1605 creates or updates a schedule of a plurality of blood glucose testing times according to the patient indication and/or the measure of blood glucose variability provided by the blood glucose data module 1625. The schedule may be stored in memory 1640.

[0107] FIG. 17 is a graphical representation of an example of a schedule 1700 or plan of blood glucose testing times. A circle 1705 in the schedule indicates a device 1600 prompt for user to initiate a blood glucose test. The schedule 1700 may be created by the controller 1605 and stored in memory 1640, or an initial schedule 1700 may be programmed into the memory 1640 (e.g., by a care provider) and the controller 1605 adjusts the blood glucose testing times in the schedule 1700 according to the measure of blood glucose variability and/or indicated patient preferences. The schedule 1700 shown illustrates six test times per day over a period of five days, and the prompts are shown in relation to meal times and sleep times of the patient. Throughout the five days, the six testing times are staggered on different days to obtain blood glucose data at various times. The number of days and number of tests per day may be indicated by patient preference in the memory 1640. For the example shown, the controller 1605 may have created the schedule 1700 due to a patient indication of no more than five days of testing per week, no more than six tests per day, and no more than three overnight tests per week. The controller 1605 schedules the testing times based on the preferences and on the historical variation in blood glucose of the patient.

[0108] As additional blood glucose data is collected. The controller 1605 may make further adjustments to the schedule 1700. Based on the blood glucose variability, the controller 1605 may change the testing times, add testing times (unless disallowed by preferences), or subtract testing times (as indi-

cated 1710 on day 5). The blood glucose testing plan helps the patient to have a more comprehensive picture of their daily blood glucose by changing the times that the blood glucose tests are requested. According to some embodiments, the device 1600 is a blood glucose monitor. The device 1600 prompts the user to initiate a blood glucose test, such as via the display 1630 for example.

[0109] FIG. 18 is a block diagram of portions of another embodiment of a device 1800 to automatically determine blood glucose testing times for an insulin pump user. The device 1800 includes a controller 1805, a user interface 1815, and an input 1820. The device 1800 also includes a pump 1810 to deliver insulin communicatively coupled to the controller 1805. The input 1820 receives blood glucose data of the insulin pump user into the device 1800. The controller 1805 includes a blood glucose data module 1825 to calculate a measure of the user's blood glucose variability from the blood glucose data.

[0110] In some embodiments, the controller 1805 adjusts the blood glucose testing time in response to the measure of blood glucose variability and according to times of insulin delivery. For example, the controller 1805 may schedule a blood glucose testing time to occur a timed duration after the insulin pump user initiates a meal bolus. This may be useful to monitor whether the meal bolus properly controls the user's blood glucose after meal time. In another example, the controller 1805 may schedule a blood glucose testing time to occur a timed duration after a change to a basal insulin rate pattern. This may be useful to monitor the effect of an increase or decrease in basal rate on the user's blood glucose.

[0111] In some embodiments, the user interface 1815 includes a display 1830. To obtain blood glucose data the controller 1805 prompts the insulin pump user, via the display 1830, to test blood glucose using a separate device. The controller 1805 adjusts the blood glucose testing times by prompting the user to initiate a blood glucose measurement at a different time. In some embodiments, the user interface 1815 includes one or more keys or buttons, and the user interface 1815 and the input 1820 are configured to receive the blood glucose data by manual entry of the data by the user.

[0112] In some embodiments, the device 1800 includes a communication port 1835 communicatively coupled to the input 1820 as shown in FIG. 16. The communication port 1835 may be a wireless port (e.g., an IR or RF port) or a wired port (e.g., a serial port). The controller 1805, 1605 receives the blood glucose data via the communication port 1835 from a separate device (e.g., a blood glucose monitor). The controller 1805, 1605 adjusts the blood glucose testing times by communicating a new testing time via the communication to the separate device, or by providing a prompt for the user to initiate a blood glucose test using the separate device.

[0113] In some embodiments, the device 1800 includes a blood glucose monitor 1837 communicatively coupled to the input 1820. The device 1800 receives blood glucose data, via the input 1820, from the blood glucose monitor 1837. In some embodiments, controller 1805 adjusts the blood glucose testing times by generating a prompt to the user to initiate a blood glucose measurement using the blood glucose monitor.

[0114] FIG. 19 is a flow diagram of portions of method 1900 to automatically determine blood glucose testing times for an insulin pump user. At block 1905, blood glucose data of a user of an insulin pump is received into a blood glucose (BG) management device. In some embodiments, the BG management device includes an insulin pump. In some

embodiments, the BG management device includes a blood glucose monitor. The blood glucose data is obtained from the user during a number of specified blood glucose testing times.

[0115] At block 1910, the BG management device calculates a measure of blood glucose level variability from the blood glucose data. Examples of the variability measurement include a standard deviation of the blood glucose data, an average deviation of the blood glucose data, a variance of the blood glucose data, a range of the blood glucose data, or combinations of the variability measurements.

[0116] At block 1915, the BG management device adjusts a blood glucose testing time in response to the measure of blood glucose variability. In some embodiments, the BG management device adjusts a testing time by generating a prompt to initiate testing at an adjusted time. In some embodiments, the BG management device adjusts a testing time by communicating a prompt to initiate a test or measurement to a blood glucose monitor included in the BG management device or included in separate device.

[0117] If the blood glucose testing times determined by the BG management device become statistically significant over time, the BG management device helps a patient obtain a better view of their overall blood glucose control.

[0118] The above detailed description includes references to the accompanying drawings, which form a part of the detailed description. The drawings show, by way of illustration, specific embodiments in which the invention can be practiced. These embodiments are also referred to herein as “examples.” All publications, patents, and patent documents referred to in this document are incorporated by reference herein in their entirety, as though individually incorporated by reference. In the event of inconsistent usages between this document and those documents so incorporated by reference, the usage in the incorporated reference(s) should be considered supplementary to that of this document; for irreconcilable inconsistencies, the usage in this document controls.

[0119] In this document, the terms “a” or “an” are used, as is common in patent documents, to include one or more than one. In this document, the term “or” is used to refer to a nonexclusive or, such that “A or B” includes “A but not B,” “B but not A,” and “A and B,” unless otherwise indicated.

[0120] It is to be understood that the above description is intended to be illustrative, and not restrictive. For example, the above-described embodiments (and/or aspects thereof) may be used in combination with each other. Many other embodiments will be apparent to those of skill in the art upon reviewing the above description. The scope of the invention should, therefore, be determined with reference to the appended claims, along with the full scope of equivalents to which such claims are entitled. In the appended claims, the terms “including” and “in which” are used as the plain-English equivalents of the respective terms “comprising” and “wherein.” Also, in the following claims, the terms “including” and “comprising” are open-ended, that is, a system, device, article, or process that includes elements in addition to those listed after such a term in a claim are still deemed to fall within the scope of that claim. Moreover, in the following claims, the terms “first,” “second,” and “third,” etc. are used merely as labels, and are not intended to impose numerical requirements on their objects.

[0121] The Abstract of the Disclosure is provided to comply with 37 C.F.R. §1.72(b), requiring an abstract that will allow the reader to quickly ascertain the nature of the technical disclosure. It is submitted with the understanding that it

will not be used to interpret or limit the scope or meaning of the claims. In addition, in the foregoing Detailed Description, it can be seen that various features are grouped together in a single embodiment for the purpose of streamlining the disclosure. This method of disclosure is not to be interpreted as reflecting an intention that the claimed embodiments require more features than are expressly recited in each claim. Rather, as the following claims reflect, inventive subject matter lies in less than all features of a single disclosed embodiment. Thus the following claims are hereby incorporated into the Detailed Description, with each claim standing on its own.

What is claimed is:

1. An apparatus comprising:

a pump configured to deliver insulin;

an input configured to receive information related to managing diabetes of a user;

a user interface; and

a controller communicatively coupled to the pump, the input, and the user interface, wherein the controller includes an insulin timing module configured to initiate delivery of insulin in a time relation to when a meal is to be consumed by the user and to adjust delivery of the insulin according to the received information.

2. The apparatus of claim 1,

wherein the user interface includes a display,

wherein the information related to managing diabetes of a user includes a blood glucose level of the user, and

wherein the insulin timing module is configured to:

delay delivery of a meal bolus of insulin when the information indicates that the blood glucose level of the user is lower than a threshold blood glucose level; and

display at least one of a recommendation that the user not eat, or to initiate delivery of a correction bolus of insulin when the information indicates that the blood glucose level of the user is higher than the threshold blood glucose level.

3. The apparatus of claim 1, wherein the information related to managing diabetes of a user includes an indication whether the user has abnormal gastric emptying, and wherein the timing module is configured to delay delivery of a meal bolus of insulin when abnormal gastric emptying is indicated.

4. The apparatus of claim 1,

wherein the insulin timing module is configured to initiate delivery of a combination meal bolus that includes a first portion that is delivered immediately and a second portion that is delivered over an extended period,

wherein the information related to managing diabetes of a user includes an indication whether the user has abnormal gastric emptying, and

wherein the insulin timing module is configured to generate a delay between the first portion and the second portion of the combination meal bolus when abnormal gastric emptying is indicated.

5. The apparatus of claim 1,

wherein the information related to managing diabetes of a user includes an indication whether the user is taking a drug to assist uptake of insulin, and

wherein the insulin timing module is configured to adjust the meal bolus of insulin, when taking the drug is indicated, by at least one of changing an amount of insulin delivered in the meal bolus, providing the meal bolus over an extended period of time, or delivering the meal bolus as a combination bolus including a first portion

- that is delivered immediately and a second portion that is delivered over an extended period.
- 6.** The apparatus of claim 1, wherein the information related to managing diabetes of a user includes an indication of a drug a user is taking, and wherein the insulin timing module is configured to, in response to the indication, recommend at least one of a change in an amount of insulin delivered in a bolus, a change to a user's total daily dose of insulin, or a change in a frequency of blood glucose checks of the user.
- 7.** The apparatus of claim 1, wherein the information related to managing diabetes of a user includes a nutrient content of the meal, and wherein the controller includes an insulin calculation module configured to:
- calculate an amount of insulin to deliver in a meal bolus of insulin to cover an amount of carbohydrates in the meal using a carbohydrate ratio; and
 - calculate an additional amount of insulin to deliver in the meal bolus using at least one of a fat ratio and an amount of fat indicated in the nutrient content, a protein ratio and an amount of protein indicated in the nutrient content, or an amount of fiber indicated in the nutrient content.
- 8.** The apparatus of claim 1, wherein the insulin timing module is configured to deliver a first portion of a meal bolus of insulin near the beginning of a meal time period, wherein the information related to managing diabetes of a user includes a nutrient content of the meal consumed, and wherein the controller includes an insulin calculation module configured to calculate at least one of a second portion of the meal bolus based on the nutrient content of the meal, or an amount of additional carbohydrates to be consumed.
- 9.** The apparatus of claim 1, wherein the information related to managing diabetes of a user includes a nutrient content of the meal, and wherein the controller includes an insulin calculation module configured to:
- calculate an amount of insulin to deliver immediately using an amount of fast absorbing carbohydrates in the meal; and
 - calculate an amount of insulin to deliver over an extended time period using at least one of an amount of slow absorbing carbohydrates in the meal, an amount of fat in the meal, or an amount of protein in the meal.
- 10.** The apparatus of claim 1, wherein the controller includes a timer, and the controller is configured to generate, after a timed duration after delivery of the insulin, a reminder to the user to eat.
- 11.** A method comprising:
- receiving information into a device having an insulin pump, wherein the information relates to managing diabetes of a user of the insulin pump device; and
 - adjusting a delivery of insulin according to the received information, wherein the insulin is to be delivered by the device in relation to a time period when a meal is to be consumed by the user.
- 12.** The method of claim 11, wherein the receiving information into the insulin pump device includes receiving information related to a blood glucose level of the user, and wherein the adjusting a delivery of insulin includes delaying delivery of a meal bolus of insulin when the information indicates that the blood glucose level of the user is lower than a threshold blood glucose level.
- 13.** The method of claim 11, wherein the receiving information into the insulin pump device includes receiving an indication whether the user has abnormal gastric emptying, and wherein the adjusting a delivery of insulin includes delaying delivery of a meal bolus of insulin when abnormal gastric emptying is indicated.
- 14.** The method of claim 11, wherein the receiving information into the insulin pump device includes receiving an indication whether the user has abnormal gastric emptying, and wherein the adjusting a delivery of insulin includes generating a delay between a portion of a combination meal bolus of insulin that is delivered immediately and a portion of the combination meal bolus that is delivered over an extended period.
- 15.** The method of claim 11, wherein the receiving information into the insulin pump device includes receiving an indication whether the user is taking a drug to assist uptake of insulin, and wherein the adjusting a delivery of insulin includes at least one of changing an amount of insulin delivered in a meal bolus of insulin, providing the meal bolus over an extended period of time, or providing the meal bolus as a combination bolus including a portion that is delivered immediately and a portion that is delivered over an extended period when taking the drug is indicated.
- 16.** The method of claim 11, wherein the receiving information into the insulin pump device includes receiving an indication of a drug a user is taking, and wherein adjusting a delivery of insulin includes recommending, in response to the indication, at least one of a change in an amount of insulin delivered in a bolus, a change to a user's total daily dose of insulin, or a change in a frequency of blood glucose checks of the user.
- 17.** The method of claim 11, wherein the receiving information into the insulin pump device includes receiving information including a nutrient content of the meal, and wherein the adjusting a delivery of insulin includes:
- calculating an amount of insulin to deliver in a meal bolus of insulin to cover an amount of carbohydrates in the meal using a carbohydrate ratio; and
 - calculating an additional amount of insulin to deliver in the meal bolus using at least one of a fat ratio and an amount of fat indicated in the nutrient content, a protein ratio and an amount of protein indicated in the nutrient content, or an amount of fiber indicated in the nutrient content.
- 18.** The method of claim 11, including:
- delivering a first portion of a meal bolus of insulin near the beginning of a meal time period,
 - wherein the receiving information includes receiving information into the insulin pump device related to nutrient content of the meal consumed; and

- calculating at least one of a second portion of the meal bolus based on the received information related to nutrient content, or an amount of additional carbohydrates to be consumed.
- 19.** The method of claim **11**, wherein the receiving information into the insulin pump device includes receiving information including a nutrient content of the meal, and wherein the adjusting a delivery of insulin includes:
- calculating an amount of insulin to deliver immediately using an amount of fast absorbing carbohydrates in the meal; and
 - calculating an amount of insulin to deliver over an extended time period using at least one of an amount of slow absorbing carbohydrates in the meal, an amount of fat in the meal, or an amount of protein in the meal.
- 20.** The method of claim **11**, wherein the receiving information into the insulin pump device includes receiving information related to a blood glucose level of the user, and wherein the adjusting a delivery of insulin includes displaying at least one of a recommendation that the user not eat, or that delivery of a correction bolus be initiated when the information indicates that the blood glucose level of the user is higher than a threshold blood glucose level.
- 21.** The method of claim **11**, including generating, after a timed duration after delivery of the insulin, a reminder to the user to eat.
- 22.** An apparatus comprising
- an input configured to receive blood glucose information, wherein the information includes a blood glucose level of a user;
 - a user interface; and
 - a controller communicatively coupled to the input and the user interface, wherein the controller includes:
 - an alert module configured to provide an alert to the user, via the user interface, to check blood glucose level;
 - a blood glucose stability module configured to calculate a measure of a past stability of the blood glucose level of the user; and
 - a randomization module configured to randomize, according to the measure of the past stability, at least one of whether to provide the alert to the user, a type of alert to provide, and a user input to the user interface to reset a provided alert.
- 23.** The apparatus of claim **22**, wherein the blood glucose stability module is configured to calculate, from at least a portion of past blood glucose levels of the user, at least one of a central tendency of the blood glucose level of the user, a maximum blood glucose level of the user, a minimum blood glucose level of the user, and a standard deviation of the blood glucose level of the user.
- 24.** The apparatus of claim **22**, including a pump communicatively coupled to the controller and configured to deliver insulin, wherein the alert module includes a timer, and wherein the alert module is configured to provide the alert a timed duration after delivery of a bolus of insulin.
- 25.** The apparatus of claim **22**, wherein the alert module includes a timer, and wherein the alert module is configured to provide the alert a timed duration after the blood glucose information indicates that the blood glucose level of the user differs from a target blood glucose level by a threshold value.
- 26.** The apparatus of claim **22**, wherein the user interface includes a plurality of keys configured to be pressed by a user, and wherein the randomization module is configured to randomize a sequence of key presses to reset a generated alert.
- 27.** The apparatus of claim **22**, wherein the user interface includes a speaker, and wherein the randomization module is configured to randomize an audible indication of an alert via the user interface.
- 28.** The apparatus of claim **22**, including a blood glucose monitor communicatively coupled to the input.
- 29.** The apparatus of claim **22**, including a communication port coupled to the input and configured to receive blood glucose information from a second separate device.
- 30.** The apparatus of claim **22**, wherein the user interface includes a display, and wherein the controller is configured to prompt the user, via the display, to begin a blood glucose measurement using a separate device.
- 31.** The apparatus of claim **22**, wherein the user interface is configured to receive manual entry of the blood glucose information from the user.
- 32.** A method comprising:
- determining that an alert to check blood glucose level is to be provided to a user of a blood glucose (BG) management device;
 - calculating a measure of a past stability of the blood glucose level of the user; and
 - randomly determining, according to the measure of the past stability, at least one of whether to provide the alert to the user, a type of the alert to provide, or a method of receiving an alert reset into the BG management device.
- 33.** The method of claim **32**, wherein calculating the measure of the past stability includes calculating, from at least a portion of past blood glucose levels of the user, at least one of a central tendency of the blood glucose level of the user, a maximum blood glucose level of the user, a minimum blood glucose level of the user, and a standard deviation of the blood glucose level of the user.
- 34.** The method of claim **32**, wherein determining that an alert is to be provided includes determining the alert is to be provided by timing an interval after delivery of a bolus of insulin.
- 35.** The method of claim **32**, wherein determining that an alert is to be provided includes determining the alert is to be provided by timing an interval after a blood glucose measurement indicates that the blood glucose level of the user differs from a target blood glucose level by a threshold value.
- 36.** The method of claim **32**, wherein randomly determining a type of an alert includes randomly determining an audible aspect of the alert.
- 37.** The method of claim **32**, wherein randomly determining a method of receiving an alert reset into the device includes randomly determining a key press sequence to reset the alert.
- 38.** An apparatus comprising:
- a pump configured to deliver insulin from an insulin cartridge;
 - a user interface;
 - a memory to store guideline parameters related to use of the apparatus; and
 - a controller communicatively coupled to the pump, the memory, and the user interface, wherein the controller includes:
 - a comparison module configured to compare patient use parameters to the stored guideline parameters; and

- a scoring module configured to calculate a score indicative of efficacy of patient pump use based on a comparison by the comparison module, and wherein the controller is configured to communicate advice to the user on how to increase the efficacy of patient pump use.
- 39.** The apparatus of claim **38**, including: an input communicatively coupled to the controller and configured to receive blood glucose information, including a blood glucose level of a user, and wherein the comparison module is configured to monitor the blood glucose level of the patient using the information.
- 40.** The apparatus of claim **39**, wherein the comparison module is configured to determine and monitor at least one of: a measure of central tendency of the blood glucose level, a standard deviation of the blood glucose level, or an amount of insulin delivered in any correction boluses as a percentage of total daily dose of insulin.
- 41.** The apparatus of claim **39**, wherein the comparison module is configured to compare at least one of: a number of times that blood glucose is not rechecked to a stored guideline number after receiving a correction bolus, a number of times that blood glucose is not rechecked after treating a low blood glucose level, or a number of times that blood glucose is not rechecked after a bolus of insulin is delivered by the insulin pump device.
- 42.** The apparatus of claim **39**, including a blood glucose monitor communicatively coupled to the input.
- 43.** The apparatus of claim **39**, including a communication port communicatively coupled to the input and configured to receive blood glucose information from a second separate device.
- 44.** The apparatus of claim **39**, wherein the user interface includes a display, and wherein the controller is configured to prompt the user, via the display, to begin a blood glucose measurement using a separate device.
- 45.** The apparatus of claim **39**, wherein the user interface is configured to receive manual entry of the blood glucose information from the user.
- 46.** The apparatus of claim **38**, wherein the comparison module is configured to compare at least one of: a frequency of entering blood glucose readings into the device to a stored frequency, a frequency of missed meal boluses to a stored missed meal bolus frequency value, timing of blood glucose readings to a stored timing guideline, an amount of carbohydrates, eaten by the patient, entered into the device to a stored guideline amount, a number of between meal snacks entered into the device to a stored number, or a difference in timing of patient meal times entered into the device to a stored threshold meal time difference value.
- 47.** The apparatus of claim **38**, wherein the comparison module is configured to compare at least one of: a frequency of insulin cartridge changes to a stored insulin cartridge change frequency value, a frequency of infusion set changes to a stored infusion set change frequency value, a difference in timing of insulin cartridge changes to a stored threshold change time difference value, or a frequency that insulin cartridges are allowed to empty to a stored empty cartridge frequency value.
- 48.** The apparatus of claim **38**, wherein the comparison module is configured to compare at least one of: a frequency of using test features of the insulin pump device to a stored test frequency value, a total time that the insulin pump device is inoperative to a stored total time value, a frequency that a pump generated report is viewed to a stored report-view frequency value, or a time from when an alert is generated by the device to a time when a user responds to the alert to a stored response time value.
- 49.** The apparatus of claim **38**, wherein the user interface includes a display, wherein the scoring module is configured to trend the score, and wherein the controller is configured to display the score and score trend on the device.
- 50.** The apparatus of claim **38**, wherein calculating a score based on the monitored patient use includes assigning different weights to outcomes of comparisons of use parameters to guideline parameters when calculating the score.
- 51.** The apparatus of claim **38**, including a communication port communicatively coupled to the controller, and wherein the controller is configured to communicate the advice on how to increase pump efficacy to a second separate device.
- 52.** A method comprising: monitoring patient use of a device that includes a pump configured to deliver insulin, wherein the monitoring includes comparing patient use parameters to stored guideline parameters; calculating a score indicative of efficacy of patient pump use based on the monitoring; and communicating advice to the user on how to increase pump efficacy.
- 53.** The method of claim **52**, including receiving blood glucose information into the device, and wherein monitoring patient use includes monitoring the blood glucose level of the patient using the information.
- 54.** The method of claim **53**, wherein monitoring blood glucose level of the patient includes determining at least one of: a central tendency of the blood glucose level, a standard deviation of the blood glucose level, or an amount of insulin delivered in any correction boluses as a percentage of total daily dose of insulin.
- 55.** The method of claim **53**, wherein comparing patient use parameters to stored guideline parameters includes at least one of: comparing a number of times that blood glucose is not rechecked to a stored guideline number after receiving a correction bolus, comparing a number of times that blood glucose is not rechecked after treating a low blood glucose level, or comparing a number of times that blood glucose is not rechecked after a bolus of insulin is delivered by the insulin pump device.
- 56.** The method of claim **52**, wherein comparing patient use parameters to stored guideline parameters includes comparing at least one of: a frequency of entering blood glucose readings into the device to a stored frequency, timing of blood glucose readings to a stored timing guideline,

a frequency of missed meal boluses to a stored missed meal bolus frequency value,
 an amount of carbohydrates, eaten by the patient, entered into the device to a stored guideline amount,
 a number of between meal snacks entered into the device to a stored number, or
 a difference in timing of patient meal times entered into the device to a stored threshold meal time difference value.

57. The method of claim **52**, wherein comparing patient use parameters to stored guideline parameters includes comparing at least one of:

- a frequency of insulin cartridge changes to a stored change frequency value,
- a difference in timing of insulin cartridge changes to a stored threshold insulin cartridge change time difference value,
- a difference in timing of infusion set changes to a stored threshold infusion set change time difference value, or
- a frequency that insulin cartridges are allowed to empty to a stored empty cartridge frequency value.

58. The method of claim **52**, wherein comparing patient use parameters to stored guideline parameters includes comparing at least one of:

- a frequency of using test features of the insulin pump device to a stored test frequency value,
- a total time that the insulin pump device is inoperative to a stored total time value,
- a frequency that a pump generated report is viewed to a stored report-view frequency value, or
- a time from when an alert is generated by the device to a time when a user responds to the alert to a stored response time value.

59. The method of claim **52**, wherein calculating a score based on the monitored patient use includes assigning different weights to outcomes of the comparing when calculating the score.

60. The method of claim **52**, including:
 trending the score; and
 displaying the score and a score trend on the device.

61. The method of claim **52**, wherein communicating advice includes communicating advice on how to increase pump efficacy to a second separate device.

62. An apparatus comprising:
 a pump configured to deliver insulin;
 a memory configured to store a delivery pattern of basal insulin;
 a user interface configured to receive time change information; and
 a controller communicatively coupled to the pump, the memory, and the user interface, wherein the controller includes a timing module configured to shift the delivery pattern of basal insulin in time according to the received time change information.

63. The apparatus of claim **62**, wherein the time change information includes travel information of the user, and wherein the timing module is configured to:

- shift the delivery pattern according to a destination time zone indicated in the travel information; and
- to restore the time of the delivery pattern of basal insulin according to a return time indicated in the travel information.

64. The apparatus of claim **63**, wherein the timing module is configured to shift the delivery pattern by a specified amount of time per specified time period until the delivery

pattern of basal insulin matches the destination time zone, and to shift the delivery pattern of basal insulin back by the same or a different amount of time until the delivery pattern of basal insulin matches the return time zone according to the return time.

65. The apparatus of claim **62**, wherein the memory includes an indication of a portion of a twenty-four hour period designated as a sleep segment, and wherein the timing module is configured to shift the sleep segment portion of the basal insulin delivery pattern.

66. The apparatus of claim **62**, wherein the time change information includes an indication of a local time change, and wherein the timing module is configured to shift the delivery pattern by a fraction of an hour until the delivery pattern of basal insulin matches the local time.

67. The apparatus of claim **62**, wherein the timing module is configured to shift, according to the information received into the device, at least one of a correction factor, or a time of day schedule for a carbohydrate ratio.

68. A method comprising:
 receiving time change information into a device having an insulin pump; and
 shifting a delivery pattern of basal insulin in time according to the information received into the device.

69. The method of claim **68**, wherein the received time change information includes travel information of the user, wherein shifting the delivery pattern of basal insulin includes shifting the delivery pattern according to a time zone of a destination of the user, and wherein the method includes restoring the time of the delivery pattern of basal insulin according to a return time indicated in the travel information.

70. The method of claim **69**, wherein shifting the delivery pattern of basal insulin includes shifting the delivery pattern by a specified amount of time per time period until the delivery pattern of basal insulin matches the destination time zone, and wherein restoring the time of the delivery pattern includes shifting the delivery pattern of basal insulin back by the same or a different amount of time until the delivery pattern of basal insulin matches the return time zone.

71. The method of claim **68**, including receiving an indication of a portion of a twenty-four hour period to designate a sleep segment, and wherein shifting a delivery pattern of basal insulin includes shifting the sleep segment portion of the basal insulin delivery pattern.

72. The method of claim **68**, wherein receiving time change information includes receiving an indication of a local time change related to daylight savings time, and wherein shifting a delivery pattern of basal insulin includes shifting the delivery pattern by a fraction of an hour until the delivery pattern of basal insulin matches the local time.

73. The method of claim **68**, including shifting, according to the information received into the device, at least one of a correction factor, or a time of day schedule for a carbohydrate ratio.

74. An apparatus comprising:
 an input configured to receive blood glucose data, wherein the blood glucose data is obtained during a number of specified blood glucose testing times;
 a user interface; and
 a controller communicatively coupled to the input, and the user interface, wherein the controller includes:
 a blood glucose data module configured to calculate a measure of blood glucose variability of the user from the blood glucose data, and

wherein the controller is configured to adjust a blood glucose testing time in response to the measure of blood glucose variability.

75. The apparatus of claim 74, wherein the controller includes:

a comparison module configured to compare the measure of blood glucose variability to a threshold blood glucose variability value, and

wherein the controller is configured to increase the number of blood glucose testing times if the measure of blood glucose variability exceeds a blood glucose variability target value by more than a first threshold blood glucose variability value, and decrease the number of blood glucose testing times if the measure of blood glucose variability is less than the blood glucose variability target value by more than a second threshold blood glucose variability value.

76. The apparatus of claim 74, including a memory, communicatively coupled to the controller, to store an indication of a user preference for a blood glucose testing time, and wherein the controller is configured to adjust the blood glucose testing time according to the indication.

77. The apparatus of claim 76, wherein the controller is configured to schedule a plurality of blood glucose testing times according to the indication.

78. The apparatus of claim 74, including a blood glucose monitor communicatively coupled to the input and configured to test blood glucose in response to a prompt received from the controller.

79. The apparatus of claim 74, including a communication port coupled to the input and configured to receive blood glucose data from a device separate from the blood glucose management device, and wherein the controller is configured to communicate an adjusted blood glucose testing time to the separate device.

80. The apparatus of claim 74, wherein the user interface includes a display, wherein the controller is configured to prompt a user, via the display, to test blood glucose at an adjusted time using a separate device.

81. The apparatus of claim 80, wherein the user interface is configured to receive manual entry of the blood glucose data from the user.

82. The apparatus of claim 74, including:

a pump communicatively coupled to the controller and configured to deliver insulin, and wherein the controller is configured to adjust the blood glucose testing time in response to the measure of blood glucose variability and according to times of insulin delivery.

83. A method comprising:

receiving blood glucose data of a user into a blood glucose (BG) management device, wherein the blood glucose data is obtained from the user during a number of specified blood glucose testing times;

calculating a measure of blood glucose level variability from the blood glucose data; and
adjusting a blood glucose testing time in response to the measure of blood glucose variability.

84. The method of claim 83, wherein adjusting the blood glucose testing time includes:

increasing the number of blood glucose testing times if the measure of blood glucose variability exceeds a blood glucose variability target value by more than a first threshold blood glucose variability value; and

decreasing the number of blood glucose testing times if the measure of blood glucose variability is less than the blood glucose variability target value by more than a second threshold blood glucose variability value.

85. The method of claim 83, wherein adjusting the blood glucose testing time includes adjusting the blood glucose testing time according to a preference indicated by the user.

86. The method of claim 85, wherein adjusting the blood glucose testing time includes scheduling a plurality of blood glucose testing times according to the preference indicated by the user.

87. The method of claim 83, wherein receiving blood glucose data includes automatically receiving the blood glucose data from a blood glucose monitor included in the BG management device.

88. The method of claim 83, wherein receiving BG data includes:

obtaining sampled blood glucose data using a device separate from the BG management device; and

receiving the sampled blood glucose data into the BG management device from the separate device through a communication port, and

wherein adjusting the blood glucose testing time includes communicating an adjusted blood glucose testing time to the second device.

89. The method of claim 83, wherein receiving sampled blood glucose data includes periodically prompting a user through a user interface of the BG management device to test blood glucose using a separate device, and wherein adjusting the blood glucose testing time includes communicating an adjusted blood glucose testing time to the user.

90. The method of claim 89, wherein receiving blood glucose data includes receiving the blood glucose data through a user interface of the BG management device configured for manual entry of blood glucose data.

91. The method of claim 83, including delivering insulin therapy using the BG management device, and wherein adjusting the blood glucose testing time includes adjusting the blood glucose testing time in response to the measure of blood glucose variability and according to insulin delivery times.

* * * * *