



US00D481718S

(12) **United States Design Patent**
Chiang et al.

(10) **Patent No.:** **US D481,718 S**

(45) **Date of Patent:** **** Nov. 4, 2003**

(54) **TABLET PERSONAL COMPUTER**

D451,505 S * 12/2001 Iseki et al. D14/341
D456,399 S * 4/2002 Yamamoto et al. D14/337

(75) Inventors: **Cheng-Hung Chiang**, Keelung (TW);
Kuang-Cheng Tai, Hsinchu Hsien (TW);
Falcon Yeh, Taipei Hsien (TW);
Po-Hsuan Peng, Miao-Li (TW)

* cited by examiner

Primary Examiner—Freda Nunn
(74) *Attorney, Agent, or Firm*—Birch, Stewart, Kolasch & Birch, LLP

(73) Assignee: **Mitac Technology Corp.** (TW)

(**) Term: **14 Years**

(57) **CLAIM**

(21) Appl. No.: **29/166,354**

The ornamental design for a tablet personal computer, as shown and described.

(22) Filed: **Aug. 27, 2002**

DESCRIPTION

(51) **LOC (7) Cl.** **14-02**

(52) **U.S. Cl.** **D14/341**

(58) **Field of Search** D14/341-345,
D14/336, 337; D18/1, 2, 7; 235/145 A,
145 R; 341/22, 23; 345/156, 168, 169,
172, 173; 349/12

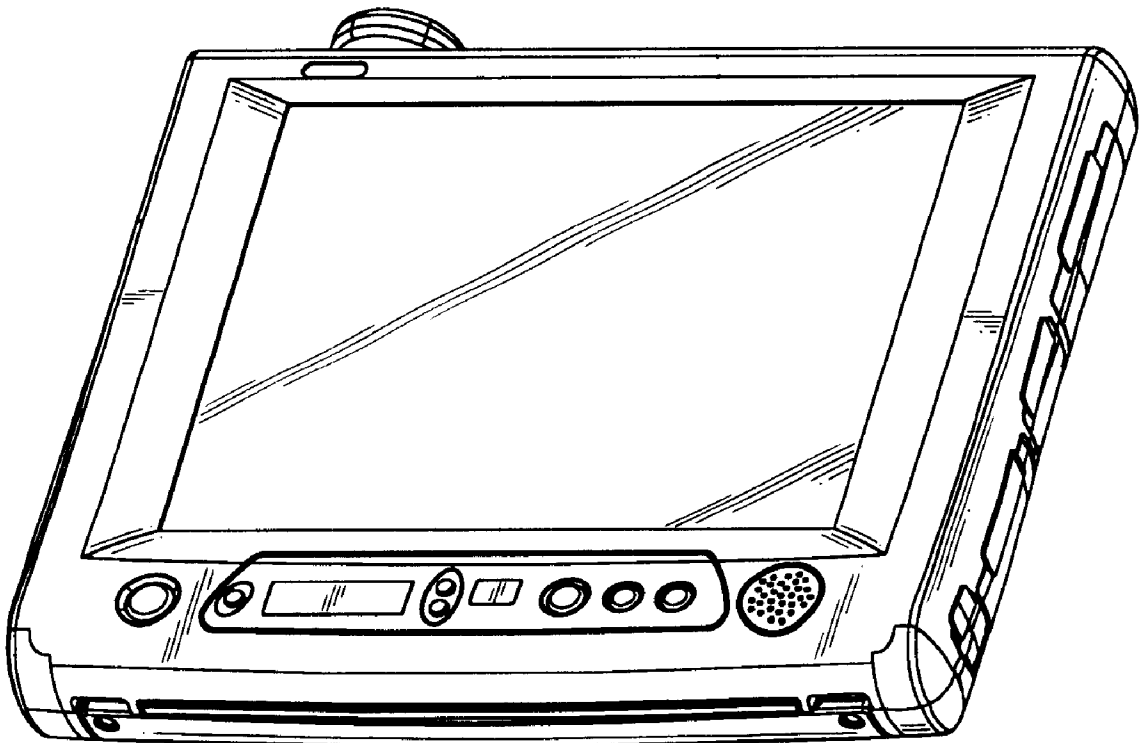
FIG. 1 is a front view of tablet personal computer showing our new design;
FIG. 2 is a rear view thereof;
FIG. 3 is a left side elevational view thereof;
FIG. 4 is a right side elevational view thereof;
FIG. 5 is a top view thereof;
FIG. 6 is a bottom view thereof; and,
FIG. 7 is a perspective view thereof.

(56) **References Cited**

U.S. PATENT DOCUMENTS

D432,124 S * 10/2000 Pardikes et al. D14/336

1 Claim, 4 Drawing Sheets






FIG. 1




FIG. 2

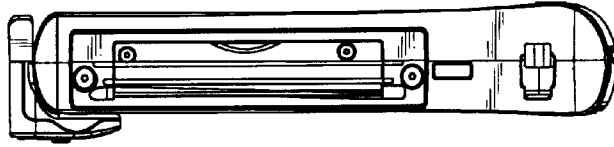


FIG. 3

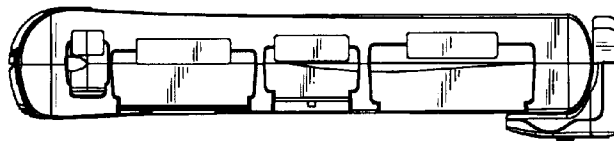


FIG. 4

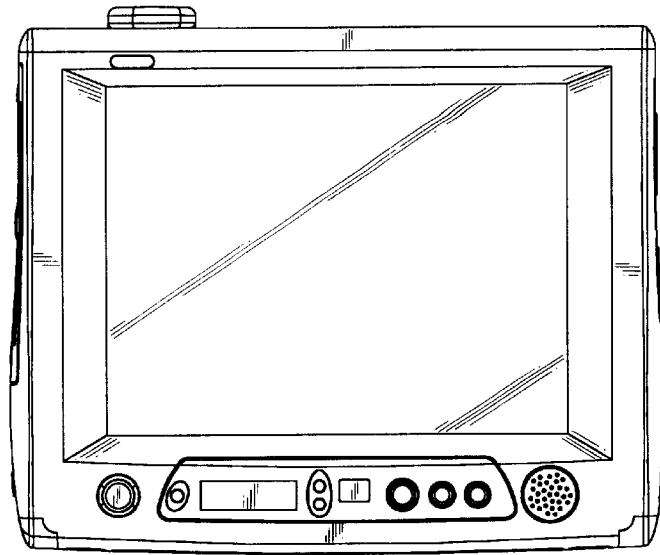


FIG. 5

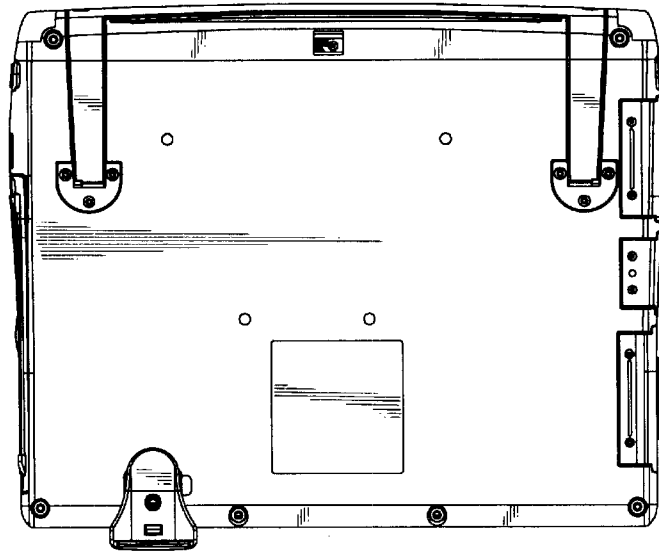


FIG. 6

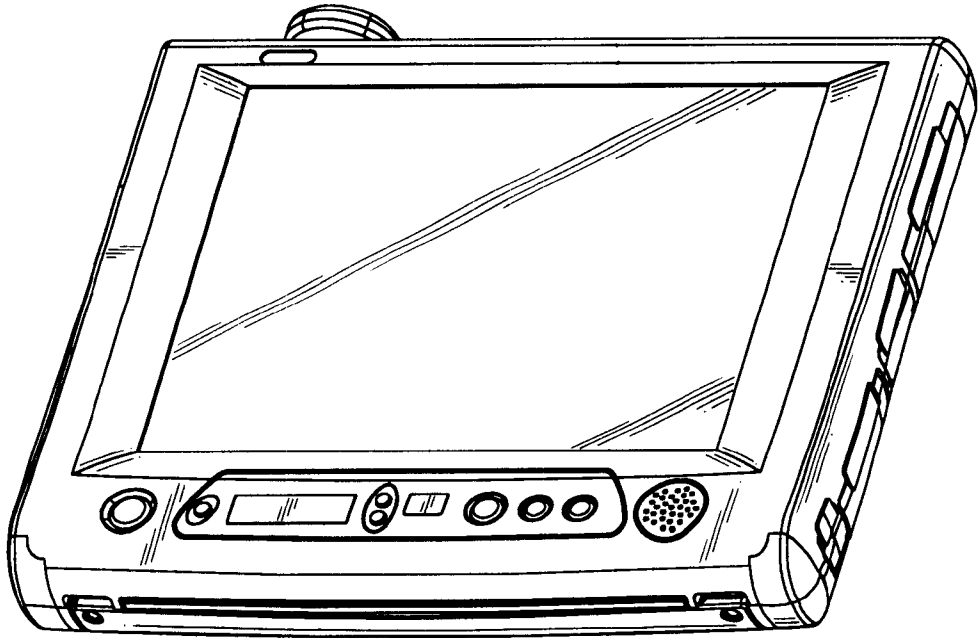


FIG. 7