



US00D371407S

United States Patent [19]

[11] Patent Number: **Des. 371,407**

Ritchie et al.

[45] Date of Patent: ****Jul. 2, 1996**

[54] GOLF CLUB HEAD WITH INDENTATIONS

OTHER PUBLICATIONS

[76] Inventors: **Robert Ritchie**, 885 Rosedale La.;
Douglas Jan, 920 Hillcrest Blvd., both
of Hoffman Estates, Ill. 60195

Golf World; Apr. 21, 1989; p. 7; "Crown Sterling Metal
Wood"; bottom center of page.

[**] Term: **14 Years**

Primary Examiner—Ted Shooman
Assistant Examiner—Mitchell I. Siegel
Attorney, Agent, or Firm—Terry M. Gernstein

[21] Appl. No.: **21,021**

[57] CLAIM

[22] Filed: **Apr. 7, 1994**

The ornamental design for a golf club head with indenta-
tions, as shown and described.

[52] U.S. Cl. **D21/214**

[58] Field of Search D21/214; 273/167-175

DESCRIPTION

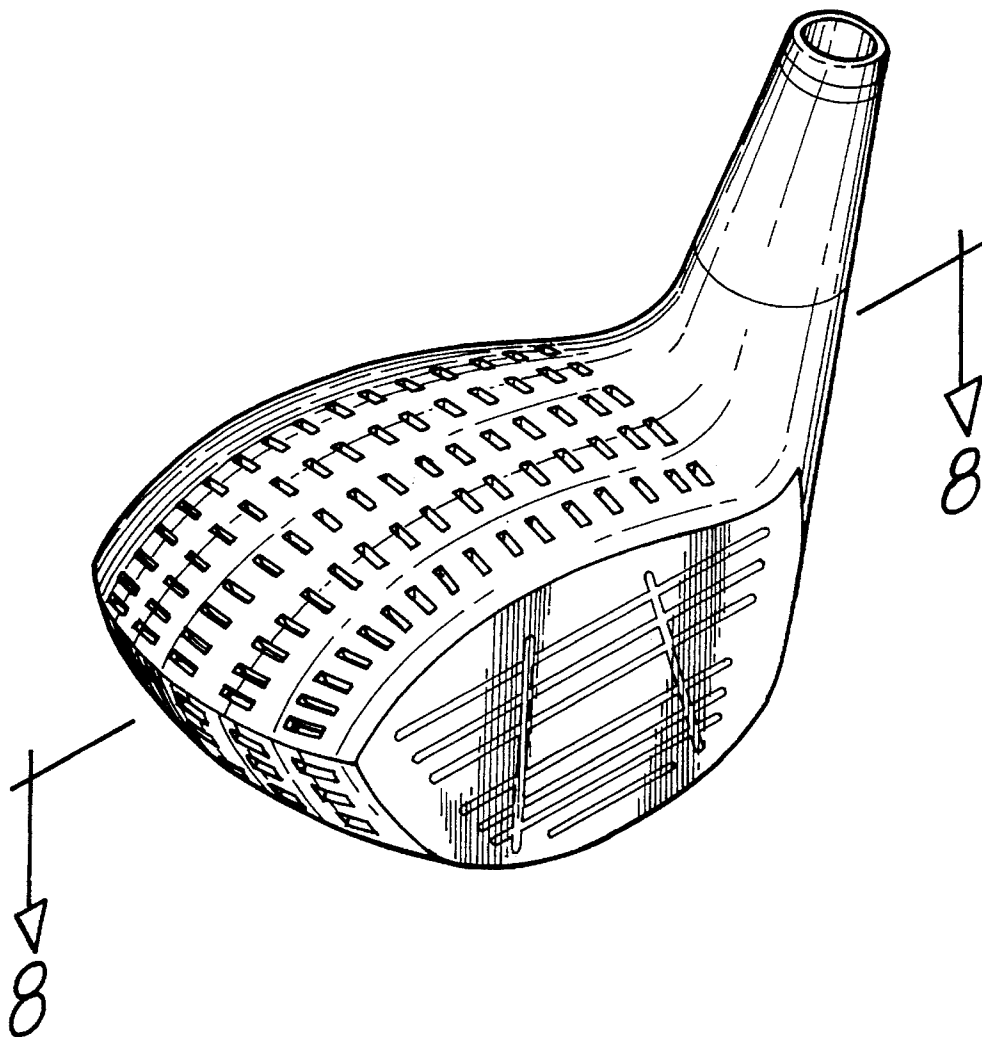
[56] References Cited

U.S. PATENT DOCUMENTS

D. 316,128	4/1991	Kinney, III	D21/214
D. 345,403	3/1994	Sanchez	D21/214
D. 349,934	8/1994	Feche et al.	D21/214
3,424,459	1/1969	Evahcho	.	
3,893,670	7/1975	Franchi	.	
4,506,888	3/1985	Nardozzi	.	
4,934,703	6/1990	Delaney	273/173
5,028,049	7/1991	McLeighon	273/172 X
5,255,913	10/1993	Tsuchida	273/173 X

FIG. 1 is a front, top and side perspective view of the golf club head with indentations showing our new design, the shaft being only partially shown for the sake of convenience; FIG. 2 is a reduced front elevational view thereof; FIG. 3 is a rear elevational view of FIG. 2; FIG. 4 is a side elevational view of FIG. 2; FIG. 5 is a side elevational view of FIG. 2; FIG. 6 is a top plan view of FIG. 2; and, FIG. 7 is a bottom plan view of FIG. 2.

1 Claim, 4 Drawing Sheets



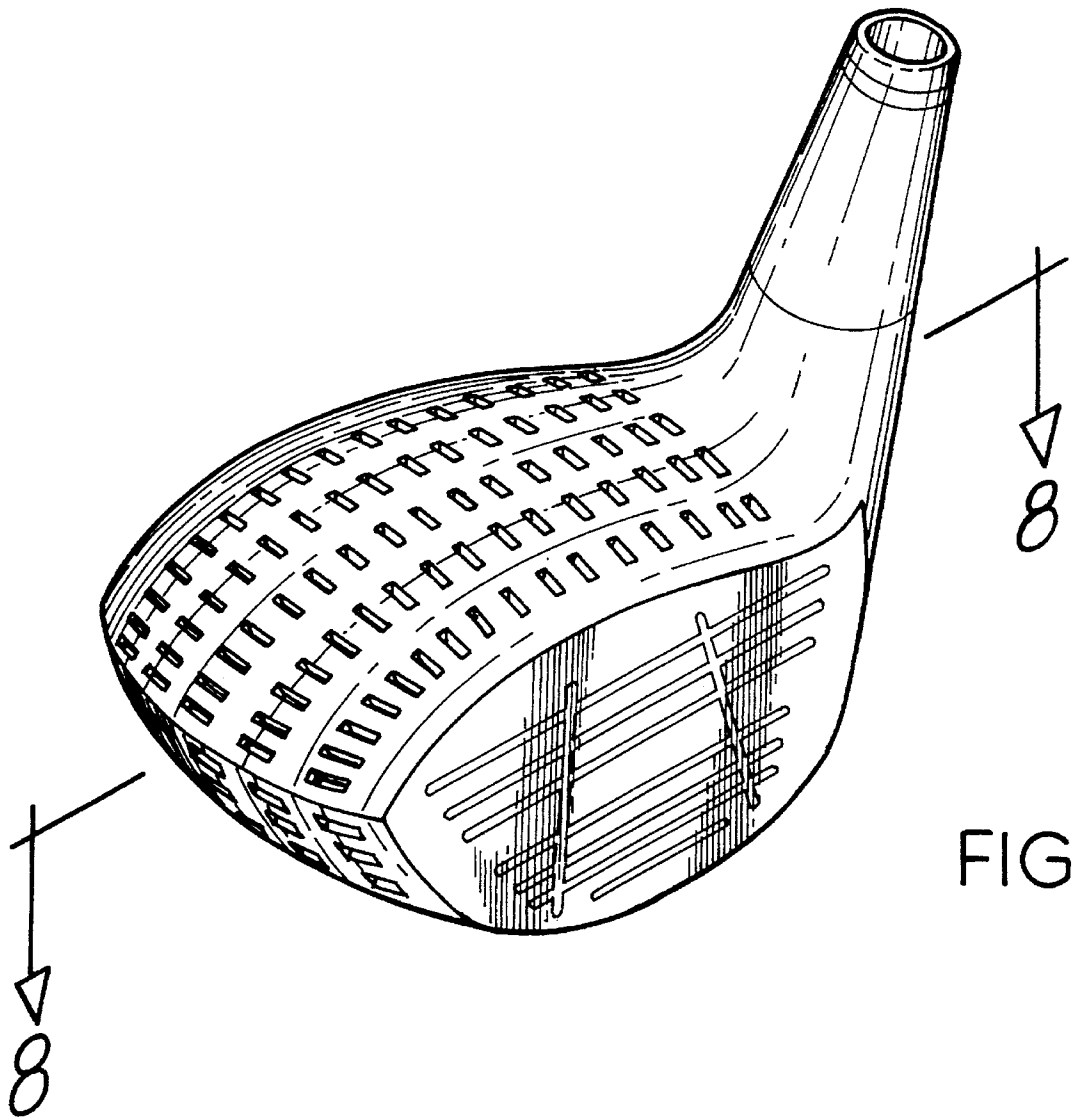


FIG. 1

FIG. 2

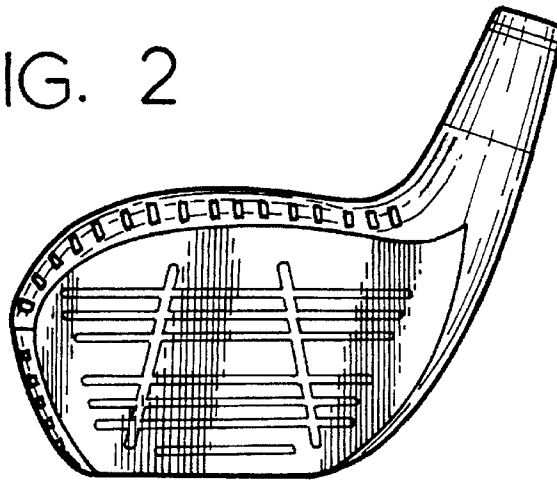


FIG. 4

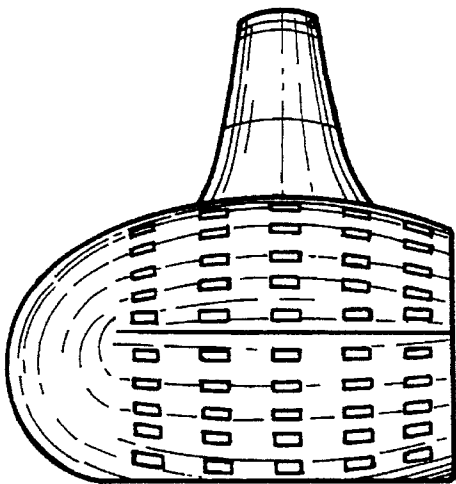
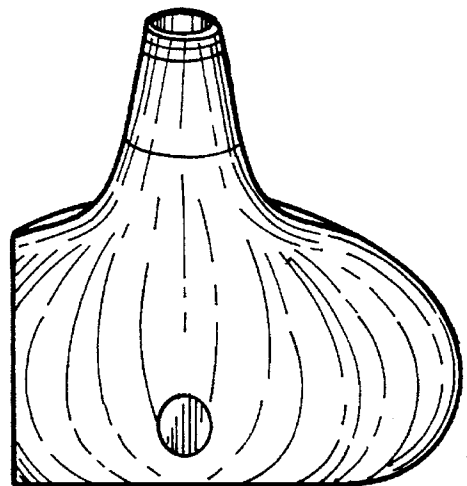


FIG. 5



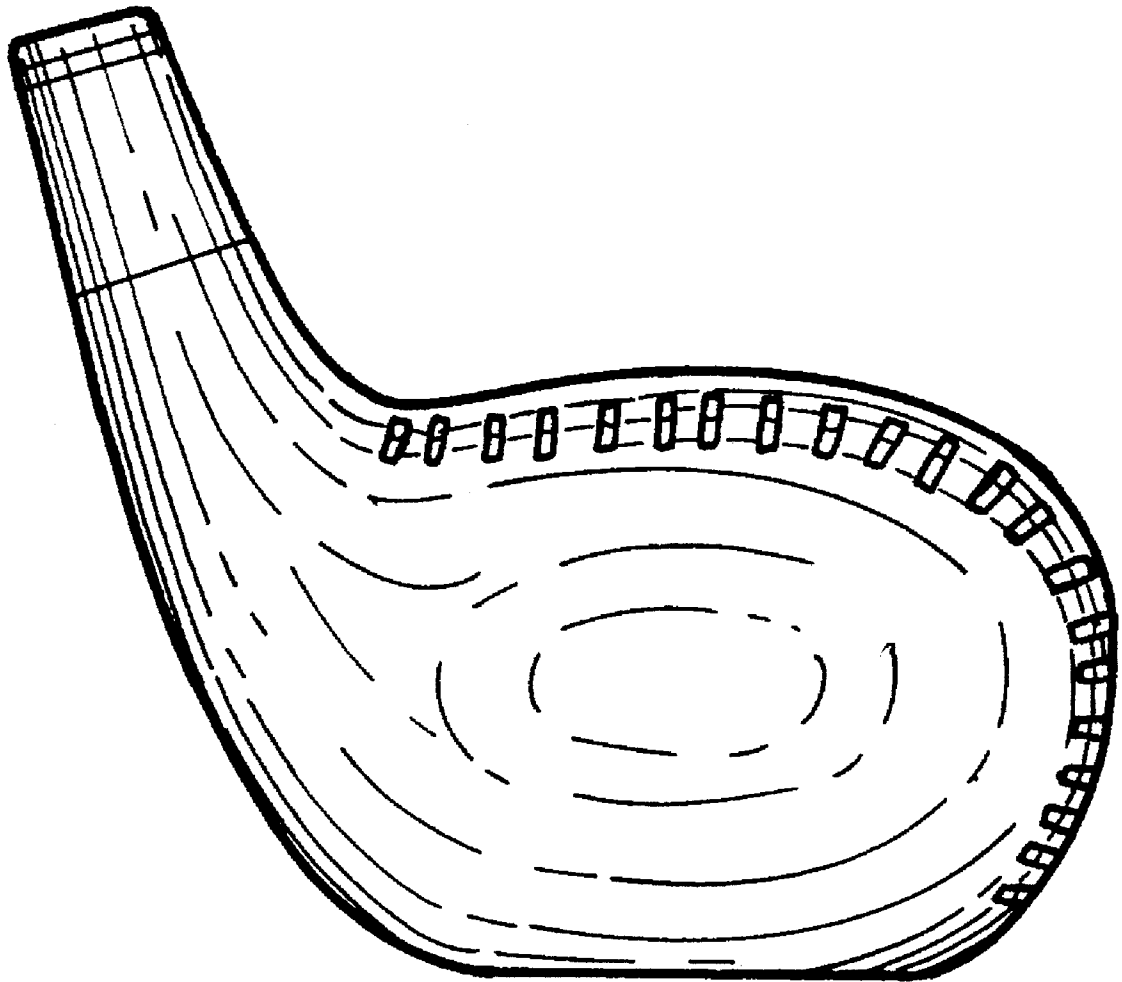


FIG. 3

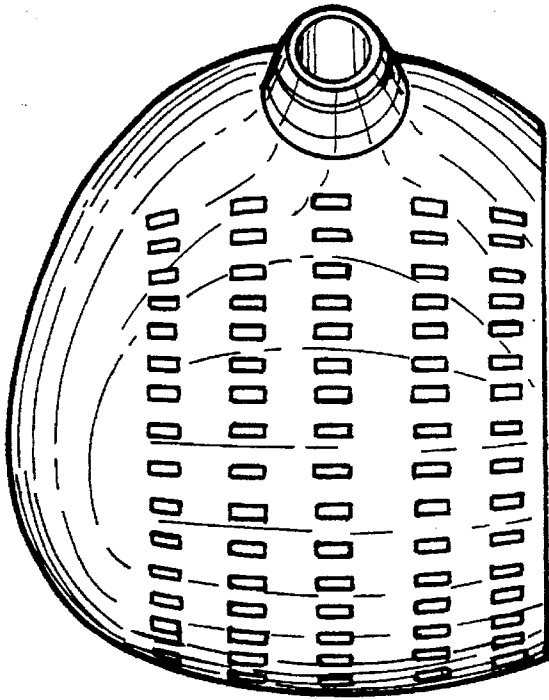


FIG. 6

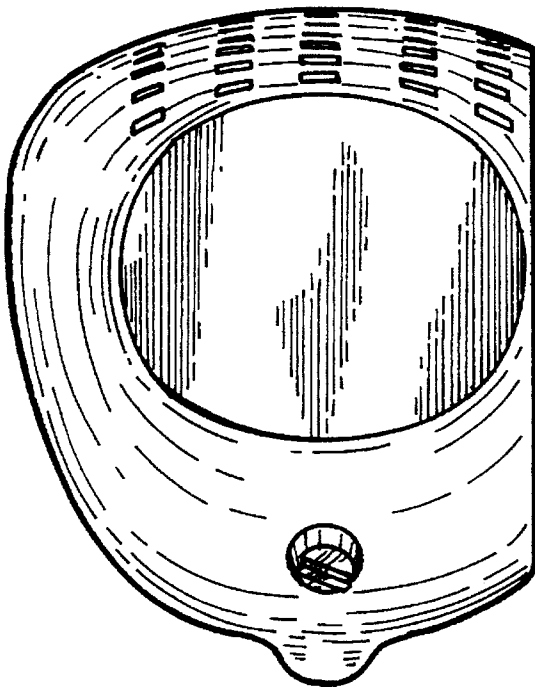


FIG. 7