



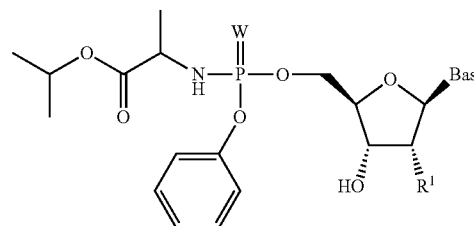
US 20140271547A1

(19) **United States**(12) **Patent Application Publication**  
**DUKHAN et al.**(10) **Pub. No.: US 2014/0271547 A1**(43) **Pub. Date: Sep. 18, 2014**(54) **AMINO ACID PHOSPHORAMIDATE  
PRONUCLEOTIDES OF 2'-CYANO, AZIDO  
AND AMINO NUCLEOSIDES FOR THE  
TREATMENT OF HCV**(52) **U.S. Cl.**  
CPC ..... *A61K 31/7072* (2013.01); *C07H 17/02*  
(2013.01); *A61K 31/7068* (2013.01); *A61K*  
*45/06* (2013.01)  
USPC ..... **424/85.7**; 536/26.8; 514/51; 514/49(71) Applicants: **Idenix Pharmaceuticals, Inc.**,  
Cambridge, MA (US); **Universite  
Montpellier 2 Sciences Et Techniques**,  
Montpellier Cedex 5 (FR); **Centre  
National De La Recherche  
Scientifique**, Paris Cedex 16 (FR)(57) **ABSTRACT**

Provided herein are compounds, compositions and methods for the treatment of Flaviviridae infections, including HCV infections. In certain embodiments, compounds and compositions of nucleoside derivatives are disclosed, which can be administered either alone or in combination with other antiviral agents. In certain embodiments, the compounds are 2'-cyano, azido or amino nucleosides according to Formula 1001 or 2001:

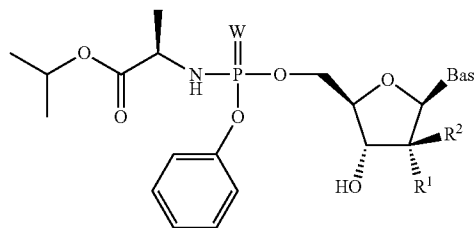
(72) Inventors: **David DUKHAN**, Saint Gely du Fesc  
(FR); **Christophe Claude PARSY**,  
Jacou (FR); **Gilles GOSSELIN**,  
Montpellier (FR); **Jean-Francois  
GRIFFON**, Teyran (FR); **Guillaume  
BRANDT**, Montpellier (FR); **Cyril B.  
DOUSSON**, Canet (FR)

Formula 1001

(21) Appl. No.: **14/210,221**(22) Filed: **Mar. 13, 2014****Related U.S. Application Data**

(60) Provisional application No. 61/780,393, filed on Mar. 13, 2013, provisional application No. 61/790,151, filed on Mar. 15, 2013, provisional application No. 61/889,384, filed on Oct. 10, 2013, provisional application No. 61/895,992, filed on Oct. 25, 2013.

Formula 2001

**Publication Classification**(51) **Int. Cl.**  
*A61K 31/7072* (2006.01)  
*A61K 31/7068* (2006.01)  
*A61K 45/06* (2006.01)  
*C07H 17/02* (2006.01)or a pharmaceutically acceptable salt, solvate, stereoisomeric form, tautomeric form, or polymorphic form thereof, wherein Base, W, R<sup>1</sup> and R<sup>2</sup> are as described herein.

**AMINO ACID PHOSPHoramIDATE  
PRONUCLEOTIDES OF 2'-CYANO, AZIDO  
AND AMINO NUCLEOSIDES FOR THE  
TREATMENT OF HCV**

FIELD

**[0001]** Provided herein are compounds, methods, and pharmaceutical compositions for use in treatment of viral infections, including hepatitis C virus infections in hosts in need thereof. In certain embodiments, 2'-cyano, azido and amino nucleosides are provided which display remarkable efficacy and bioavailability for the treatment of, for example, HCV infection in a human.

BACKGROUND

**[0002]** The hepatitis C virus (HCV) is the leading cause of chronic liver disease worldwide (Boyer, N. et al., *J. Hepatol.* 32:98-112, 2000). HCV causes a slow growing viral infection and is the major cause of cirrhosis and hepatocellular carcinoma (Di Besceglie, A. M. and Bacon, B. R., *Scientific American*, October: 80-85, 1999; Boyer, N. et al., *J. Hepatol.* 32:98-112, 2000). It is estimated there are about 130-170 million people with chronic hepatitis C virus infection, and there are about 350,000 deaths from hepatitis C-related liver diseases each year (Hepatitis C Fact Sheet, *World Health Organization Fact Sheet No. 164*, July 2013). Cirrhosis caused by chronic hepatitis C infection accounts for 8,000-12,000 deaths per year in the United States, and HCV infection is the leading indication for liver transplantation.

**[0003]** HCV infection becomes chronic in about 75% of cases, with many patients initially being asymptomatic. The first symptoms of HCV infection are often those of chronic liver disease. About 20 to 30% of patients with chronic hepatitis due to HCV develop cirrhosis, although this may take decades. Development of cirrhosis due to HCV also increases the risk of hepatocellular cancer (The Merck Manual Online, *Chronic Hepatitis*, available at [www.merckmanuals.com/professional/hepatic\\_and\\_biliary\\_disorders/hepatitis/chronic\\_hepatitis.html](http://www.merckmanuals.com/professional/hepatic_and_biliary_disorders/hepatitis/chronic_hepatitis.html), last revision March 2013).

**[0004]** In light of the fact that HCV infection has reached epidemic levels worldwide, and has tragic effects on the infected patient, there remains a strong need to provide new effective pharmaceutical agents to treat hepatitis C that have low toxicity to the host. Further, given the rising threat of other flaviviridae infections, there remains a strong need to provide new effective pharmaceutical agents that have low toxicity to the host. Therefore, there is a continuing need for effective treatments of flavivirus infections and HCV infections.

SUMMARY

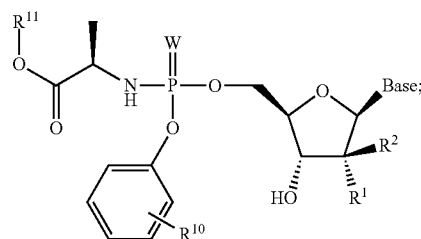
**[0005]** Provided herein are compounds useful, for example, for the treatment of flavivirus infections such as HCV infections. The compounds are 2'-cyano, azido, and amino nucleosides. In certain embodiments, the 2'-cyano, azido, and amino nucleosides display remarkable efficacy or bioavailability, or both, for the treatment of, for example, HCV infection in a human.

**[0006]** In certain embodiments, the compounds provided herein are useful in the prevention and treatment of Flaviviridae infections and other related conditions such as anti-Flaviviridae antibody positive and Flaviviridae-positive conditions, chronic liver inflammation caused by HCV, cirrhosis,

fibrosis, acute hepatitis, fulminant hepatitis, chronic persistent hepatitis, and fatigue. These compounds or formulations can also be used prophylactically to prevent or retard the progression of clinical illness in individuals who are anti-Flaviviridae antibody or Flaviviridae-antigen positive or who have been exposed to a Flaviviridae. In particular embodiments, the Flaviviridae is hepatitis C. In certain embodiments, the compounds are used to treat any virus that replicates through an RNA-dependent RNA polymerase.

**[0007]** A method for the treatment of a Flaviviridae infection in a host, including a human, is also provided. In certain embodiments, the method includes administering an effective amount of a compound provided herein, administered either alone or in combination or alternation with another anti-Flaviviridae agent, optionally in a pharmaceutically acceptable carrier.

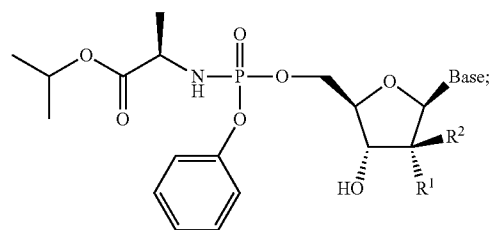
**[0008]** In certain embodiments, provided herein are compounds according to Formula 2001:



Formula 2001

or a pharmaceutically acceptable salt, solvate, stereoisomeric form, tautomeric form, or polymorphic form thereof, wherein: Base is a nucleobase; W is O or S; R<sup>1</sup> is cyano, azido, or amino; R<sup>2</sup> is hydrogen, halogen, C<sub>1</sub>-C<sub>6</sub> alkyl, C<sub>1</sub>-C<sub>6</sub> haloalkyl, C<sub>1</sub>-C<sub>6</sub> hydroxyalkyl, C<sub>2</sub>-C<sub>6</sub> alkenyl, C<sub>2</sub>-C<sub>6</sub> alkynyl, or C<sub>3</sub>-C<sub>7</sub> cycloalkyl; R<sup>10</sup> is hydrogen, halogen, alkyl, cycloalkyl, or aryl; and R<sup>11</sup> is alkyl, cycloalkyl, or aryl.

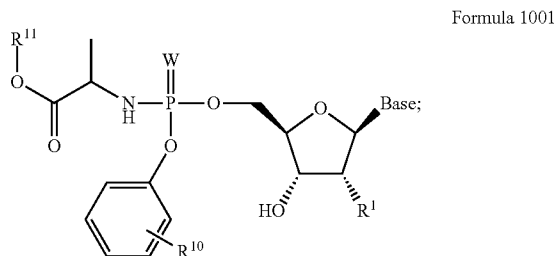
**[0009]** In certain embodiments, provided herein are compounds according to Formula I:



Formula I

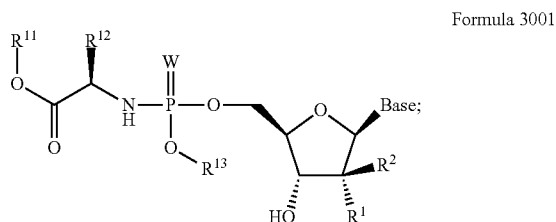
or a pharmaceutically acceptable salt, solvate, stereoisomeric form, tautomeric form, or polymorphic form thereof, wherein: Base is a nucleobase; R<sup>1</sup> is cyano, azido, or amino; and R<sup>2</sup> is hydrogen, halogen, C<sub>1</sub>-C<sub>6</sub> alkyl, C<sub>1</sub>-C<sub>6</sub> haloalkyl, C<sub>1</sub>-C<sub>6</sub> hydroxyalkyl, C<sub>2</sub>-C<sub>6</sub> alkenyl, C<sub>2</sub>-C<sub>6</sub> alkynyl, or C<sub>3</sub>-C<sub>7</sub> cycloalkyl.

**[0010]** In certain embodiments, provided herein are compounds according to Formula 1001:



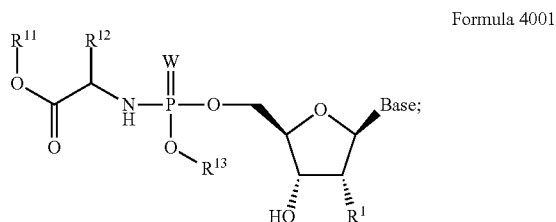
or a pharmaceutically acceptable salt, solvate, stereoisomeric form, tautomeric form, or polymorphic form thereof, wherein: Base is a nucleobase; W is O or S; R<sup>1</sup> is cyano, azido, or amino; R<sup>10</sup> is hydrogen, halogen, alkyl, cycloalkyl, or aryl; and R<sup>11</sup> is alkyl, cycloalkyl, or aryl.

**[0011]** In certain embodiments, provided herein are compounds according to Formula 3001:



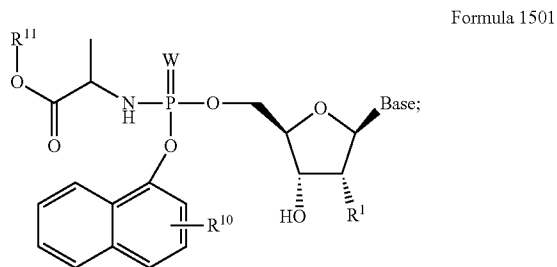
or a pharmaceutically acceptable salt, solvate, stereoisomeric form, tautomeric form, or polymorphic form thereof, wherein: Base is a nucleobase; W is O or S; R<sup>1</sup> is cyano, azido, or amino; R<sup>2</sup> is hydrogen, halogen, C<sub>1</sub>-C<sub>6</sub> alkyl, C<sub>1</sub>-C<sub>6</sub> haloalkyl, C<sub>1</sub>-C<sub>6</sub> hydroxyalkyl, C<sub>2</sub>-C<sub>6</sub> alkenyl, C<sub>2</sub>-C<sub>6</sub> alkynyl, or C<sub>3</sub>-C<sub>7</sub> cycloalkyl; R<sup>11</sup> is hydrogen, alkyl, cycloalkyl, or aryl; R<sup>12</sup> is alkyl; and R<sup>13</sup> is hydrogen, alkyl, alkenyl, alkynyl, heterocycloalkyl, cycloalkyl, aryl, or heteroaryl.

**[0012]** In certain embodiments, provided herein are compounds according to Formula 4001:



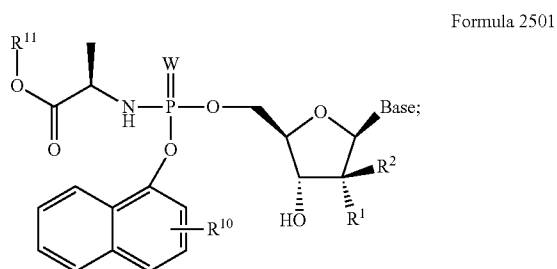
or a pharmaceutically acceptable salt, solvate, stereoisomeric form, tautomeric form, or polymorphic form thereof, wherein: Base is a nucleobase; W is O or S; R<sup>1</sup> is cyano, azido, or amino; R<sup>2</sup> is hydrogen, halogen, C<sub>1</sub>-C<sub>6</sub> alkyl, C<sub>1</sub>-C<sub>6</sub> haloalkyl, C<sub>1</sub>-C<sub>6</sub> hydroxyalkyl, C<sub>2</sub>-C<sub>6</sub> alkenyl, C<sub>2</sub>-C<sub>6</sub> alkynyl, or C<sub>3</sub>-C<sub>7</sub> cycloalkyl; R<sup>11</sup> is hydrogen, alkyl, cycloalkyl, or aryl; R<sup>12</sup> is alkyl; and R<sup>13</sup> is hydrogen, alkyl, alkenyl, alkynyl, heterocycloalkyl, cycloalkyl, aryl, or heteroaryl.

**[0013]** In certain embodiments, provided herein are compounds according to Formula 1501:



or a pharmaceutically acceptable salt, solvate, stereoisomeric form, tautomeric form, or polymorphic form thereof, wherein: Base is a nucleobase; W is O or S; R<sup>1</sup> is cyano, azido, or amino; R<sup>10</sup> is hydrogen, alkyl, or halo; and R<sup>11</sup> is hydrogen, alkyl, cycloalkyl, or aryl.

**[0014]** In certain embodiments, provided herein are compounds according to Formula 2501:



or a pharmaceutically acceptable salt, solvate, stereoisomeric form, tautomeric form, or polymorphic form thereof, wherein: Base is a nucleobase; W is O or S; R<sup>1</sup> is cyano, azido, or amino; R<sup>2</sup> is hydrogen, halogen, C<sub>1</sub>-C<sub>6</sub> alkyl, C<sub>1</sub>-C<sub>6</sub> haloalkyl, C<sub>1</sub>-C<sub>6</sub> hydroxyalkyl, C<sub>2</sub>-C<sub>6</sub> alkenyl, C<sub>2</sub>-C<sub>6</sub> alkynyl, or C<sub>3</sub>-C<sub>7</sub> cycloalkyl; R<sup>10</sup> is hydrogen, alkyl, or halo; and R<sup>11</sup> is hydrogen, alkyl, cycloalkyl, or aryl.

**[0015]** In one aspect, the compounds provided herein are provided or administered in combination with a second therapeutic agent, such as one useful for the treatment or prevention of HCV infections. Exemplary second therapeutic agents are provided in detail elsewhere herein.

**[0016]** In another aspect, provided herein are pharmaceutical compositions, single unit dosage forms, and/or kits suitable for use in treating or preventing disorders such as HCV infections. In certain embodiments, each of the pharmaceutical compositions, single unit dosage forms, and/or kits comprises a therapeutically or prophylactically effective amount of a compound provided herein, e.g., of Formula 1001-1004bii, 1101, 1501-1504bii, 2001-2004b, 2005-2012, 2501-2504b, 3001-3004b, 4001-4004bii, I-XXXb, 1-48b, 101-148, 201-248, 512-545b, or 601-648c and a therapeutically or prophylactically effective amount of a second therapeutic agent such as one useful for the treatment or prevention of HCV infections.

**[0017]** In certain embodiments, a method of treatment of a liver disorder is provided comprising administering to an

individual in need thereof a treatment effective amount of a 2'-cyano, azido, and amino nucleoside compound.

**[0018]** Flaviviridae which can be treated are, e.g., discussed generally in *Fields Virology*, Fifth Ed., Editors: Knipe, D. M., and Howley, P. M., Lippincott Williams & Wilkins Publishers, Philadelphia, Pa., Chapters 33-35, 2006. In a particular embodiment of the invention, the Flaviviridae is HCV. In an alternate embodiment, the Flaviviridae is a flavivirus or pestivirus. In certain embodiments, the Flaviviridae can be from any class of Flaviviridae. In certain embodiments, the Flaviviridae is a mammalian tick-borne virus. In certain embodiments, the Flaviviridae is a seabird tick-borne virus. In certain embodiments, the Flaviviridae is a mosquito-borne virus. In certain embodiments, the Flaviviridae is an Aroa virus. In certain embodiments, the Flaviviridae is a Dengue virus. In certain embodiments, the Flaviviridae is a Japanese encephalitis virus. In certain embodiments, the Flaviviridae is a Kokobera virus. In certain embodiments, the Flaviviridae is a Ntaya virus. In certain embodiments, the Flaviviridae is a Spondweni virus. In certain embodiments, the Flaviviridae is a Yellow fever virus. In certain embodiments, the Flaviviridae is a Entebbe virus. In certain embodiments, the Flaviviridae is a Modoc virus. In certain embodiments, the Flaviviridae is a Rio Bravo virus.

**[0019]** Specific flaviviruses which can be treated include, without limitation: Absettarov, Aedes, Alfuy, Alkhurma, Apoi, Aroa, Bagaza, Banzi, Bukalasa bat, Bouboui, Bussuquara, Cacipacore, Calbertado, Carey Island, Cell fusing agent, Cowbone Ridge, Culex, Dakar bat, Dengue 1, Dengue 2, Dengue 3, Dengue 4, Edge Hill, Entebbe bat, Gadgets Gully, Hanzalova, Hypr, Ilheus, Israel turkey meningoencephalitis, Japanese encephalitis, Jugra, Jutiapa, Kadam, Kamiti River, Karshi, Kedougou, Kokobera, Koutango, Kumlinge, Kunjin, Kyasanur Forest disease, Langat, Louping ill, Meaban, Modoc, Montana myotis leukoencephalitis, Murray valley encephalitis, Nakiwogo, Naranjal, Negishi, Ntaya, Omsk hemorrhagic fever, Phnom-Penh bat, Powassan, Quang Binh, Rio Bravo, Rocio, Royal Farm, Russian spring-summer encephalitis, Saboya, St. Louis encephalitis, Sal Vieja, San Perlita, Saumarez Reef, Sepik, Sokuluk, Spondweni, Stratford, Tembusu, Tick-borne encephalitis, Turkish sheep encephalitis, Tyulenyi, Uganda S, Usutu, Wesselsbron, West Nile, Yaounde, Yellow fever, Yokose, and Zika.

**[0020]** Pestiviruses which can be treated are discussed generally in *Fields Virology*, Fifth Ed., Editors: Knipe, D. M., and Howley, P. M., Lippincott Williams & Wilkins Publishers, Philadelphia, Pa., Chapters 33-35, 2006. Specific pestiviruses which can be treated include, without limitation: bovine viral diarrhea virus ("BVDV"), classical swine fever virus ("CSFV," also called hog cholera virus), and border disease virus ("BDV").

#### DESCRIPTION OF EXEMPLARY EMBODIMENTS

**[0021]** Provided herein are compounds, compositions and methods useful for treating liver disorders such as HCV infection in a subject. Further provided are dosage forms useful for such methods.

#### DEFINITIONS

**[0022]** When referring to the compounds provided herein, the following terms have the following meanings unless indicated otherwise. Unless defined otherwise, all technical and

scientific terms used herein have the same meaning as is commonly understood by one of ordinary skill in the art. In the event that there is a plurality of definitions for a term herein, those in this section prevail unless stated otherwise.

**[0023]** The term "alkyl," as used herein, unless otherwise specified, refers to a saturated straight or branched hydrocarbon. In certain embodiments, the alkyl group is a primary, secondary, or tertiary hydrocarbon. In certain embodiments, the alkyl group includes one to ten carbon atoms, i.e., C<sub>1</sub> to C<sub>10</sub> alkyl. In certain embodiments, the alkyl group is methyl, CF<sub>3</sub>, CCl<sub>3</sub>, CFC<sub>2</sub>, CF<sub>2</sub>Cl, ethyl, CH<sub>2</sub>CF<sub>3</sub>, CF<sub>2</sub>CF<sub>3</sub>, propyl, isopropyl, butyl, isobutyl, secbutyl, t-butyl, pentyl, isopentyl, neopentyl, hexyl, isoheptyl, 3-methylpentyl, 2,2-dimethylbutyl, or 2,3-dimethylbutyl. The term includes both substituted and unsubstituted alkyl groups, including halogenated alkyl groups. In certain embodiments, the alkyl group is a fluorinated alkyl group. Non-limiting examples of moieties with which the alkyl group can be substituted include, but not limited to, halogen (fluoro, chloro, bromo, or iodo), hydroxyl, carbonyl, sulfanyl, amino, alkylamino, arylamino, alkoxy, aryloxy, nitro, cyano, sulfonic acid, sulfate, phosphonic acid, phosphate, or phosphonate, either unprotected, or protected as necessary, as known to those skilled in the art, for example, as taught in Greene, et al., *Protective Groups in Organic Synthesis*, John Wiley and Sons, Second Edition, 1991, hereby incorporated by reference.

**[0024]** The term "lower alkyl," as used herein, and unless otherwise specified, refers to a saturated straight or branched hydrocarbon having one to six carbon atoms, i.e., C<sub>1</sub> to C<sub>6</sub> alkyl. In certain embodiments, the lower alkyl group is a primary, secondary, or tertiary hydrocarbon. The term includes both substituted and unsubstituted moieties.

**[0025]** The term "upper alkyl," as used herein, and unless otherwise specified, refers to a saturated straight or branched hydrocarbon having seven to thirty carbon atoms, i.e., C<sub>7</sub> to C<sub>30</sub> alkyl. In certain embodiments, the upper alkyl group is a primary, secondary, or tertiary hydrocarbon. The term includes both substituted and unsubstituted moieties.

**[0026]** The term "cycloalkyl," as used herein, unless otherwise specified, refers to a saturated cyclic hydrocarbon. In certain embodiments, the cycloalkyl group may be a saturated, and/or bridged, and/or non-bridged, and/or a fused bicyclic group. In certain embodiments, the cycloalkyl group includes three to ten carbon atoms, i.e., C<sub>3</sub> to C<sub>10</sub> cycloalkyl. In some embodiments, the cycloalkyl has from 3 to 15 (C<sub>3-15</sub>), from 3 to 10 (C<sub>3-10</sub>), or from 3 to 7 (C<sub>3-7</sub>) carbon atoms. In certain embodiments, the cycloalkyl group is cyclopropyl, cyclobutyl, cyclopentyl, cyclohexyl, cyclohexylmethyl, cycloheptyl, bicyclo[2.1.1]hexyl, bicyclo[2.2.1]heptyl, decalinyl, or adamantyl. The term includes both substituted and unsubstituted cycloalkyl groups, including halogenated cycloalkyl groups. In certain embodiments, the cycloalkyl group is a fluorinated cycloalkyl group. Non-limiting examples of moieties with which the cycloalkyl group can be substituted include, but not limited to, halogen (fluoro, chloro, bromo, or iodo), hydroxyl, carbonyl, sulfanyl, amino, alkylamino, arylamino, alkoxy, aryloxy, nitro, cyano, sulfonic acid, sulfate, phosphonic acid, phosphate, or phosphonate, either unprotected, or protected as necessary.

**[0027]** "Alkylene" refers to divalent saturated aliphatic hydrocarbon groups particularly having from one to eleven carbon atoms which can be straight-chained or branched. In certain embodiments, the alkylene group contains 1 to 10 carbon atoms. The term includes both substituted and unsub-

stituted moieties. This term is exemplified by groups such as methylene ( $-\text{CH}_2-$ ), ethylene ( $-\text{CH}_2\text{CH}_2-$ ), the propylene isomers (e.g.,  $-\text{CH}_2\text{CH}_2\text{CH}_2-$  and  $-\text{CH}(\text{CH}_3)\text{CH}_2-$ ) and the like. The term includes halogenated alkylene groups. In certain embodiments, the alkylene group is a fluorinated alkylene group. Non-limiting examples of moieties with which the alkylene group can be substituted include, but not limited to, halogen (fluoro, chloro, bromo, or iodo), hydroxyl, carbonyl, sulfanyl, amino, alkylamino, alkylaryl, arylamino, alkoxy, aryloxy, nitro, cyano, sulfonic acid, sulfate, phosphonic acid, phosphate, and phosphonate, either unprotected, or protected as necessary.

**[0028]** “Alkenyl” refers to monovalent olefinically unsaturated hydrocarbon groups, in certain embodiment, having up to about 11 carbon atoms, from 2 to 8 carbon atoms, or from 2 to 6 carbon atoms, which can be straight-chained or branched and having at least 1 or from 1 to 2 sites of olefinic unsaturation. The term includes both substituted and unsubstituted moieties. Exemplary alkenyl groups include ethenyl (i.e., vinyl or  $-\text{CH}=\text{CH}_2$ ), n-propenyl ( $-\text{CH}_2\text{CH}=\text{CH}_2$ ), isopropenyl ( $-\text{C}(\text{CH}_3)=\text{CH}_2$ ), and the like. The term includes halogenated alkenyl groups. In certain embodiments, the alkenyl group is a fluorinated alkenyl group. Non-limiting examples of moieties with which the alkenyl group can be substituted include, but not limited to, halogen (fluoro, chloro, bromo, or iodo), hydroxyl, carbonyl, sulfanyl, amino, alkylamino, arylamino, alkoxy, aryloxy, nitro, cyano, sulfonic acid, sulfate, phosphonic acid, phosphate, or phosphonate, either unprotected, or protected as necessary.

**[0029]** The term “cycloalkenyl,” as used herein, unless otherwise specified, refers to an unsaturated cyclic hydrocarbon. In certain embodiments, cycloalkenyl refers to mono- or multicyclic ring systems that include at least one double bond. In certain embodiments, the cycloalkenyl group may be a bridged, non-bridged, and/or a fused bicyclic group. In certain embodiments, the cycloalkyl group includes three to ten carbon atoms, i.e.,  $\text{C}_3$  to  $\text{C}_{10}$  cycloalkyl. In some embodiments, the cycloalkenyl has from 3 to 7 ( $\text{C}_{3-10}$ ), or from 4 to 7 ( $\text{C}_{4-7}$ ) carbon atoms. The term includes both substituted and unsubstituted cycloalkenyl groups, including halogenated cycloalkenyl groups. In certain embodiments, the cycloalkenyl group is a fluorinated cycloalkenyl group. Non-limiting examples of moieties with which the cycloalkenyl group can be substituted include, but not limited to, halogen (fluoro, chloro, bromo, or iodo), hydroxyl, carbonyl, sulfanyl, amino, alkylamino, arylamino, alkoxy, aryloxy, nitro, cyano, sulfonic acid, sulfate, phosphonic acid, phosphate, or phosphonate, either unprotected, or protected as necessary.

**[0030]** “Alkenylene” refers to divalent olefinically unsaturated hydrocarbon groups, in certain embodiments, having up to about 11 carbon atoms or from 2 to 6 carbon atoms which can be straight-chained or branched and having at least 1 or from 1 to 2 sites of olefinic unsaturation. This term is exemplified by groups such as ethenylene ( $-\text{CH}=\text{CH}-$ ), the propenylene isomers (e.g.,  $-\text{CH}=\text{CHCH}_2-$  and  $-\text{C}(\text{CH}_3)=\text{CH}-$  and  $-\text{CH}=\text{C}(\text{CH}_3)-$ ) and the like. The term includes both substituted and unsubstituted alkenylene groups, including halogenated alkenylene groups. In certain embodiments, the alkenylene group is a fluorinated alkenylene group. Non-limiting examples of moieties with which the alkenylene group can be substituted include, but not limited to, halogen (fluoro, chloro, bromo, or iodo), hydroxyl, carbonyl, sulfanyl, amino, alkylamino, arylamino,

alkoxy, aryloxy, nitro, cyano, sulfonic acid, sulfate, phosphonic acid, phosphate, or phosphonate, either unprotected, or protected as necessary.

**[0031]** “Alkynyl” refers to acetylenically unsaturated hydrocarbon groups, in certain embodiments, having up to about 11 carbon atoms or from 2 to 6 carbon atoms which can be straight-chained or branched and having at least 1 or from 1 to 2 sites of alkynyl unsaturation. Non-limiting examples of alkynyl groups include acetylenic, ethynyl ( $-\text{C}\equiv\text{CH}$ ), propargyl ( $-\text{CH}_2\text{C}\equiv\text{CH}$ ), and the like. The term includes both substituted and unsubstituted alkynyl groups, including halogenated alkynyl groups. In certain embodiments, the alkynyl group is a fluorinated alkynyl group. Non-limiting examples of moieties with which the alkynyl group can be substituted include, but not limited to, halogen (fluoro, chloro, bromo, or iodo), hydroxyl, carbonyl, sulfanyl, amino, alkylamino, arylamino, alkoxy, aryloxy, nitro, cyano, sulfonic acid, sulfate, phosphonic acid, phosphate, or phosphonate, either unprotected, or protected as necessary.

**[0032]** The term “aryl,” as used herein, and unless otherwise specified, refers to a substituent derived from an aromatic ring. In an embodiment, an aryl group is a  $\text{C}_6$ - $\text{C}_{12}$  aryl group. In an embodiment, an aryl group is phenyl, biphenyl, or naphthyl. The term includes both substituted and unsubstituted moieties. An aryl group can be substituted with any described moiety, including, but not limited to, one or more moieties selected from halogen (fluoro, chloro, bromo, or iodo), alkyl, haloalkyl, hydroxyl, amino, alkylamino, arylamino, alkoxy, aryloxy, nitro, cyano, sulfonic acid, sulfate, phosphonic acid, phosphate, or phosphonate, either unprotected, or protected as necessary, as known to those skilled in the art, for example, as taught in Greene, et al., *Protective Groups in Organic Synthesis*, John Wiley and Sons, Second Edition, 1991.

**[0033]** “Alkoxy” refers to the group  $-\text{OR}'$  where  $\text{R}'$  is alkyl or cycloalkyl. Alkoxy groups include, by way of example, methoxy, ethoxy, n-propoxy, isopropoxy, n-butoxy, tert-butoxy, sec-butoxy, n-pentoxy, n-hexoxy, 1,2-dimethylbutoxy, and the like.

**[0034]** “Alkoxy carbonyl” refers to a radical  $-\text{C}(\text{O})-$  alkoxy where alkoxy is as defined herein.

**[0035]** “Amino” refers to the group  $-\text{NR}^1\text{R}^2$  or  $-\text{NR}^1-$ , wherein  $\text{R}^1$  and  $\text{R}^2$  are independently selected from hydrogen, alkyl, and cycloalkyl.

**[0036]** “Amino alcohol” refers to the radical  $-\text{NHLOH}$ , wherein L is alkylene.

**[0037]** “Carboxyl” or “carboxy” refers to the radical  $-\text{C}(\text{O})\text{OH}$ .

**[0038]** The term “alkylamino” or “arylamino” refers to an amino group that has one or two alkyl or aryl substituents, respectively. In certain embodiments, the alkyl substituent is upper alkyl. In certain embodiments, the alkyl substituent is lower alkyl. In another embodiment, the alkyl, upper alkyl, or lower alkyl is unsubstituted.

**[0039]** “Halogen” or “halo” refers to chloro, bromo, fluoro, or iodo.

**[0040]** “Thioalkoxy” refers to the group  $-\text{SR}'$  where  $\text{R}'$  is alkyl or cycloalkyl.

**[0041]** The term “heterocyclyl” or “heterocyclic” refers to a monovalent monocyclic non-aromatic ring system and/or multicyclic ring system that contains at least one non-aromatic ring, wherein one or more of the non-aromatic ring atoms are heteroatoms independently selected from O, S, or N; and the remaining ring atoms are carbon atoms. In certain

embodiments, the heterocyclyl or heterocyclic group has from 3 to 20, from 3 to 15, from 3 to 10, from 3 to 8, from 4 to 7, or from 5 to 6 ring atoms. Heterocyclyl groups are bonded to the rest of the molecule through the non-aromatic ring. In certain embodiments, the heterocyclyl is a monocyclic, bicyclic, tricyclic, or tetracyclic ring system, which may include a fused or bridged ring system, and in which the nitrogen or sulfur atoms may be optionally oxidized, the nitrogen atoms may be optionally quaternized, and some rings may be partially or fully saturated, or aromatic. The heterocyclyl may be attached to the main structure at any heteroatom or carbon atom which results in the creation of a stable compound. Examples of such heterocyclic radicals include, but are not limited to, azepinyl, benzodioxanyl, benzodioxolyl, benzofuranonyl, benzopyranonyl, benzopyranyl, benzotetrahydrofuranyl, benzotetrahydrothienyl, benzothioopyranyl, benzoxazinyl,  $\beta$ -carbonyl, chromanyl, chromonyl, cinnoliny, coumarinyl, decahydroisoquinoliny, dihydrobenzothiazinyl, dihydrobenzisoaxazinyl, dihydrofuryl, dihydroisindolyl, dihydropyranyl, dihydropyrazolyl, dihydropyrazinyl, dihydropyridinyl, dihydropyrimidinyl, dihydropyrrolyl, dioxolanyl, 1,4-dithianyl, furanonyl, imidazolidinyl, imidazoliny, indoliny, isobenzotetrahydrofuranyl, isobenzotetrahydrothienyl, isochromanyl, isocoumarinyl, isoindoliny, isothiazolidinyl, isoxazolidinyl, morpholiny, octahydroindolyl, octahydroisindolyl, oxazolidinonyl, oxazolidinyl, oxiranyl, piperazinyl, piperidinyl, 4-piperidinyl, pyrazolidinyl, pyrazoliny, pyrrolidinyl, pyrroliny, quinuclidinyl, tetrahydrofuryl, tetrahydroisoquinoliny, tetrahydropyranyl, tetrahydrothienyl, thiamorpholiny, thiazolidinyl, tetrahydroquinoliny, and 1,3,5-trithianyl. In certain embodiments, heterocyclic may also be optionally substituted as described herein.

**[0042]** The term “alkylheterocyclo” refers to a heterocyclo group with an alkyl substituent. The term “heterocycloalkyl” refers to an alkyl group with a heterocyclo substituent.

**[0043]** The term “heteroaryl” refers to a monovalent monocyclic aromatic group and/or multicyclic aromatic group that contains at least one aromatic ring, wherein at least one aromatic ring contains one or more heteroatoms independently selected from O, S, and N in the ring. Heteroaryl groups are bonded to the rest of the molecule through the aromatic ring. Each ring of a heteroaryl group can contain one or two O atoms, one or two S atoms, and/or one to four N atoms, provided that the total number of heteroatoms in each ring is four or less and each ring contains at least one carbon atom. In certain embodiments, the heteroaryl has from 5 to 20, from 5 to 15, or from 5 to 10 ring atoms. Examples of monocyclic heteroaryl groups include, but are not limited to, furanyl, imidazolyl, isothiazolyl, isoxazolyl, oxadiazolyl, oxadiazolyl, oxazolyl, pyrazinyl, pyrazolyl, pyridazinyl, pyridyl, pyrimidinyl, pyrrolyl, thiadiazolyl, thiazolyl, thienyl, tetrazolyl, triazinyl, and triazolyl. Examples of bicyclic heteroaryl groups include, but are not limited to, benzopyranyl, benzimidazolyl, benzoisoxazolyl, benzopyranyl, benzothiadiazolyl, benzothiazolyl, benzothieryl, benzotriazolyl, benzoxazolyl, furopyridyl, imidazopyridinyl, imidazothiazolyl, indoliziny, indolyl, indazolyl, isobenzofuranyl, isobenzothieryl, isoindolyl, isoquinoliny, isothiazolyl, naphthyridinyl, oxazolopyridinyl, phthalazinyl, pteridinyl, purinyl, pyridopyridyl, pyrrolopyridyl, quinoliny, quinoxaliny, quinazoliny, thiadiazolopyrimidyl, and thienopyridyl. Examples of tricyclic heteroaryl groups include, but are not limited to, acridinyl, benzindolyl, carbazolyl, dibenzofura-

nyl, perimidinyl, phenanthroliny, phenanthridinyl, phenarsazinyl, phenazinyl, phenothiazinyl, phenoxazinyl, and xanthenyl. In certain embodiments, heteroaryl may also be optionally substituted as described herein.

**[0044]** The term “alkylaryl” refers to an aryl group with an alkyl substituent. The term “aralkyl” or “arylalkyl” refers to an alkyl group with an aryl substituent.

**[0045]** The term “alkylheterocyclyl” refers to a heterocyclyl group with an alkyl substituent. The term “heterocyclylalkyl” refers to an alkyl group with a heterocyclyl substituent.

**[0046]** The term “alkylheteroaryl” refers to a heteroaryl group with an alkyl substituent. The term heteroarylalkyl refers to an alkyl group with a heteroaryl substituent.

**[0047]** The term “protecting group” as used herein and unless otherwise defined refers to a group that is added to an oxygen, nitrogen, or phosphorus atom to prevent its further reaction or for other purposes. A wide variety of oxygen and nitrogen protecting groups are known to those skilled in the art of organic synthesis.

**[0048]** “Pharmaceutically acceptable salt” refers to any salt of a compound provided herein which retains its biological properties and which is not toxic or otherwise undesirable for pharmaceutical use. Such salts may be derived from a variety of organic and inorganic counter-ions well known in the art. Such salts include, but are not limited to: (1) acid addition salts formed with organic or inorganic acids such as hydrochloric, hydrobromic, sulfuric, nitric, phosphoric, sulfamic, acetic, trifluoroacetic, trichloroacetic, propionic, hexanoic, cyclopentylpropionic, glycolic, glutaric, pyruvic, lactic, malonic, succinic, sorbic, ascorbic, malic, maleic, fumaric, tartaric, citric, benzoic, 3-(4-hydroxybenzoyl)benzoic, picric, cinnamic, mandelic, phthalic, lauric, methanesulfonic, ethanesulfonic, 1,2-ethane-disulfonic, 2-hydroxyethanesulfonic, benzenesulfonic, 4-chlorobenzenesulfonic, 2-naphthalenesulfonic, 4-toluenesulfonic, camphoric, camphorsulfonic, 4-methylbicyclo[2.2.2]-oct-2-ene-1-carboxylic, glucoheptonic, 3-phenylpropionic, trimethylacetic, tert-butylacetic, lauryl sulfuric, gluconic, benzoic, glutamic, hydroxynaphthoic, salicylic, stearic, cyclohexylsulfamic, quinic, muconic acid and the like acids; or (2) base addition salts formed when an acidic proton present in the parent compound either (a) is replaced by a metal ion, e.g., an alkali metal ion, an alkaline earth ion or an aluminum ion, or alkali metal or alkaline earth metal hydroxides, such as sodium, potassium, calcium, magnesium, aluminum, lithium, zinc, and barium hydroxide, ammonia or (b) coordinates with an organic base, such as aliphatic, alicyclic, or aromatic organic amines, such as ammonia, methylamine, dimethylamine, diethylamine, picoline, ethanolamine, diethanolamine, triethanolamine, ethylenediamine, lysine, arginine, ornithine, choline, N,N'-dibenzylethylene-diamine, chlorprocaine, diethanolamine, procaine, N-benzylphenethylamine, N-methylglucamine piperazine, tris(hydroxymethyl)-aminomethane, tetramethylammonium hydroxide, and the like.

**[0049]** Pharmaceutically acceptable salts further include, by way of example only and without limitation, sodium, potassium, calcium, magnesium, ammonium, tetraalkylammonium and the like, and when the compound contains a basic functionality, salts of non-toxic organic or inorganic acids, such as hydrohalides, e.g. hydrochloride and hydrobromide, sulfate, phosphate, sulfamate, nitrate, acetate, trifluoroacetate, trichloroacetate, propionate, hexanoate, cyclopentylpropionate, glycolate, glutarate, pyruvate, lactate,

malonate, succinate, sorbate, ascorbate, malate, maleate, fumarate, tartarate, citrate, benzoate, 3-(4-hydroxybenzoyl) benzoate, picrate, cinnamate, mandelate, phthalate, laurate, methanesulfonate (mesylate), ethanesulfonate, 1,2-ethanedisulfonate, 2-hydroxyethanesulfonate, benzenesulfonate (besylate), 4-chlorobenzenesulfonate, 2-naphthalenesulfonate, 4-toluenesulfonate, camphorate, camphorsulfonate, 4-methylbicyclo[2.2.2]-oct-2-ene-1-carboxylate, glucoheptonate, 3-phenylpropionate, trimethylacetate, tert-butylacetate, lauryl sulfate, gluconate, benzoate, glutamate, hydroxynaphthoate, salicylate, stearate, cyclohexylsulfamate, quinate, muconate and the like.

**[0050]** As used herein, the term “nucleobase” refers to the base portion of a nucleoside or nucleotide. In certain embodiments, a nucleobase is a purine or pyrimidine base, as defined herein.

**[0051]** The term “purine” or “pyrimidine” base refers to, but is not limited to, adenine, N<sup>6</sup>-alkylpurines, N<sup>6</sup>-acyl-purines (wherein acyl is C(O)(alkyl, aryl, alkylaryl, or arylalkyl), N<sup>6</sup>-benzylpurine, N<sup>6</sup>-halopurine, N<sup>6</sup>-vinylpurine, N<sup>6</sup>-acetylenic purine, N<sup>6</sup>-acyl purine, N<sup>6</sup>-hydroxyalkyl purine, N<sup>6</sup>-alkylaminopurine, N<sup>6</sup>-thioalkyl purine, N<sup>2</sup>-alkylpurines, N<sup>2</sup>-alkyl-6-thiopurines, thymine, cytosine, 5-fluorocytosine, 5-methylcytosine, 6-azapyrimidine, including 6-azacytosine, 2- and/or 4-mercaptopyrimidine, uracil, 5-halouracil, including 5-fluorouracil, C<sup>5</sup>-alkylpyrimidines, C<sup>5</sup>-benzylpyrimidines, C<sup>5</sup>-halopyrimidines, C<sup>5</sup>-vinylpyrimidine, C<sup>5</sup>-acetylenic pyrimidine, C<sup>5</sup>-acyl pyrimidine, C<sup>5</sup>-hydroxyalkyl purine, C<sup>5</sup>-amidopyrimidine, C<sup>5</sup>-cyanopyrimidine, C<sup>5</sup>-iodopyrimidine, C<sup>5</sup>-iodo-pyrimidine, C<sup>5</sup>-Br-vinyl pyrimidine, C<sup>6</sup>-Br-vinyl pyrimidine, C<sup>5</sup>-nitropyrimidine, C<sup>5</sup>-amino-pyrimidine, N<sup>2</sup>-alkylpurines, N<sup>2</sup>-alkyl-6-thiopurines, 5-azacytidinyl, 5-azauracilyl, triazolopyridinyl, imidazolopyridinyl, pyrrolopyrimidinyl, and pyrazolopyrimidinyl. Purine bases include, but are not limited to, guanine, adenine, hypoxanthine, 7-deazaguanine, 7-deazaadenine, 2,6-diaminopurine, 2-amino, 6-ethoxypurine, and 6-chloropurine. Functional oxygen and nitrogen groups on the base can be protected as necessary or desired. Suitable protecting groups are well known to those skilled in the art, and include trimethylsilyl, dimethylhexylsilyl, t-butyl dimethylsilyl, and t-butyl diphenylsilyl, trityl, alkyl groups, and acyl groups such as acetyl and propionyl, methanesulfonyl, and p-toluenesulfonyl.

**[0052]** The term “acyl” or “O-linked ester” refers to a group of the formula C(O)R', wherein R' is alkyl or cycloalkyl (including lower alkyl), carboxylate residue of amino acid, aryl including phenyl, alkaryl, arylalkyl including benzyl, alkoxyalkyl including methoxymethyl, aryloxyalkyl such as phenoxymethyl; or substituted alkyl (including lower alkyl), aryl including phenyl optionally substituted with chloro, bromo, fluoro, iodo, C<sub>1</sub> to C<sub>4</sub> alkyl or C<sub>1</sub> to C<sub>4</sub> alkoxy, sulfonate esters such as alkyl or arylalkyl sulphonyl including methanesulfonyl, the mono, di or triphosphate ester, trityl or monomethoxy-trityl, substituted benzyl, alkaryl, arylalkyl including benzyl, alkoxyalkyl including methoxymethyl, aryloxyalkyl such as phenoxymethyl. Aryl groups in the esters optimally comprise a phenyl group. In particular, acyl groups include acetyl, trifluoroacetyl, methylacetyl, cyclopropylacetyl, propionyl, butyryl, hexanoyl, heptanoyl, octanoyl, neo-heptanoyl, phenylacetyl, 2-acetoxy-2-phenylacetyl, diphenylacetyl, α-methoxy-α-trifluoromethyl-phenylacetyl, bromoacetyl, 2-nitro-benzeneacetyl, 4-chloro-benzeneacetyl, 2-chloro-2,2-diphenylacetyl, 2-chloro-2-phenyl-

lacetyl, trimethylacetyl, chlorodifluoroacetyl, perfluoroacetyl, fluoroacetyl, bromodifluoroacetyl, methoxyacetyl, 2-thiopheneacetyl, chlorosulfonylacetyl, 3-methoxyphenylacetyl, phenoxyacetyl, tert-butylacetyl, trichloroacetyl, monochloro-acetyl, dichloroacetyl, 7H-dodecafluoroheptanoyl, perfluoro-heptanoyl, 7H-dodeca-fluoroheptanoyl, 7-chlorododecafluoro-heptanoyl, 7-chloro-dodecafluoroheptanoyl, 7H-dodecafluoroheptanoyl, nona-fluoro-3,6-dioxa-heptanoyl, nonafluoro-3,6-dioxaheptanoyl, perfluoroheptanoyl, methoxybenzoyl, methyl 3-amino-5-phenylthiophene-2-carboxyl, 3,6-dichloro-2-methoxy-benzoyl, 4-(1,1,2,2-tetrafluoroethoxy)-benzoyl, 2-bromo-propionyl, omega-aminocapryl, decanoyl, n-pentadecanoyl, stearyl, 3-cyclopentyl-propionyl, 1-benzene-carboxyl, O-acetylmandelyl, pivaloyl acetyl, 1-adamantane-carboxyl, cyclohexane-carboxyl, 2,6-pyridinedicarboxyl, cyclopropane-carboxyl, cyclobutane-carboxyl, perfluorocyclohexyl carboxyl, 4-methylbenzoyl, chloromethyl isoxazolyl carbonyl, perfluorocyclohexyl carboxyl, crotonyl, 1-methyl-1H-indazole-3-carbonyl, 2-propenyl, isovaleryl, 1-pyrrolidinecarbonyl, 4-phenylbenzoyl.

**[0053]** The term “amino acid” refers to naturally occurring and synthetic α, β, γ, or δ amino acids, and includes but is not limited to, amino acids found in proteins, i.e. glycine, alanine, valine, leucine, isoleucine, methionine, phenylalanine, tryptophan, proline, serine, threonine, cysteine, tyrosine, asparagine, glutamine, aspartate, glutamate, lysine, arginine and histidine. In certain embodiments, the amino acid is in the L-configuration. In certain embodiments, the amino acid is in the D-configuration. In certain embodiments, the amino acid can be provided as a substituent of compounds described herein, such as an alanyl, valinyl, leucinyl, isoleuccinyl, prolinyl, phenylalaninyl, tryptophanyl, methioninyl, glycyl, serinyl, threoninyl, cysteinyl, tyrosinyl, asparaginyl, glutaminyl, aspartoyl, glutaroyl, lysinyl, arginyl, histidinyl, β-alanyl, β-valinyl, β-leucinyl, β-isoleuccinyl, β-prolinyl, β-phenylalaninyl, β-tryptophanyl, β-methioninyl, β-glycyl, β-serinyl, β-threoninyl, β-cysteinyl, β-tyrosinyl, β-asparaginyl, β-glutamyl, β-aspartoyl, β-glutaroyl, β-lysyl, β-argininyl or β-histidinyl substituent.

**[0054]** The term “amino acid derivative” refers to a group derivable from a naturally or non-naturally occurring amino acid, as described and exemplified herein. Amino acid derivatives are apparent to those of skill in the art and include, but are not limited to, ester, amino alcohol, amino aldehyde, amino lactone, and N-methyl derivatives of naturally and non-naturally occurring amino acids. In an embodiment, an amino acid derivative is provided as a substituent of a compound described herein, wherein the substituent is —NR<sup>X</sup>-G (S<sub>C</sub>)—C(O)-Q<sup>1</sup>, wherein Q<sup>1</sup> is —SR<sup>Y</sup>, —NR<sup>Y</sup>R<sup>Y</sup>, or alkoxy, R<sup>Y</sup> is hydrogen or alkyl, S<sub>C</sub> is a side chain of a naturally occurring or non-naturally occurring amino acid, G is C<sub>1</sub>-C<sub>2</sub> alkyl, and R<sup>X</sup> is hydrogen or R<sup>X</sup> and S<sub>C</sub>, together with the atoms to which they are attached, combine to form a five-membered heterocyclic ring. In an embodiment, an amino acid derivative is provided as a substituent of a compound described herein, wherein the substituent is —O—C(O)-G (S<sub>C</sub>)—NH-Q<sup>2</sup>, wherein Q<sup>2</sup> is hydrogen or alkoxy, S<sub>C</sub> is a side chain of a naturally occurring or non-naturally occurring amino acid and G is C<sub>1</sub>-C<sub>2</sub> alkyl. In certain embodiments, Q<sup>2</sup> and S<sub>C</sub>, together with the atoms to which they are attached, combine to form a five-membered heterocyclic ring. In certain embodiments, G is C<sub>1</sub> alkyl and S<sub>C</sub> is hydrogen, alkyl, arylalkyl, heterocycloalkyl, carboxylalkyl, heteroarylalkyl,

aminoalkyl, hydroxylalkyl, aminoiminoaminoalkyl, aminocarbonylalkyl, sulfanylalkyl, carbamoylalkyl, alkylsulfanylalkyl, or hydroxylarylalkyl. In an embodiment, an amino acid derivative is provided as a substituent of a compound described herein, wherein the amino acid derivative is in the D-configuration. In an embodiment, an amino acid derivative is provided as a substituent of a compound described herein, wherein the amino acid derivative is in the L-configuration.

**[0055]** As used herein, the term “hydroxylalkyl” refers to an alkyl group with a hydroxyl substituent, where alkyl is as described herein.

**[0056]** As used herein, the term “aminoalkyl” refers to an alkyl group with an amino substituent, where alkyl and amino are as described herein.

**[0057]** The term “alkylaryl” refers to an aryl group with an alkyl substituent. The term “aralkyl” or “arylalkyl” refers to an alkyl group with an aryl substituent.

**[0058]** The term “alkylheterocyclyl” refers to a heterocyclyl group with an alkyl substituent. The term “heterocyclylalkyl” refers to an alkyl group with a heterocyclyl substituent.

**[0059]** The term “alkylheteroaryl” refers to a heteroaryl group with an alkyl substituent. The term “heteroarylalkyl” refers to an alkyl group with a heteroaryl substituent.

**[0060]** As used herein, the term “carboxylalkyl” refers to the group -alkyl-C(O)OH, where alkyl is as described herein.

**[0061]** As used herein, the term “aminoiminoaminoalkyl” refers to the group -alkyl-amino-C(NH)-amino, where alkyl and amino are as described herein.

**[0062]** As used herein, the term “aminocarbonylalkyl” refers to the group -alkyl-C(O)-amino, where alkyl and amino are as described herein.

**[0063]** As used herein, the term “sulfanylalkyl” refers to the group -alkyl-SH, where alkyl is as described herein.

**[0064]** As used herein, the term “carbamoylalkyl” refers to the group -alkyl-C(O)-amino, where alkyl and amino are as described herein.

**[0065]** As used herein, the term “alkylsulfanylalkyl” refers to the group -alkyl-S-alkyl, where alkyl is as described herein.

**[0066]** As used herein, the term “hydroxylarylalkyl” refers to the group -alkyl-aryl-OH, where alkyl and aryl are as described herein.

**[0067]** The term “substantially free of” or “substantially in the absence of” with respect to a nucleoside composition refers to a nucleoside composition that includes at least 85 or 90% by weight, in certain embodiments 95%, 98%, 99% or 100% by weight, of the designated diastereomer of that nucleoside. In certain embodiments, in the methods and compounds provided herein, the compounds are substantially free of an undesigned diastereomer.

**[0068]** Similarly, the term “isolated” with respect to a nucleoside composition refers to a nucleoside composition that includes at least 85%, 90%, 95%, 98%, or 99% to 100% by weight, of the nucleoside, the remainder comprising other chemical species or enantiomers.

**[0069]** “Solvate” refers to a compound provided herein or a salt thereof, that further includes a stoichiometric or non-stoichiometric amount of solvent bound by non-covalent intermolecular forces. Where the solvent is water, the solvate is a hydrate.

**[0070]** “Isotopic composition” refers to the amount of each isotope present for a given atom, and “natural isotopic composition” refers to the naturally occurring isotopic composition or abundance for a given atom. Atoms containing their

natural isotopic composition may also be referred to herein as “non-enriched” atoms. Unless otherwise designated, the atoms of the compounds recited herein are meant to represent any stable isotope of that atom. For example, unless otherwise stated, when a position is designated specifically as “H” or “hydrogen,” the position is understood to have hydrogen at its natural isotopic composition.

**[0071]** “Isotopic enrichment” refers to the percentage of incorporation of an amount of a specific isotope at a given atom in a molecule in the place of that atom’s natural isotopic abundance. For example, deuterium enrichment of 1% at a given position means that 1% of the molecules in a given sample contain deuterium at the specified position. Because the naturally occurring distribution of deuterium is about 0.0156%, deuterium enrichment at any position in a compound synthesized using non-enriched starting materials is about 0.0156%. The isotopic enrichment of the compounds provided herein can be determined using conventional analytical methods known to one of ordinary skill in the art, including mass spectrometry and nuclear magnetic resonance spectroscopy.

**[0072]** “Isotopically enriched” refers to an atom having an isotopic composition other than the natural isotopic composition of that atom. “Isotopically enriched” may also refer to a compound containing at least one atom having an isotopic composition other than the natural isotopic composition of that atom.

**[0073]** As used herein, “alkyl,” “cycloalkyl,” “alkenyl,” “cycloalkenyl,” “alkynyl,” “aryl,” “alkoxy,” “alkoxycarbonyl,” “amino,” “carboxyl,” “alkylamino,” “arylamino,” “thioalkoxy,” “heterocyclyl,” “heteroaryl,” “alkylheterocyclyl,” “alkylheteroaryl,” “acyl,” “aralkyl,” “alkaryl,” “purine,” “pyrimidine,” “carboxyl” and “amino acid” groups optionally comprise deuterium at one or more positions where hydrogen atoms are present, and wherein the deuterium composition of the atom or atoms is other than the natural isotopic composition.

**[0074]** Also as used herein, “alkyl,” “cycloalkyl,” “alkenyl,” “cycloalkenyl,” “alkynyl,” “aryl,” “alkoxy,” “alkoxycarbonyl,” “carboxyl,” “alkylamino,” “arylamino,” “thioalkoxy,” “heterocyclyl,” “heteroaryl,” “alkylheterocyclyl,” “alkylheteroaryl,” “acyl,” “aralkyl,” “alkaryl,” “purine,” “pyrimidine,” “carboxyl” and “amino acid” groups optionally comprise carbon-13 at an amount other than the natural isotopic composition.

**[0075]** As used herein, EC<sub>50</sub> refers to a dosage, concentration or amount of a particular test compound that elicits a dose-dependent response at 50% of maximal expression of a particular response that is induced, provoked or potentiated by the particular test compound.

**[0076]** As used herein, the IC<sub>50</sub> refers to an amount, concentration or dosage of a particular test compound that achieves a 50% inhibition of a maximal response in an assay that measures such response.

**[0077]** The term “host,” as used herein, refers to any unicellular or multicellular organism in which the virus can replicate, including cell lines and animals, and in certain embodiments, a human. Alternatively, the host can be carrying a part of the Flaviviridae viral genome, whose replication or function can be altered by the compounds of the present invention. The term host specifically includes infected cells, cells transfected with all or part of the Flaviviridae genome and animals, in particular, primates (including chimpanzees) and humans. In most animal applications of the present inven-



tion, the host is a human patient. Veterinary applications, in certain indications, however, are clearly anticipated by the present invention (such as chimpanzees).

**[0078]** As used herein, the terms “subject” and “patient” are used interchangeably herein. The terms “subject” and “subjects” refer to an animal, such as a mammal including a non-primate (e.g., a cow, pig, horse, cat, dog, rat, and mouse) and a primate (e.g., a monkey such as a cynomolgous monkey, a chimpanzee and a human), and for example, a human. In certain embodiments, the subject is refractory or non-responsive to current treatments for hepatitis C infection. In another embodiment, the subject is a farm animal (e.g., a horse, a cow, a pig, etc.) or a pet (e.g., a dog or a cat). In certain embodiments, the subject is a human.

**[0079]** As used herein, the terms “therapeutic agent” and “therapeutic agents” refer to any agent(s) which can be used in the treatment or prevention of a disorder or one or more symptoms thereof. In certain embodiments, the term “therapeutic agent” includes a compound provided herein. In certain embodiments, a therapeutic agent is an agent which is known to be useful for, or has been or is currently being used for the treatment or prevention of a disorder or one or more symptoms thereof.

**[0080]** “Therapeutically effective amount” refers to an amount of a compound or composition that, when administered to a subject for treating a disease, is sufficient to effect such treatment for the disease. A “therapeutically effective amount” can vary depending on, inter alia, the compound, the disease and its severity, and the age, weight, etc., of the subject to be treated.

**[0081]** “Treating” or “treatment” of any disease or disorder refers, in certain embodiments, to ameliorating a disease or disorder that exists in a subject. In another embodiment, “treating” or “treatment” includes ameliorating at least one physical parameter, which may be indiscernible by the subject. In yet another embodiment, “treating” or “treatment” includes modulating the disease or disorder, either physically (e.g., stabilization of a discernible symptom) or physiologically (e.g., stabilization of a physical parameter) or both. In yet another embodiment, “treating” or “treatment” includes delaying the onset of the disease or disorder.

**[0082]** As used herein, the terms “prophylactic agent” and “prophylactic agents” as used refer to any agent(s) which can be used in the prevention of a disorder or one or more symptoms thereof. In certain embodiments, the term “prophylactic agent” includes a compound provided herein. In certain other embodiments, the term “prophylactic agent” does not refer to a compound provided herein. For example, a prophylactic agent is an agent which is known to be useful for, or has been or is currently being used to prevent or impede the onset, development, progression and/or severity of a disorder.

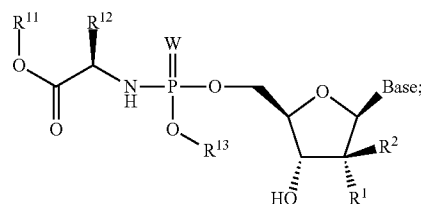
**[0083]** As used herein, the phrase “prophylactically effective amount” refers to the amount of a therapy (e.g., prophylactic agent) which is sufficient to result in the prevention or reduction of the development, recurrence or onset of one or more symptoms associated with a disorder, or to enhance or improve the prophylactic effect(s) of another therapy (e.g., another prophylactic agent).

**[0084]** Compounds

**[0085]** Provided herein are 2'-cyano, azido and amino nucleoside compounds. In certain embodiments, they are useful for the treatment of Flaviviridae infections such as HCV infection. The 2'-cyano, azido and amino nucleoside com-

pounds can be formed as described herein and used for the treatment of Flaviviridae infections such as HCV infection.

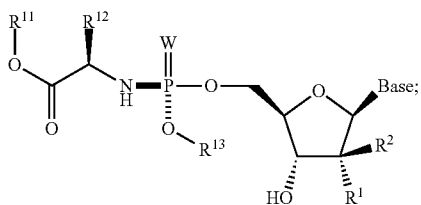
**[0086]** In certain embodiments, provided herein are compounds according to Formula 3001:



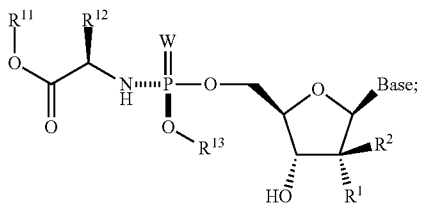
Formula 3001

or a pharmaceutically acceptable salt, solvate, stereoisomeric form, tautomeric form, or polymorphic form thereof, wherein: Base is a nucleobase; W is O or S; R<sup>1</sup> is cyano, azido, or amino; R<sup>2</sup> is hydrogen, halogen, C<sub>1</sub>-C<sub>6</sub> alkyl, C<sub>1</sub>-C<sub>6</sub> haloalkyl, C<sub>1</sub>-C<sub>6</sub> hydroxyalkyl, C<sub>2</sub>-C<sub>6</sub> alkenyl, C<sub>2</sub>-C<sub>6</sub> alkynyl, or C<sub>3</sub>-C<sub>7</sub> cycloalkyl; R<sup>11</sup> is hydrogen, alkyl, cycloalkyl, or aryl; R<sup>12</sup> is alkyl; and R<sup>13</sup> is hydrogen, alkyl, alkenyl, alkynyl, heterocycloalkyl, cycloalkyl, aryl, or heteroaryl.

**[0087]** In certain embodiments, provided herein are compounds according to Formula 3001a or 3001b:



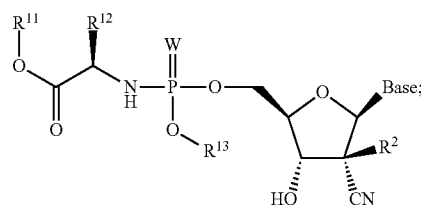
Formula 3001a



Formula 3001b

or a pharmaceutically acceptable salt, solvate, stereoisomeric form, tautomeric form, or polymorphic form thereof, wherein Base, W, R<sup>1</sup>, R<sup>2</sup>, R<sup>11</sup>, R<sup>12</sup>, and R<sup>13</sup> are as defined in the context of Formula 3001.

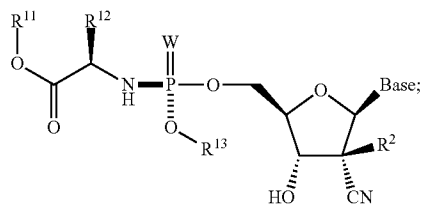
**[0088]** In certain embodiments, provided herein are compounds according to Formula 3002:



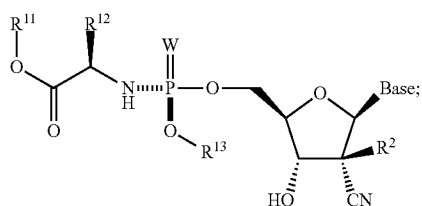
Formula 3002

or a pharmaceutically acceptable salt, solvate, stereoisomeric form, tautomeric form, or polymorphic form thereof, wherein Base, W, R<sup>2</sup>, R<sup>11</sup>, R<sup>12</sup>, and R<sup>13</sup> are as defined in the context of Formula 3001.

**[0089]** In certain embodiments, provided herein are compounds according to Formula 3002a or 3002b:



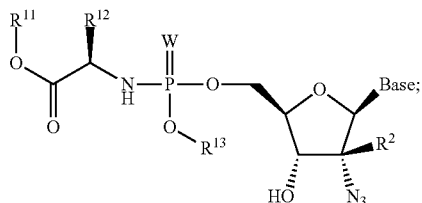
Formula 3002a



Formula 3002b

or a pharmaceutically acceptable salt, solvate, stereoisomeric form, tautomeric form, or polymorphic form thereof, wherein Base, W, R<sup>2</sup>, R<sup>11</sup>, R<sup>12</sup>, and R<sup>13</sup> are as defined in the context of Formula 3001.

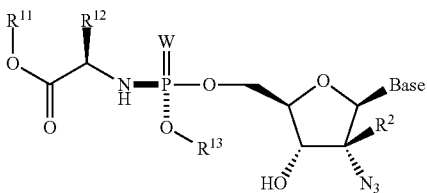
**[0090]** In certain embodiments, provided herein are compounds according to Formula 3003:



Formula 3003

or a pharmaceutically acceptable salt, solvate, stereoisomeric form, tautomeric form, or polymorphic form thereof, wherein Base, W, R<sup>2</sup>, R<sup>11</sup>, R<sup>12</sup>, and R<sup>13</sup> are as defined in the context of Formula 3001.

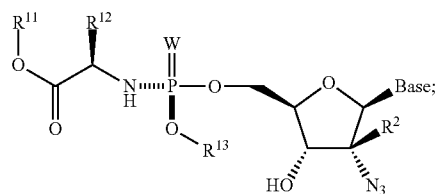
**[0091]** In certain embodiments, provided herein are compounds according to Formula 3003a or 3003b:



Formula 3003a

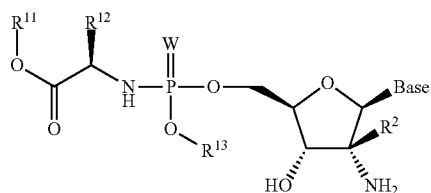
-continued

Formula 3003b



or a pharmaceutically acceptable salt, solvate, stereoisomeric form, tautomeric form, or polymorphic form thereof, wherein Base, W, R<sup>2</sup>, R<sup>11</sup>, R<sup>12</sup>, and R<sup>13</sup> are as defined in the context of Formula 3001.

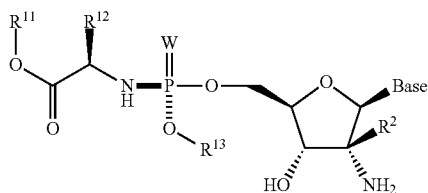
**[0092]** In certain embodiments, provided herein are compounds according to Formula 3004:



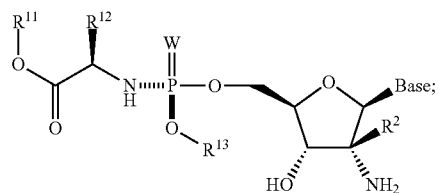
Formula 3004

or a pharmaceutically acceptable salt, solvate, stereoisomeric form, tautomeric form, or polymorphic form thereof, wherein Base, W, R<sup>2</sup>, R<sup>11</sup>, R<sup>12</sup>, and R<sup>13</sup> are as defined in the context of Formula 3001.

**[0093]** In certain embodiments, provided herein are compounds according to Formula 3004a or 3004b:



Formula 3004a



Formula 3004b

or a pharmaceutically acceptable salt, solvate, stereoisomeric form, tautomeric form, or polymorphic form thereof, wherein Base, W, R<sup>2</sup>, R<sup>11</sup>, R<sup>12</sup>, and R<sup>13</sup> are as defined in the context of Formula 3001.

**[0094]** In certain embodiments, provided herein are compounds according to any of Formulas 3001-3004b, wherein each W is O. In certain embodiments, provided herein are compounds according to any of Formulas 3001-3004b,

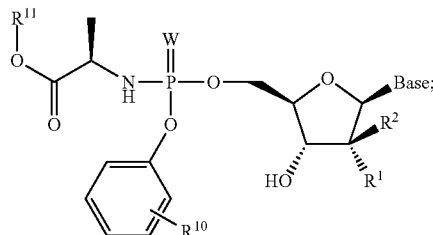
wherein each W is S. In certain embodiments, provided herein are compounds according to any of Formulas 3001-3004b, wherein each R<sup>11</sup> is isopropyl. In certain embodiments, provided herein are compounds according to any of Formulas 3001-3004b, wherein each R<sup>12</sup> is methyl. In certain embodiments, provided herein are compounds according to any of Formulas 3001-3004b, wherein each R<sup>13</sup> is phenyl. In certain embodiments, provided herein are compounds according to any of Formulas 3001-3004b, wherein each R<sup>13</sup> is naphthyl. In certain embodiments, provided herein are compounds according to any of Formulas 3001-3004b, wherein each R<sup>11</sup> is isopropyl and each R<sup>12</sup> is methyl. In certain embodiments, provided herein are compounds according to any of Formulas 3001-3004b, wherein each R<sup>11</sup> is isopropyl, each R<sup>12</sup> is methyl, and each R<sup>13</sup> is phenyl or naphthyl. In certain embodiments, provided herein are compounds according to any of Formulas 3001-3004b, wherein each R<sup>11</sup> is isopropyl, each R<sup>12</sup> is methyl, and each R<sup>13</sup> is phenyl. In certain embodiments, provided herein are compounds according to any of Formulas 3001-3004b, wherein each R<sup>11</sup> is isopropyl, each R<sup>12</sup> is methyl, and each R<sup>13</sup> is naphthyl.

**[0095]** In certain embodiments, provided herein are compounds according to any of Formulas 3001-3004b, wherein each W is O and each R<sup>11</sup> is isopropyl. In certain embodiments, provided herein are compounds according to any of Formulas 3001-3004b, wherein each W is O and each R<sup>12</sup> is methyl. In certain embodiments, provided herein are compounds according to any of Formulas 3001-3004b, wherein each W is O and each R<sup>13</sup> is phenyl. In certain embodiments, provided herein are compounds according to any of Formulas 3001-3004b, wherein each W is O and each R<sup>13</sup> is naphthyl. In certain embodiments, provided herein are compounds according to any of Formulas 3001-3004b, wherein each W is O, each R<sup>11</sup> is isopropyl, each R<sup>12</sup> is methyl, and each R<sup>13</sup> is phenyl or naphthyl. In certain embodiments, provided herein are compounds according to any of Formulas 3001-3004b, wherein each W is O, each R<sup>11</sup> is isopropyl, each R<sup>12</sup> is methyl, and each R<sup>13</sup> is phenyl. In certain embodiments, provided herein are compounds according to any of Formulas 3001-3004b, wherein each W is O, each R<sup>11</sup> is isopropyl, each R<sup>12</sup> is methyl, and each R<sup>13</sup> is naphthyl.

**[0096]** In certain embodiments, provided herein are compounds according to any of Formulas 3001-3004b, wherein each W is S and each R<sup>11</sup> is isopropyl. In certain embodiments, provided herein are compounds according to any of Formulas 3001-3004b, wherein each W is S and each R<sup>12</sup> is methyl. In certain embodiments, provided herein are compounds according to any of Formulas 3001-3004b, wherein each W is S and each R<sup>13</sup> is phenyl or naphthyl. In certain embodiments, provided herein are compounds according to any of Formulas 3001-3004b, wherein each W is S, each R<sup>11</sup> is isopropyl, each R<sup>12</sup> is methyl, and each R<sup>13</sup> is phenyl or naphthyl. In certain embodiments, provided herein are compounds according to any of Formulas 3001-3004b, wherein each W is S, each R<sup>11</sup> is isopropyl, each R<sup>12</sup> is methyl, and each R<sup>13</sup> is phenyl. In certain embodiments, provided herein are compounds according to any of Formulas 3001-3004b, wherein each W is S, each R<sup>11</sup> is isopropyl, each R<sup>12</sup> is methyl, and each R<sup>13</sup> is naphthyl.

**[0097]** In certain embodiments, provided herein are compounds according to Formula 2001:

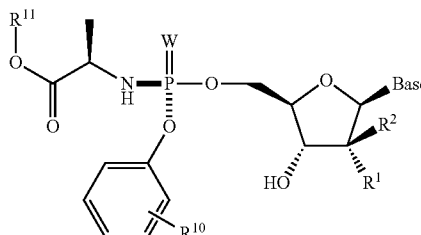
Formula 2001



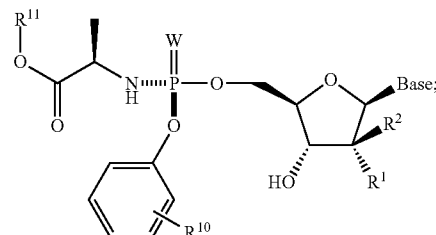
or a pharmaceutically acceptable salt, solvate, stereoisomeric form, tautomeric form, or polymorphic form thereof, wherein: Base is a nucleobase; W is O or S; R<sup>1</sup> is cyano, azido, or amino; R<sup>2</sup> is hydrogen, halogen, C<sub>1</sub>-C<sub>6</sub> alkyl, C<sub>1</sub>-C<sub>6</sub> haloalkyl, C<sub>1</sub>-C<sub>6</sub> hydroxyalkyl, C<sub>2</sub>-C<sub>6</sub> alkenyl, C<sub>2</sub>-C<sub>6</sub> alkynyl, or C<sub>3</sub>-C<sub>7</sub> cycloalkyl; R<sup>10</sup> is hydrogen, halogen, alkyl, cycloalkyl, or aryl; and R<sup>11</sup> is alkyl, cycloalkyl, or aryl.

**[0098]** In certain embodiments, provided herein are compounds according to Formula 2001a or 2001b:

Formula 2001a



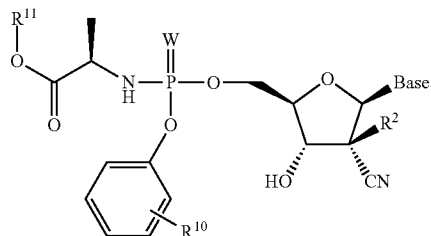
Formula 2001b



or a pharmaceutically acceptable salt, solvate, stereoisomeric form, tautomeric form, or polymorphic form thereof, wherein Base, W, R<sup>1</sup>, R<sup>2</sup>, R<sup>10</sup>, and R<sup>11</sup> are as defined in the context of Formula 2001.

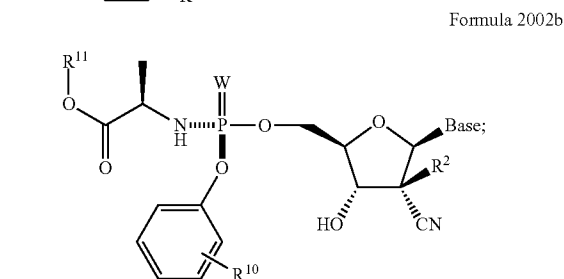
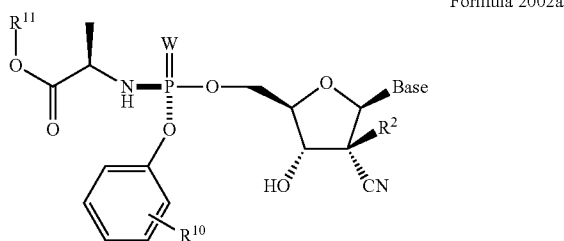
**[0099]** In certain embodiments, provided herein are compounds according to Formula 2002:

Formula 2002



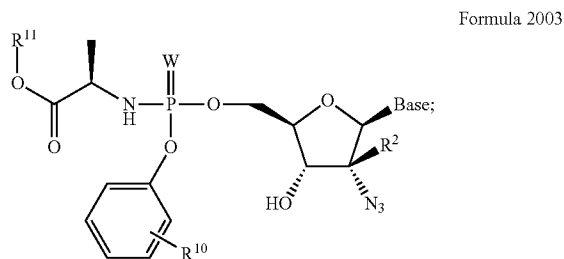
or a pharmaceutically acceptable salt, solvate, stereoisomeric form, tautomeric form, or polymorphic form thereof, wherein Base, W, R<sup>2</sup>, R<sup>10</sup>, and R<sup>11</sup> are as defined in the context of Formula 2001.

[0100] In certain embodiments, provided herein are compounds according to Formula 2002a or 2002b:



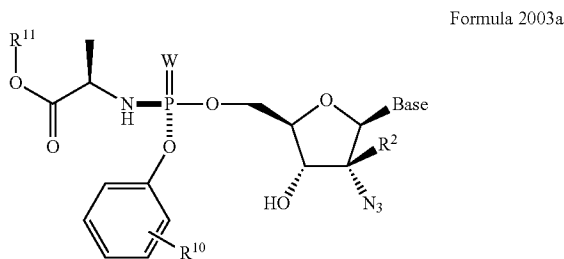
or a pharmaceutically acceptable salt, solvate, stereoisomeric form, tautomeric form, or polymorphic form thereof, wherein Base, W, R<sup>2</sup>, R<sup>10</sup>, and R<sup>11</sup> are as defined in the context of Formula 2001.

[0101] In certain embodiments, provided herein are compounds according to Formula 2003:



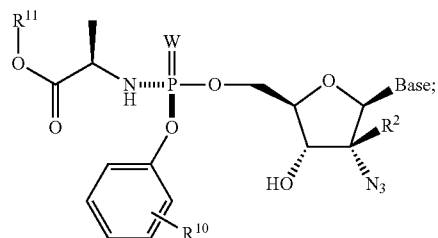
or a pharmaceutically acceptable salt, solvate, stereoisomeric form, tautomeric form, or polymorphic form thereof, wherein Base, W, R<sup>2</sup>, R<sup>10</sup>, and R<sup>11</sup> are as defined in the context of Formula 2001.

[0102] In certain embodiments, provided herein are compounds according to Formula 2003a or 2003b:



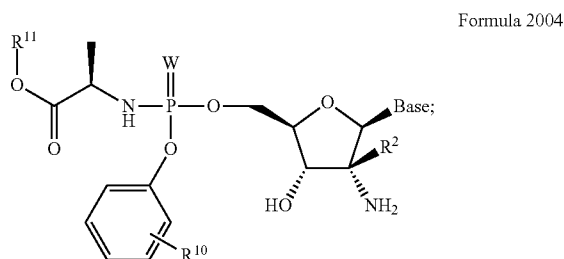
-continued

Formula 2003b



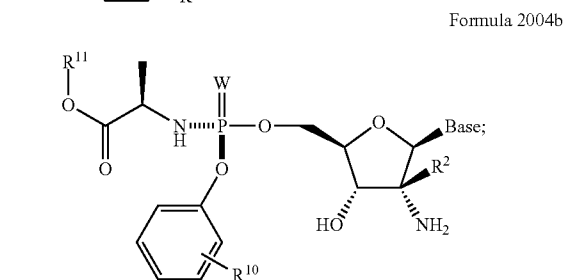
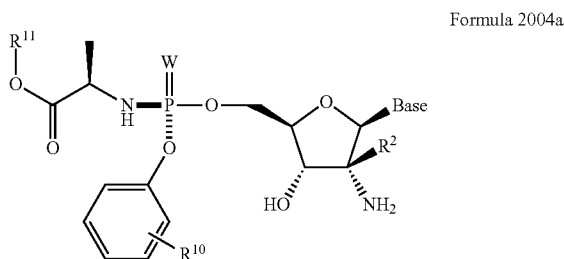
or a pharmaceutically acceptable salt, solvate, stereoisomeric form, tautomeric form, or polymorphic form thereof, wherein Base, W, R<sup>2</sup>, R<sup>10</sup>, and R<sup>11</sup> are as defined in the context of Formula 2001.

[0103] In certain embodiments, provided herein are compounds according to Formula 2004:



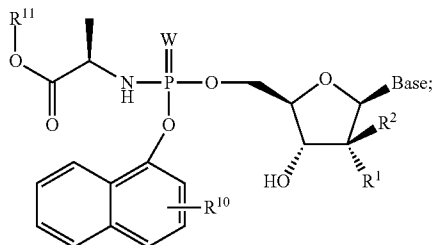
or a pharmaceutically acceptable salt, solvate, stereoisomeric form, tautomeric form, or polymorphic form thereof, wherein Base, W, R<sup>2</sup>, R<sup>10</sup>, and R<sup>11</sup> are as defined in the context of Formula 2001.

[0104] In certain embodiments, provided herein are compounds according to Formula 2004a or 2004b:



or a pharmaceutically acceptable salt, solvate, stereoisomeric form, tautomeric form, or polymorphic form thereof, wherein Base, W, R<sup>2</sup>, R<sup>10</sup>, and R<sup>11</sup> are as defined in the context of Formula 2001.

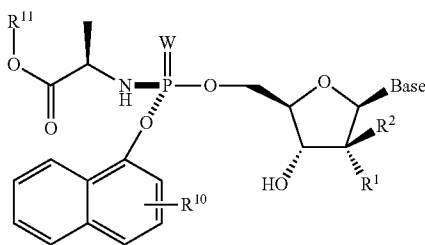
**[0105]** In certain embodiments, provided herein are compounds according to Formula 2501:



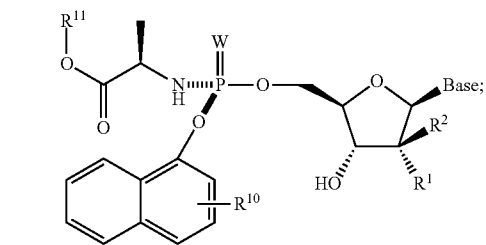
Formula 2501

or a pharmaceutically acceptable salt, solvate, stereoisomeric form, tautomeric form, or polymorphic form thereof, wherein: Base is a nucleobase; W is O or S; R<sup>1</sup> is cyano, azido, or amino; R<sup>2</sup> is hydrogen, halogen, C<sub>1</sub>-C<sub>6</sub> alkyl, C<sub>1</sub>-C<sub>6</sub> haloalkyl, C<sub>1</sub>-C<sub>6</sub> hydroxyalkyl, C<sub>2</sub>-C<sub>6</sub> alkenyl, C<sub>2</sub>-C<sub>6</sub> alkynyl, or C<sub>3</sub>-C<sub>7</sub> cycloalkyl; R<sup>10</sup> is hydrogen, alkyl, or halo; and R<sup>11</sup> is hydrogen, alkyl, cycloalkyl, or aryl.

**[0106]** In certain embodiments, provided herein are compounds according to Formula 2501a or 2501b:



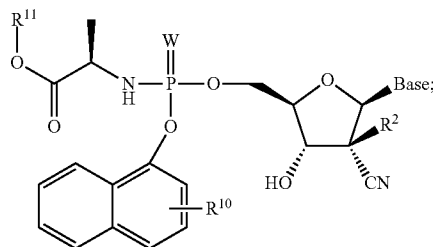
Formula 2501a



Formula 2501b

or a pharmaceutically acceptable salt, solvate, stereoisomeric form, tautomeric form, or polymorphic form thereof, wherein Base, W, R<sup>1</sup>, R<sup>2</sup>, R<sup>10</sup>, and R<sup>11</sup> are as defined in the context of Formula 2501.

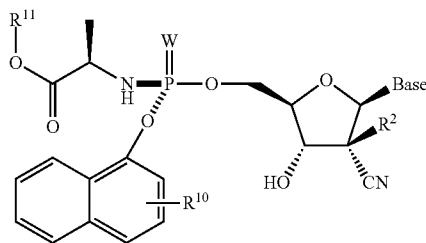
**[0107]** In certain embodiments, provided herein are compounds according to Formula 2502:



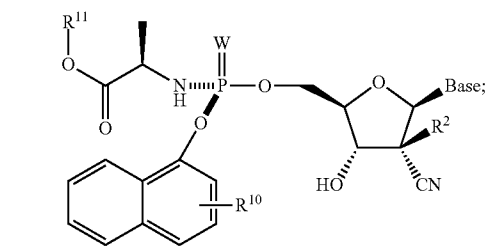
Formula 2502

or a pharmaceutically acceptable salt, solvate, stereoisomeric form, tautomeric form, or polymorphic form thereof, wherein Base, W, R<sup>2</sup>, R<sup>10</sup>, and R<sup>11</sup> are as defined in the context of Formula 2501.

**[0108]** In certain embodiments, provided herein are compounds according to Formula 2502a or 2502b:



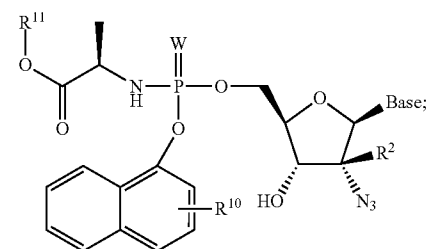
Formula 2502a



Formula 2502b

or a pharmaceutically acceptable salt, solvate, stereoisomeric form, tautomeric form, or polymorphic form thereof, wherein Base, W, R<sup>2</sup>, R<sup>10</sup>, and R<sup>11</sup> are as defined in the context of Formula 2501.

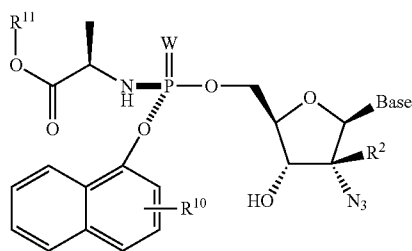
**[0109]** In certain embodiments, provided herein are compounds according to Formula 2503:



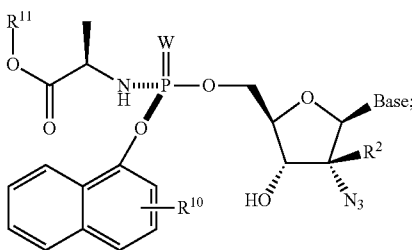
Formula 2503

or a pharmaceutically acceptable salt, solvate, stereoisomeric form, tautomeric form, or polymorphic form thereof, wherein Base, W, R<sup>2</sup>, R<sup>10</sup>, and R<sup>11</sup> are as defined in the context of Formula 2501.

**[0110]** In certain embodiments, provided herein are compounds according to Formula 2503a or 2503b:



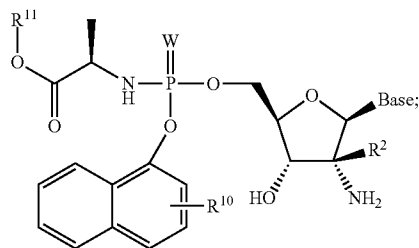
Formula 2503a



Formula 2503b

or a pharmaceutically acceptable salt, solvate, stereoisomeric form, tautomeric form, or polymorphic form thereof, wherein Base, W, R<sup>2</sup>, R<sup>10</sup>, and R<sup>11</sup> are as defined in the context of Formula 2501.

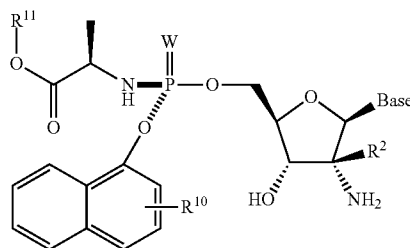
**[0111]** In certain embodiments, provided herein are compounds according to Formula 2504:



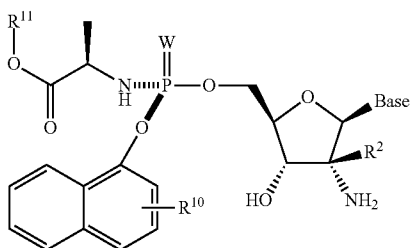
Formula 2504

or a pharmaceutically acceptable salt, solvate, stereoisomeric form, tautomeric form, or polymorphic form thereof, wherein Base, W, R<sup>2</sup>, R<sup>10</sup>, and R<sup>11</sup> are as defined in the context of Formula 2501.

**[0112]** In certain embodiments, provided herein are compounds according to Formula 2504a or 2504b:



Formula 2504a



Formula 2504b

or a pharmaceutically acceptable salt, solvate, stereoisomeric form, tautomeric form, or polymorphic form thereof, wherein Base, W, R<sup>2</sup>, R<sup>10</sup>, and R<sup>11</sup> are as defined in the context of Formula 2501.

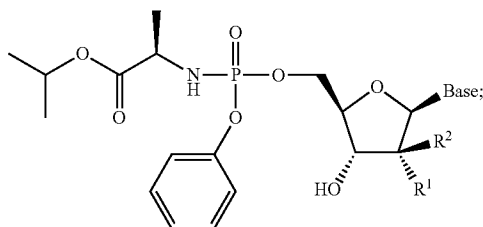
**[0113]** In certain embodiments, provided herein are compounds according to any of Formulas 2001-2004b and 2501-2504b, wherein each W is O. In certain embodiments, provided herein are compounds according to any of Formulas 2001-2004b and 2501-2504b, wherein each W is S. In certain embodiments, provided herein are compounds according to any of Formulas 2001-2004b and 2501-2504b, wherein each R<sup>11</sup> is isopropyl. In certain embodiments, provided herein are compounds according to any of Formulas 2001-2004b and 2501-2504b, wherein each R<sup>10</sup> is hydrogen. In certain embodiments, provided herein are compounds according to any of Formulas 2001-2004b and 2501-2504b, wherein each R<sup>10</sup> is hydrogen and each R<sup>11</sup> is isopropyl.

**[0114]** In certain embodiments, provided herein are compounds according to any of Formulas 2001-2004b and 2501-2504b, wherein each W is O and each R<sup>11</sup> is isopropyl. In certain embodiments, provided herein are compounds according to any of Formulas 2001-2004b and 2501-2504b, wherein each W is O and each R<sup>10</sup> is hydrogen. In certain embodiments, provided herein are compounds according to any of Formulas 2001-2004b and 2501-2504b, wherein each W is O, each R<sup>11</sup> is isopropyl, and each R<sup>10</sup> is hydrogen.

**[0115]** In certain embodiments, provided herein are compounds according to any of Formulas 2001-2004b and 2501-2504b, wherein each W is S and each R<sup>11</sup> is isopropyl. In certain embodiments, provided herein are compounds according to any of Formulas 2001-2004b and 2501-2504b, wherein each W is S and each R<sup>10</sup> is hydrogen. In certain embodiments, provided herein are compounds according to any of Formulas 2001-2004b and 2501-2504b, wherein each W is S, each R<sup>11</sup> is isopropyl, and each R<sup>10</sup> is hydrogen.

[0116] In certain embodiments, provided herein are compounds according to Formula I:

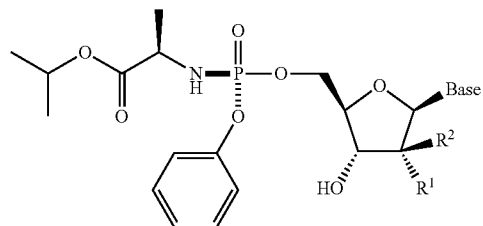
Formula I



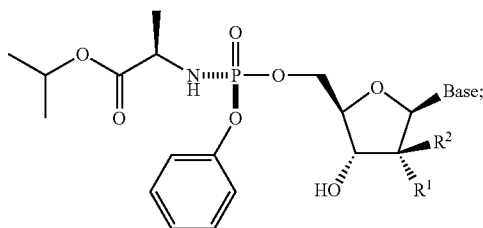
or a pharmaceutically acceptable salt, solvate, stereoisomeric form, tautomeric form, or polymorphic form thereof, wherein: Base is a nucleobase; R<sup>1</sup> is cyano, azido, or amino; and R<sup>2</sup> is hydrogen, halogen, C<sub>1</sub>-C<sub>6</sub> alkyl, C<sub>1</sub>-C<sub>6</sub> haloalkyl, C<sub>1</sub>-C<sub>6</sub> hydroxyalkyl, C<sub>2</sub>-C<sub>6</sub> alkenyl, C<sub>2</sub>-C<sub>6</sub> alkynyl, or C<sub>3</sub>-C<sub>7</sub> cycloalkyl.

[0117] In certain embodiments, provided herein are compounds according to Formula Ia or Ib:

Formula Ia



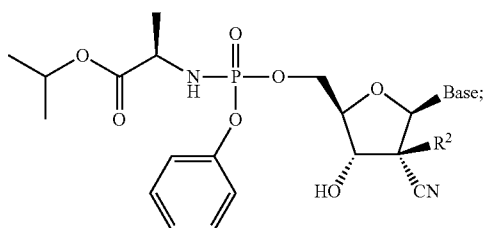
Formula Ib



or a pharmaceutically acceptable salt, solvate, stereoisomeric form, tautomeric form, or polymorphic form thereof, wherein Base, R<sup>1</sup>, and R<sup>2</sup> are as defined in the context of Formula I.

[0118] In certain embodiments, provided herein are compounds according to Formula II:

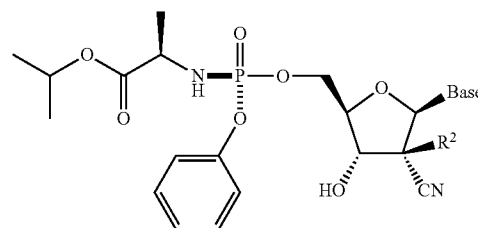
Formula II



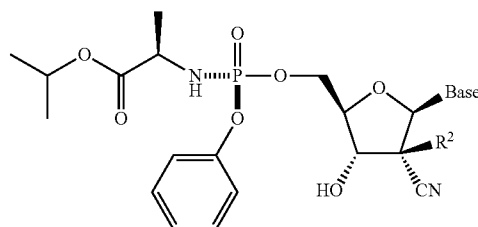
or a pharmaceutically acceptable salt, solvate, stereoisomeric form, tautomeric form, or polymorphic form thereof, wherein Base and R<sup>2</sup> are as defined in the context of Formula I.

[0119] In certain embodiments, provided herein are compounds according to Formula IIa or IIb:

Formula IIa



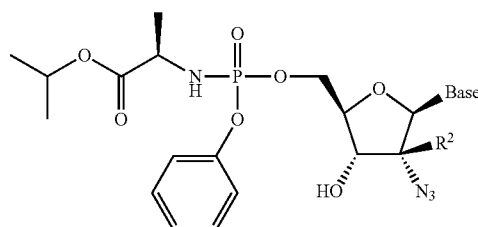
Formula IIb



or a pharmaceutically acceptable salt, solvate, stereoisomeric form, tautomeric form, or polymorphic form thereof, wherein Base and R<sup>2</sup> are as defined in the context of Formula I.

[0120] In certain embodiments, provided herein are compounds according to Formula III:

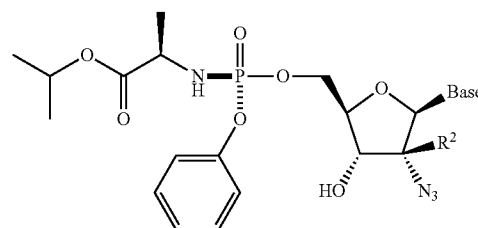
Formula III



or a pharmaceutically acceptable salt, solvate, stereoisomeric form, tautomeric form, or polymorphic form thereof, wherein Base and R<sup>2</sup> are as defined in the context of Formula I.

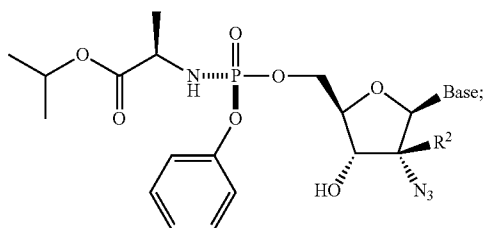
[0121] In certain embodiments, provided herein are compounds according to Formula IIIa or IIIb:

Formula IIIa



-continued

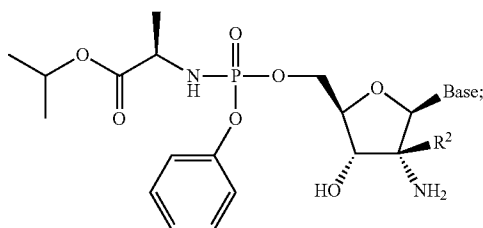
Formula IIIb



or a pharmaceutically acceptable salt, solvate, stereoisomeric form, tautomeric form, or polymorphic form thereof, wherein Base and R<sup>2</sup> are as defined in the context of Formula I.

[0122] In certain embodiments, provided herein are compounds according to Formula IV:

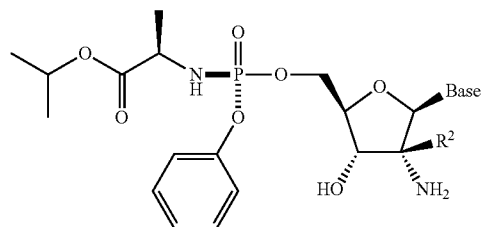
Formula IV



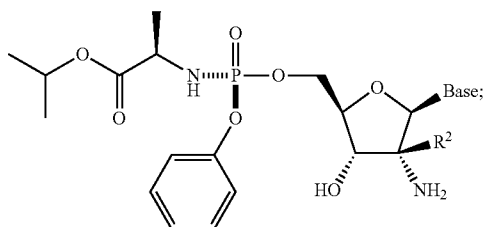
or a pharmaceutically acceptable salt, solvate, stereoisomeric form, tautomeric form, or polymorphic form thereof, wherein Base and R<sup>2</sup> are as defined in the context of Formula I.

[0123] In certain embodiments, provided herein are compounds according to Formula IVa or IVb:

Formula IVa



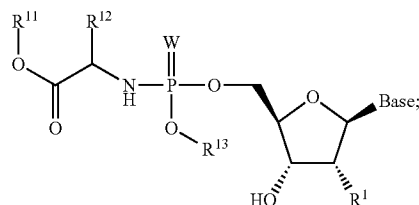
Formula IVb



or a pharmaceutically acceptable salt, solvate, stereoisomeric form, tautomeric form, or polymorphic form thereof, wherein Base and R<sup>2</sup> are as defined in the context of Formula I.

[0124] In certain embodiments, provided herein are compounds according to Formula 4001:

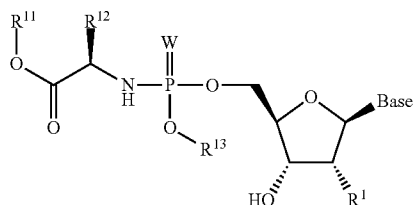
Formula 4001



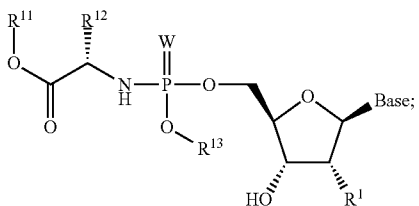
or a pharmaceutically acceptable salt, solvate, stereoisomeric form, tautomeric form, or polymorphic form thereof, wherein: Base is a nucleobase; W is O or S; R<sup>1</sup> is cyano, azido, or amino; R<sup>2</sup> is hydrogen, halogen, C<sub>1</sub>-C<sub>6</sub> alkyl, C<sub>1</sub>-C<sub>6</sub> haloalkyl, C<sub>1</sub>-C<sub>6</sub> hydroxyalkyl, C<sub>2</sub>-C<sub>6</sub> alkenyl, C<sub>2</sub>-C<sub>6</sub> alkynyl, or C<sub>3</sub>-C<sub>7</sub> cycloalkyl; R<sup>11</sup> is hydrogen, alkyl, cycloalkyl, or aryl; R<sup>12</sup> is alkyl; and R<sup>13</sup> is hydrogen, alkyl, alkenyl, alkynyl, heterocycloalkyl, cycloalkyl, aryl, or heteroaryl.

[0125] In certain embodiments, provided herein are compounds according to Formula 4001a or 4001b:

Formula 4001a



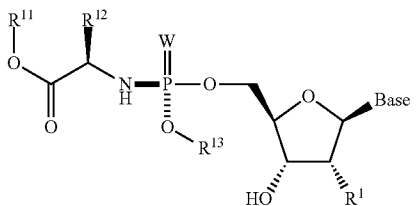
Formula 4001b



or a pharmaceutically acceptable salt, solvate, stereoisomeric form, tautomeric form, or polymorphic form thereof, wherein Base, W, R<sup>1</sup>, R<sup>11</sup>, R<sup>12</sup>, and R<sup>13</sup> are as defined in the context of Formula 4001.

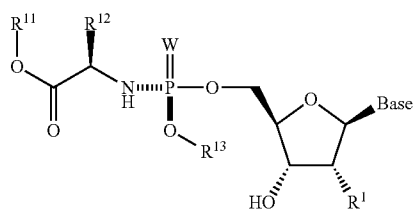
[0126] In certain embodiments, provided herein are compounds according to Formula 4001ai, 4001aii, 4001bi, or 4001bii:

Formula 4001ai

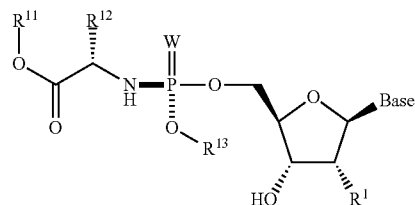




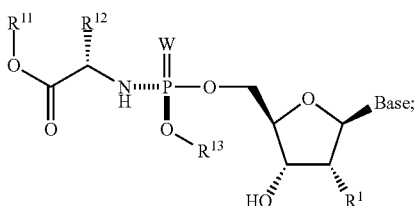
-continued



Formula 4001ai



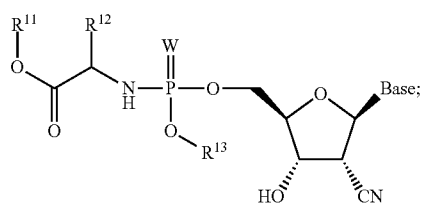
Formula 4001bi



Formula 4001bii

or a pharmaceutically acceptable salt, solvate, stereoisomeric form, tautomeric form, or polymorphic form thereof, wherein Base, W, R<sup>1</sup>, R<sup>11</sup>, R<sup>12</sup>, and R<sup>13</sup> are as defined in the context of Formula 4001.

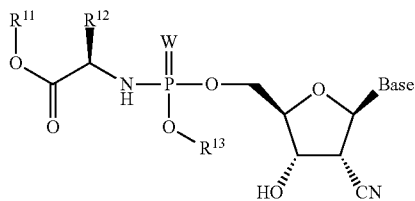
[0127] In certain embodiments, provided herein are compounds according to Formula 4002:



Formula 4002

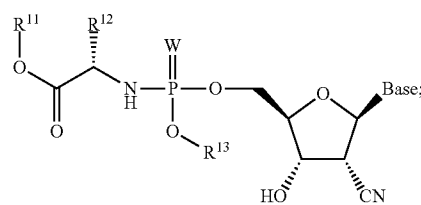
or a pharmaceutically acceptable salt, solvate, stereoisomeric form, tautomeric form, or polymorphic form thereof, wherein Base, W, R<sup>11</sup>, R<sup>12</sup>, and R<sup>13</sup> are as defined in the context of Formula 4001.

[0128] In certain embodiments, provided herein are compounds according to Formula 4002a or 4002b:



Formula 4002a

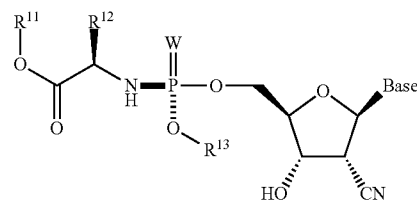
-continued



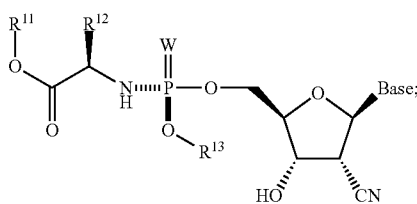
Formula 4002b

or a pharmaceutically acceptable salt, solvate, stereoisomeric form, tautomeric form, or polymorphic form thereof, wherein Base, W, R<sup>11</sup>, R<sup>12</sup>, and R<sup>13</sup> are as defined in the context of Formula 4001.

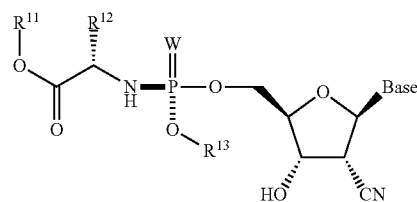
[0129] In certain embodiments, provided herein are compounds according to Formula 4002ai, 4002aii, 4002bi, or 4002bii:



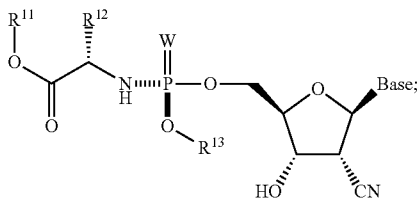
Formula 4002ai



Formula 4002aii



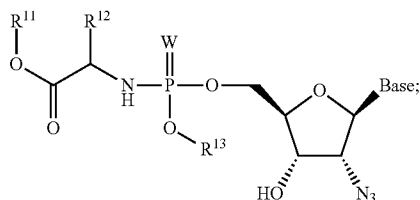
Formula 4002bi



Formula 4002bii

or a pharmaceutically acceptable salt, solvate, stereoisomeric form, tautomeric form, or polymorphic form thereof, wherein Base, W, R<sup>11</sup>, R<sup>12</sup>, and R<sup>13</sup> are as defined in the context of Formula 4001.

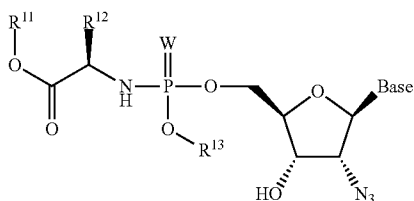
[0130] In certain embodiments, provided herein are compounds according to Formula 4003:



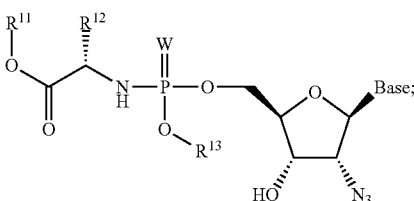
Formula 4003

or a pharmaceutically acceptable salt, solvate, stereoisomeric form, tautomeric form, or polymorphic form thereof, wherein Base, W, R<sup>11</sup>, R<sup>12</sup>, and R<sup>13</sup> are as defined in the context of Formula 4001.

[0131] In certain embodiments, provided herein are compounds according to Formula 4003a or 4003b:



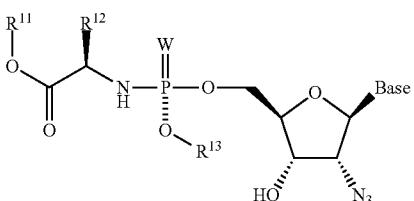
Formula 4003a



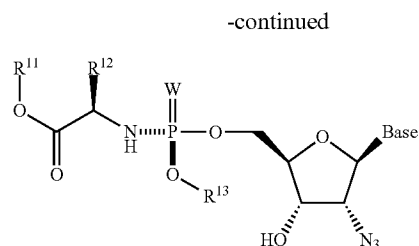
Formula 4003b

or a pharmaceutically acceptable salt, solvate, stereoisomeric form, tautomeric form, or polymorphic form thereof, wherein Base, W, R<sup>11</sup>, R<sup>12</sup>, and R<sup>13</sup> are as defined in the context of Formula 4001.

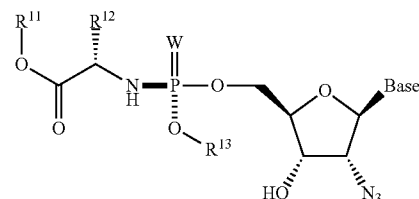
[0132] In certain embodiments, provided herein are compounds according to Formula 4003ai, 4003aai, 4003bi, or 4003bii:



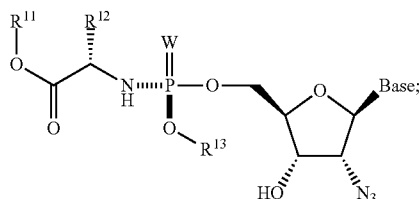
Formula 4003ai



Formula 4003ai



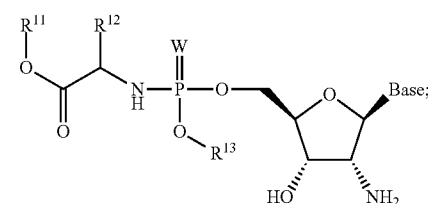
Formula 4003bi



Formula 4003bii

or a pharmaceutically acceptable salt, solvate, stereoisomeric form, tautomeric form, or polymorphic form thereof, wherein Base, W, R<sup>11</sup>, R<sup>12</sup>, and R<sup>13</sup> are as defined in the context of Formula 4001.

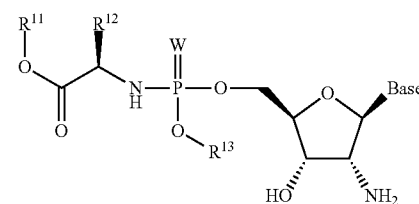
[0133] In certain embodiments, provided herein are compounds according to Formula 4004:



Formula 4004

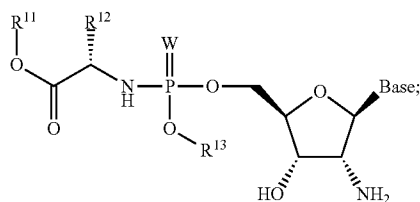
or a pharmaceutically acceptable salt, solvate, stereoisomeric form, tautomeric form, or polymorphic form thereof, wherein Base, W, R<sup>11</sup>, R<sup>12</sup>, and R<sup>13</sup> are as defined in the context of Formula 4001.

[0134] In certain embodiments, provided herein are compounds according to Formula 4004a or 4004b:



Formula 4004a

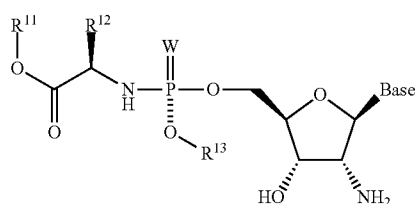
-continued



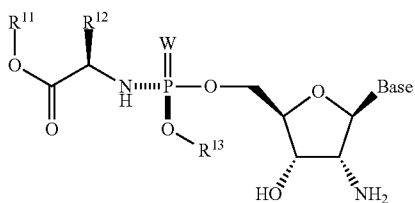
Formula 4004b

or a pharmaceutically acceptable salt, solvate, stereoisomeric form, tautomeric form, or polymorphic form thereof, wherein Base, W, R<sup>11</sup>, R<sup>12</sup>, and R<sup>13</sup> are as defined in the context of Formula 4001.

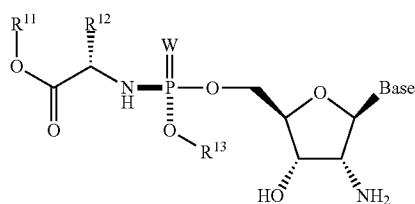
[0135] In certain embodiments, provided herein are compounds according to Formula 4004ai, 4004aai, 4004bi, or 4004bii:



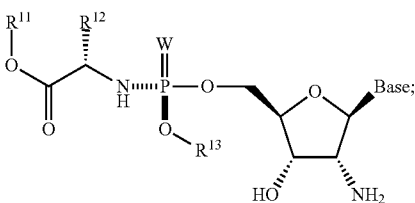
Formula 4004ai



Formula 4004aai



Formula 4004bi



Formula 4004bii

or a pharmaceutically acceptable salt, solvate, stereoisomeric form, tautomeric form, or polymorphic form thereof, wherein Base, W, R<sup>11</sup>, R<sup>12</sup>, and R<sup>13</sup> are as defined in the context of Formula 4001.

[0136] In certain embodiments, provided herein are compounds according to any of Formulas 4001-4004bii, wherein each W is O. In certain embodiments, provided herein are compounds according to any of Formulas 4001-4004bii, wherein each W is S.

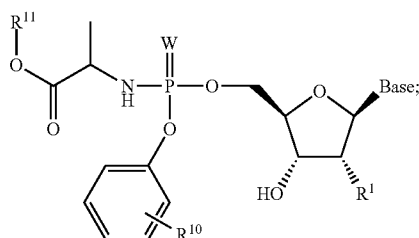
[0137] In certain embodiments, provided herein are compounds according to any of Formulas 4001-4004bii, wherein each R<sup>11</sup> is isopropyl. In certain embodiments, provided herein are compounds according to any of Formulas 4001-4004bii, wherein each R<sup>12</sup> is methyl. In certain embodiments, provided herein are compounds according to any of Formulas 4001-4004bii, wherein each R<sup>13</sup> is phenyl. In certain embodiments, provided herein are compounds according to any of Formulas 4001-4004bii, wherein each R<sup>13</sup> is naphthyl. In certain embodiments, provided herein are compounds according to any of Formulas 4001-4004bii, wherein each R<sup>13</sup> is phenyl or naphthyl, and each R<sup>11</sup> is isopropyl. In certain embodiments, provided herein are compounds according to any of Formulas 4001-4004bii, wherein each R<sup>13</sup> is phenyl and each R<sup>11</sup> is isopropyl. In certain embodiments, provided herein are compounds according to any of Formulas 4001-4004bii, wherein each R<sup>13</sup> is naphthyl and each R<sup>11</sup> is isopropyl. In certain embodiments, provided herein are compounds according to any of Formulas 4001-4004bii, wherein each R<sup>13</sup> is phenyl, each R<sup>12</sup> is methyl, and each R<sup>11</sup> is isopropyl. In certain embodiments, provided herein are compounds according to any of Formulas 4001-4004bii, wherein each R<sup>13</sup> is naphthyl, each R<sup>12</sup> is methyl, and each R<sup>11</sup> is isopropyl.

[0138] In certain embodiments, provided herein are compounds according to any of Formulas 4001-4004bii, wherein each W is O and each R<sup>11</sup> is isopropyl. In certain embodiments, provided herein are compounds according to any of Formulas 4001-4004bii, wherein each W is O and each R<sup>12</sup> is methyl. In certain embodiments, provided herein are compounds according to any of Formulas 4001-4004bii, wherein each W is O and each R<sup>13</sup> is phenyl or naphthyl. In certain embodiments, provided herein are compounds according to any of Formulas 4001-4004bii, wherein each W is O and each R<sup>13</sup> is phenyl. In certain embodiments, provided herein are compounds according to any of Formulas 4001-4004bii, wherein each W is O and each R<sup>13</sup> is naphthyl. In certain embodiments, provided herein are compounds according to any of Formulas 4001-4004bii, wherein each W is O, each R<sup>11</sup> is isopropyl, and each R<sup>13</sup> is phenyl. In certain embodiments, provided herein are compounds according to any of Formulas 4001-4004bii, wherein each W is O, each R<sup>11</sup> is isopropyl, and each R<sup>13</sup> is naphthyl. In certain embodiments, provided herein are compounds according to any of Formulas 4001-4004bii, wherein each W is O, each R<sup>11</sup> is isopropyl, each R<sup>12</sup> is methyl, and each R<sup>13</sup> is phenyl. In certain embodiments, provided herein are compounds according to any of Formulas 4001-4004bii, wherein each W is O, each R<sup>11</sup> is isopropyl, each R<sup>12</sup> is methyl, and each R<sup>13</sup> is naphthyl.

[0139] In certain embodiments, provided herein are compounds according to any of Formulas 4001-4004bii, wherein each W is S and each R<sup>11</sup> is isopropyl. In certain embodiments, provided herein are compounds according to any of Formulas 4001-4004bii, wherein each W is S and each R<sup>12</sup> is methyl. In certain embodiments, provided herein are compounds according to any of Formulas 4001-4004bii, wherein each W is S and each R<sup>13</sup> is phenyl or naphthyl. In certain embodiments, provided herein are compounds according to any of Formulas 4001-4004bii, wherein each W is S and each R<sup>13</sup> is phenyl. In certain embodiments, provided herein are compounds according to any of Formulas 4001-4004bii, wherein each W is S and each R<sup>13</sup> is naphthyl. In certain embodiments, provided herein are compounds according to any of Formulas 4001-4004bii, wherein each W is S, each R<sup>11</sup> is isopropyl, and each R<sup>13</sup> is phenyl. In certain embodiments,

provided herein are compounds according to any of Formulas 4001-4004bii, wherein each W is S, each R<sup>11</sup> is isopropyl, and each R<sup>13</sup> is naphthyl. In certain embodiments, provided herein are compounds according to any of Formulas 4001-4004bii, wherein each W is S, each R<sup>11</sup> is isopropyl, each R<sup>12</sup> is methyl, and each R<sup>13</sup> is phenyl. In certain embodiments, provided herein are compounds according to any of Formulas 4001-4004bii, wherein each W is S, each R<sup>11</sup> is isopropyl, each R<sup>12</sup> is methyl, and each R<sup>13</sup> is naphthyl.

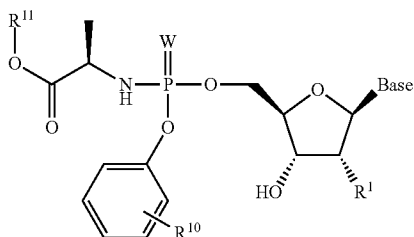
**[0140]** In certain embodiments, provided herein are compounds according to Formula 1001:



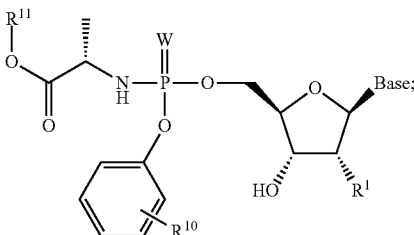
Formula 1001

or a pharmaceutically acceptable salt, solvate, stereoisomeric form, tautomeric form, or polymorphic form thereof, wherein: Base is a nucleobase; W is O or S; R<sup>1</sup> is cyano, azido, or amino; R<sup>10</sup> is hydrogen, halogen, alkyl, cycloalkyl, or aryl; and R<sup>11</sup> is alkyl, cycloalkyl, or aryl.

**[0141]** In certain embodiments, provided herein are compounds according to Formula 1001a or 1001b:



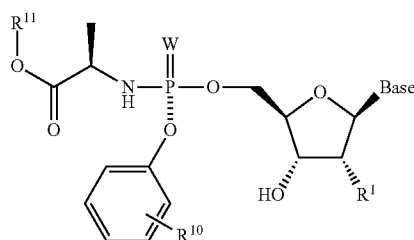
Formula 1001a



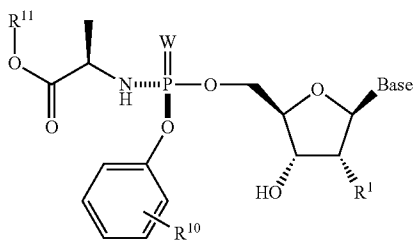
Formula 1001b

or a pharmaceutically acceptable salt, solvate, stereoisomeric form, tautomeric form, or polymorphic form thereof, wherein Base, W, R<sup>1</sup>, R<sup>10</sup>, and R<sup>11</sup> are as defined in the context of Formula 1001.

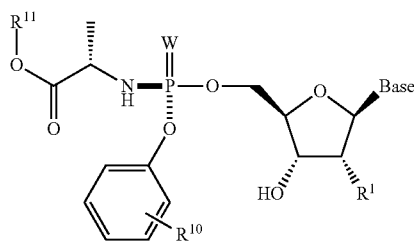
**[0142]** In certain embodiments, provided herein are compounds according to Formula 1001ai, 1001aai, 1001bi, or 1001bii:



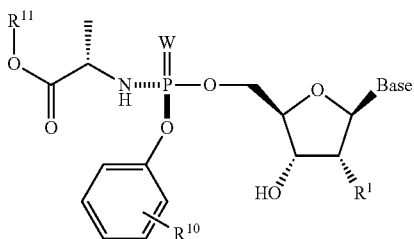
Formula 1001ai



Formula 1001aai



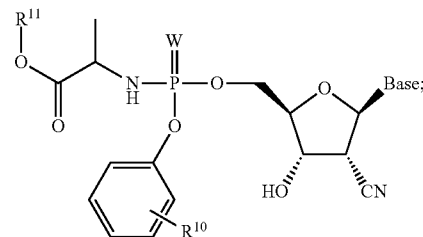
Formula 1001bi



Formula 1001bii

or a pharmaceutically acceptable salt, solvate, stereoisomeric form, tautomeric form, or polymorphic form thereof, wherein Base, W, R<sup>1</sup>, R<sup>10</sup>, and R<sup>11</sup> are as defined in the context of Formula 1001.

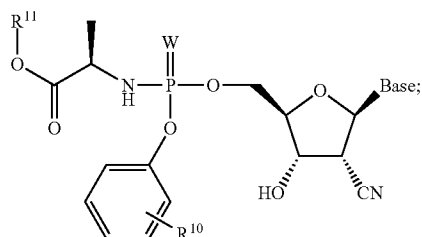
**[0143]** In certain embodiments, provided herein are compounds according to Formula 1002:



Formula 1002

or a pharmaceutically acceptable salt, solvate, stereoisomeric form, tautomeric form, or polymorphic form thereof, wherein Base, W, R<sup>10</sup>, and R<sup>11</sup> are as defined in the context of Formula 1001.

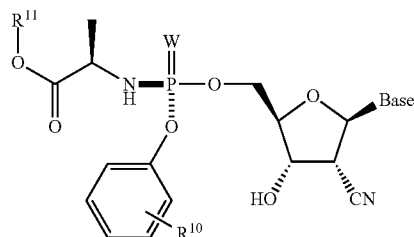
[0144] In certain embodiments, provided herein are compounds according to Formula 1002a:



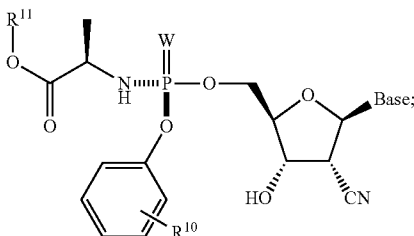
Formula 1002a

or a pharmaceutically acceptable salt, solvate, stereoisomeric form, tautomeric form, or polymorphic form thereof, wherein Base, W, R<sup>10</sup>, and R<sup>11</sup> are as defined in the context of Formula 1001.

[0145] In certain embodiments, provided herein are compounds according to Formula 1002ai or 1002aai:



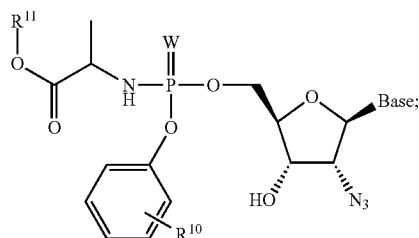
Formula 1002ai



Formula 1002aai

or a pharmaceutically acceptable salt, solvate, stereoisomeric form, tautomeric form, or polymorphic form thereof, wherein Base, W, R<sup>10</sup>, and R<sup>11</sup> are as defined in the context of Formula 1001.

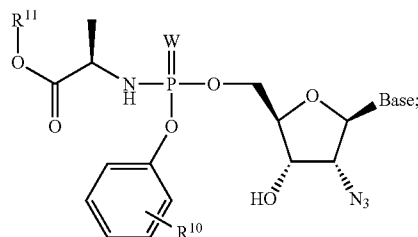
[0146] In certain embodiments, provided herein are compounds according to Formula 1003:



Formula 1003

or a pharmaceutically acceptable salt, solvate, stereoisomeric form, tautomeric form, or polymorphic form thereof, wherein Base, W, R<sup>10</sup>, and R<sup>11</sup> are as defined in the context of Formula 1001.

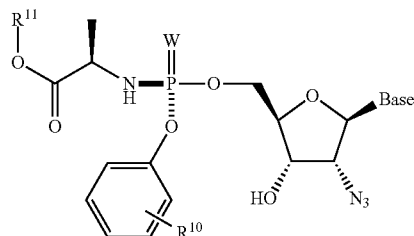
[0147] In certain embodiments, provided herein are compounds according to Formula 1003a:



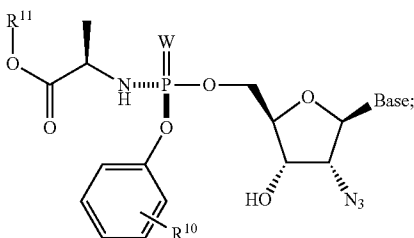
Formula 1003a

or a pharmaceutically acceptable salt, solvate, stereoisomeric form, tautomeric form, or polymorphic form thereof, wherein Base, W, R<sup>10</sup>, and R<sup>11</sup> are as defined in the context of Formula 1001.

[0148] In certain embodiments, provided herein are compounds according to Formula 1003ai or 1003aai:



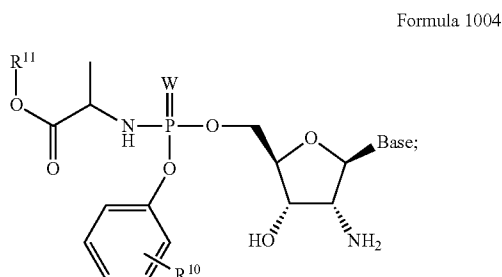
Formula 1003ai



Formula 1003aai

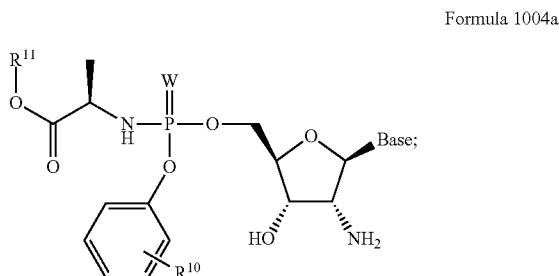
or a pharmaceutically acceptable salt, solvate, stereoisomeric form, tautomeric form, or polymorphic form thereof, wherein Base, W, R<sup>10</sup>, and R<sup>11</sup> are as defined in the context of Formula 1001.

[0149] In certain embodiments, provided herein are compounds according to Formula 1004:



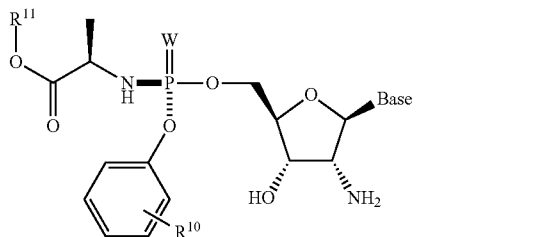
or a pharmaceutically acceptable salt, solvate, stereoisomeric form, tautomeric form, or polymorphic form thereof, wherein Base, W, R<sup>10</sup>, and R<sup>11</sup> are as defined in the context of Formula 1001.

[0150] In certain embodiments, provided herein are compounds according to Formula 1004a:



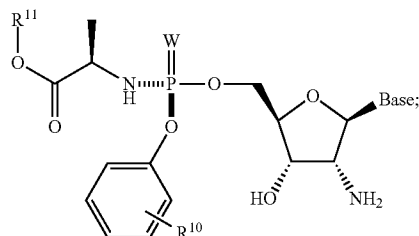
or a pharmaceutically acceptable salt, solvate, stereoisomeric form, tautomeric form, or polymorphic form thereof, wherein Base, W, R<sup>10</sup>, and R<sup>11</sup> are as defined in the context of Formula 1001.

[0151] In certain embodiments, provided herein are compounds according to Formula 1004ai or 1004aii:



-continued

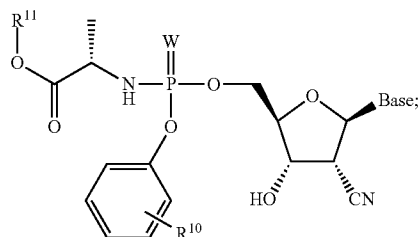
Formula 1004aii



or a pharmaceutically acceptable salt, solvate, stereoisomeric form, tautomeric form, or polymorphic form thereof, wherein Base, W, R<sup>10</sup>, and R<sup>11</sup> are as defined in the context of Formula 1001.

[0152] In certain embodiments, provided herein are compounds according to Formula 1002b:

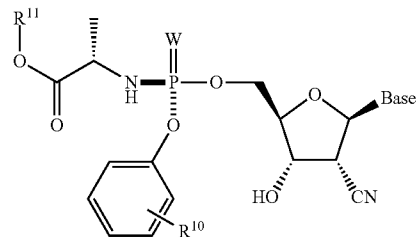
Formula 1002b



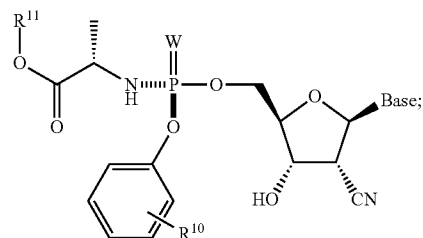
or a pharmaceutically acceptable salt, solvate, stereoisomeric form, tautomeric form, or polymorphic form thereof, wherein Base, W, R<sup>10</sup>, and R<sup>11</sup> are as defined in the context of Formula 1001.

[0153] In certain embodiments, provided herein are compounds according to Formula 1002bi or 1002bii:

Formula 1002bi

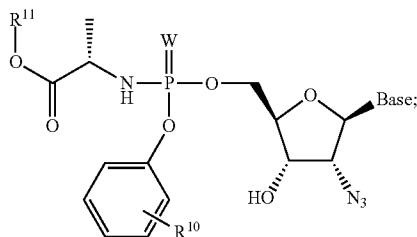


Formula 1002bii



or a pharmaceutically acceptable salt, solvate, stereoisomeric form, tautomeric form, or polymorphic form thereof, wherein Base, W, R<sup>10</sup>, and R<sup>11</sup> are as defined in the context of Formula 1001.

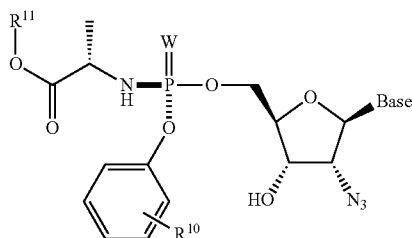
**[0154]** In certain embodiments, provided herein are compounds according to Formula 1003b:



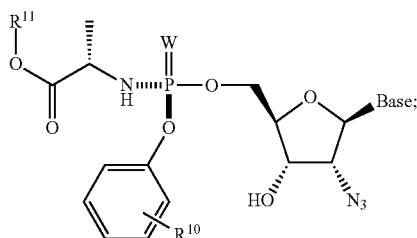
Formula 1003b

or a pharmaceutically acceptable salt, solvate, stereoisomeric form, tautomeric form, or polymorphic form thereof, wherein Base, W, R<sup>10</sup>, and R<sup>11</sup> are as defined in the context of Formula 1001.

**[0155]** In certain embodiments, provided herein are compounds according to Formula 1003bi or 1003bii:



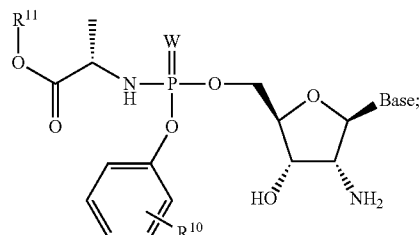
Formula 1003bi



Formula 1003bii

or a pharmaceutically acceptable salt, solvate, stereoisomeric form, tautomeric form, or polymorphic form thereof, wherein Base, W, R<sup>10</sup>, and R<sup>11</sup> are as defined in the context of Formula 1001.

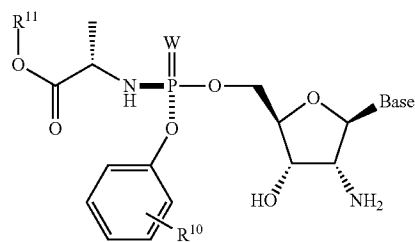
**[0156]** In certain embodiments, provided herein are compounds according to Formula 1004b:



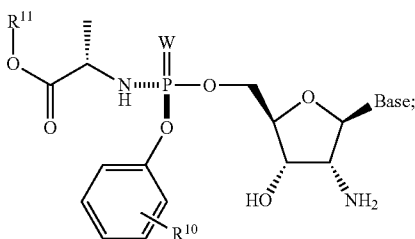
Formula 1004b

or a pharmaceutically acceptable salt, solvate, stereoisomeric form, tautomeric form, or polymorphic form thereof, wherein Base, W, R<sup>10</sup>, and R<sup>11</sup> are as defined in the context of Formula 1001.

**[0157]** In certain embodiments, provided herein are compounds according to Formula 1004bi or 1004bii:



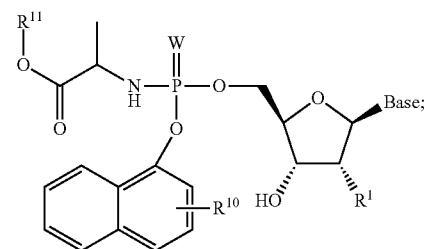
Formula 1004bi



Formula 1004bii

or a pharmaceutically acceptable salt, solvate, stereoisomeric form, tautomeric form, or polymorphic form thereof, wherein Base, W, R<sup>10</sup>, and R<sup>11</sup> are as defined in the context of Formula 1001.

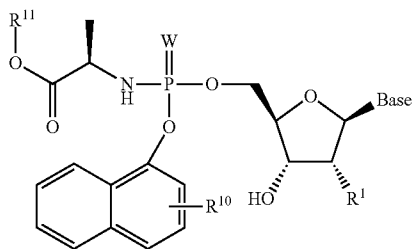
**[0158]** In certain embodiments, provided herein are compounds according to Formula 1501:



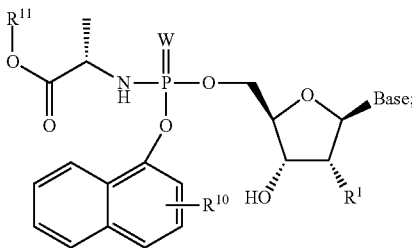
Formula 1501

or a pharmaceutically acceptable salt, solvate, stereoisomeric form, tautomeric form, or polymorphic form thereof, wherein: Base is a nucleobase; W is O or S; R<sup>1</sup> is cyano, azido, or amino; R<sup>10</sup> is hydrogen, alkyl, or halo; and R<sup>11</sup> is hydrogen, alkyl, cycloalkyl, or aryl.

[0159] In certain embodiments, provided herein are compounds according to Formula 1501a or 1501b:



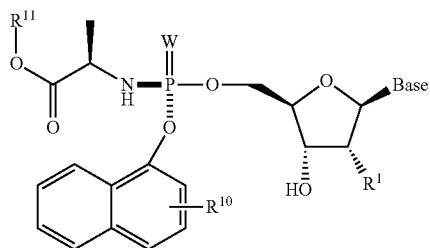
Formula 1051a



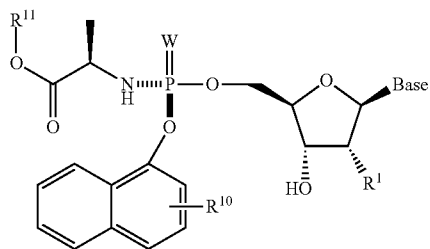
Formula 1051b

or a pharmaceutically acceptable salt, solvate, stereoisomeric form, tautomeric form, or polymorphic form thereof, wherein Base, W, R<sup>1</sup>, R<sup>10</sup>, and R<sup>11</sup> are as defined in the context of Formula 1501.

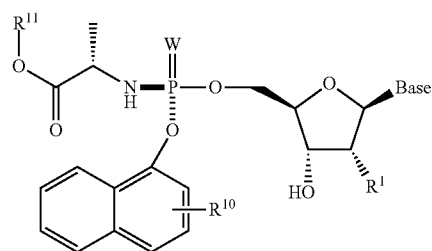
[0160] In certain embodiments, provided herein are compounds according to Formula 1501ai, 1501aai, 1501bi, or 1501bii:



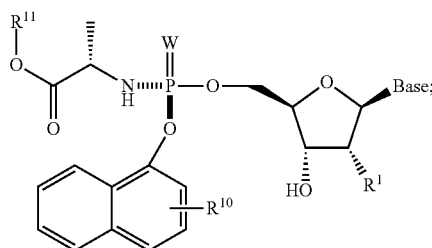
Formula 1501ai



Formula 1501aai



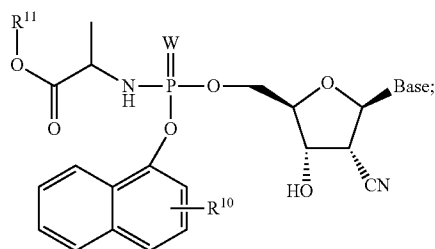
Formula 1501bi



Formula 1501bii

or a pharmaceutically acceptable salt, solvate, stereoisomeric form, tautomeric form, or polymorphic form thereof, wherein Base, W, R<sup>1</sup>, R<sup>10</sup>, and R<sup>11</sup> are as defined in the context of Formula 1501.

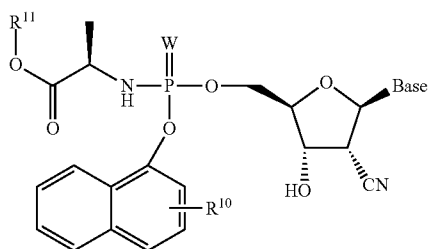
[0161] In certain embodiments, provided herein are compounds according to Formula 1502:



Formula 1502

or a pharmaceutically acceptable salt, solvate, stereoisomeric form, tautomeric form, or polymorphic form thereof, wherein Base, W, R<sup>10</sup>, and R<sup>11</sup> are as defined in the context of Formula 1501.

[0162] In certain embodiments, provided herein are compounds according to Formula 1502a or 1502b:

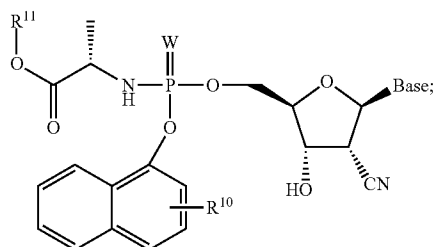


Formula 1502a



-continued

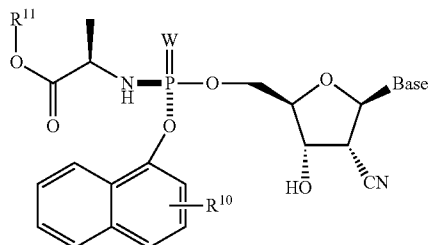
Formula 1502b



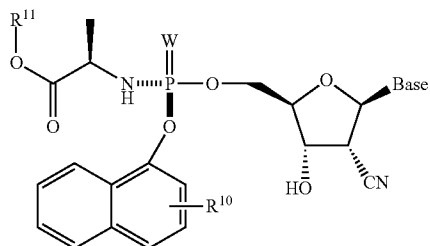
or a pharmaceutically acceptable salt, solvate, stereoisomeric form, tautomeric form, or polymorphic form thereof, wherein Base, W, R<sup>10</sup>, and R<sup>11</sup> are as defined in the context of Formula 1501.

**[0163]** In certain embodiments, provided herein are compounds according to Formula 1502ai, 1502aii, 1502bi, or 1502bii:

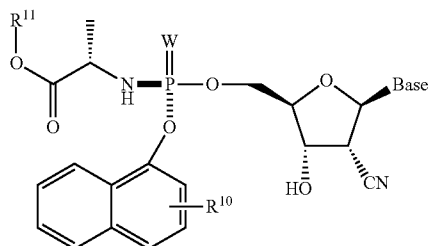
Formula 1502ai



Formula 1502aii

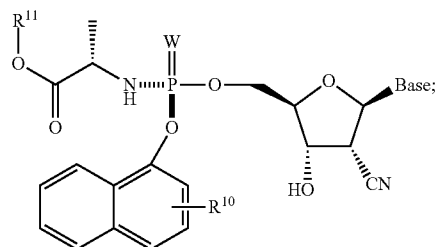


Formula 1502bi



-continued

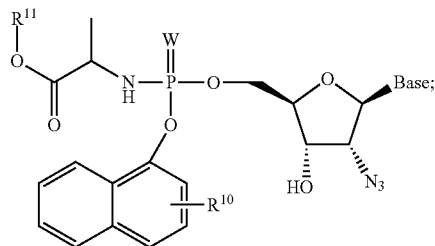
Formula 1502bii



or a pharmaceutically acceptable salt, solvate, stereoisomeric form, tautomeric form, or polymorphic form thereof, wherein Base, W, R<sup>10</sup>, and R<sup>11</sup> are as defined in the context of Formula 1501.

**[0164]** In certain embodiments, provided herein are compounds according to Formula 1503:

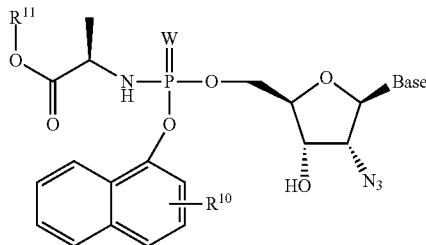
Formula 1503



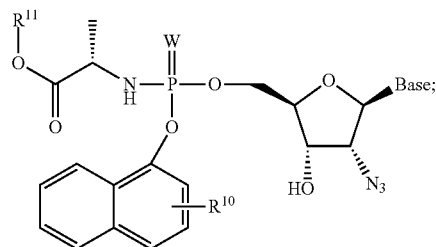
or a pharmaceutically acceptable salt, solvate, stereoisomeric form, tautomeric form, or polymorphic form thereof, wherein Base, W, R<sup>10</sup>, and R<sup>11</sup> are as defined in the context of Formula 1501.

**[0165]** In certain embodiments, provided herein are compounds according to Formula 1503a or 1503b:

Formula 1503a

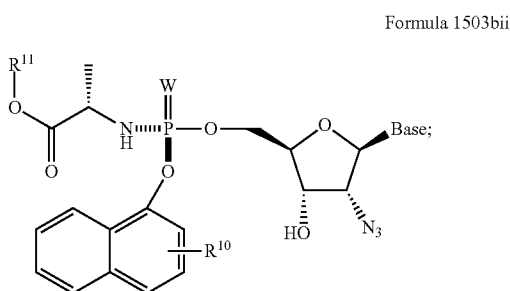
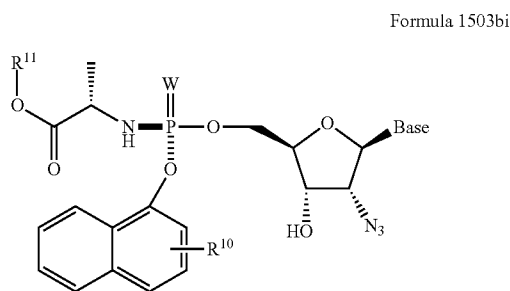
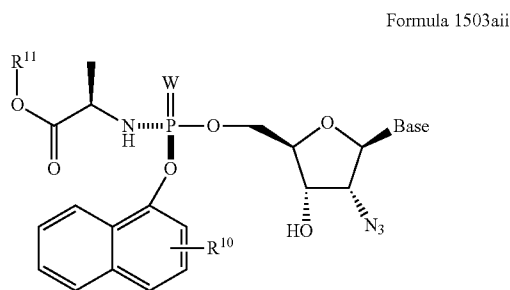
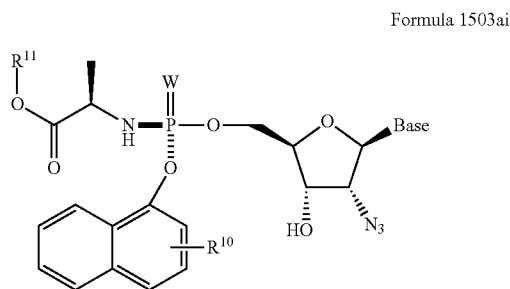


Formula 1503b



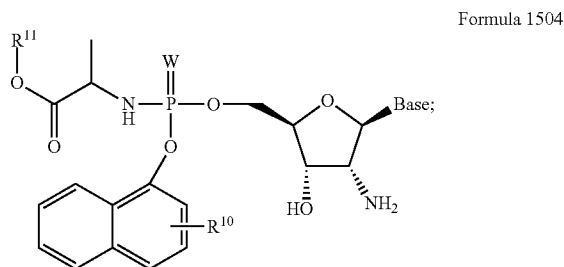
or a pharmaceutically acceptable salt, solvate, stereoisomeric form, tautomeric form, or polymorphic form thereof, wherein Base, W, R<sup>10</sup>, and R<sup>11</sup> are as defined in the context of Formula 1501.

**[0166]** In certain embodiments, provided herein are compounds according to Formula 1503ai, 1503aii, 1503bi, or 1503bii:



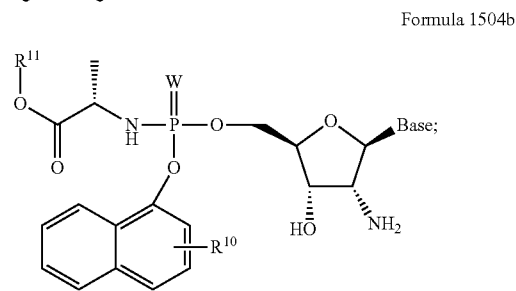
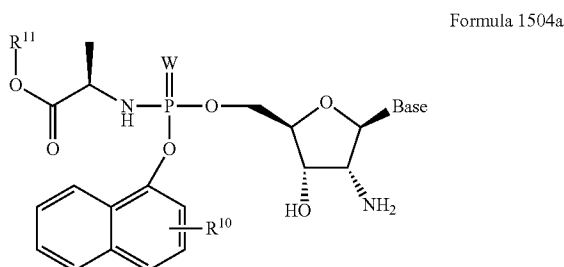
or a pharmaceutically acceptable salt, solvate, stereoisomeric form, tautomeric form, or polymorphic form thereof, wherein Base, W, R<sup>10</sup>, and R<sup>11</sup> are as defined in the context of Formula 1501.

**[0167]** In certain embodiments, provided herein are compounds according to Formula 1504:



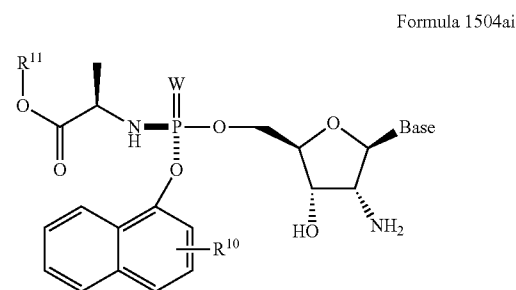
or a pharmaceutically acceptable salt, solvate, stereoisomeric form, tautomeric form, or polymorphic form thereof, wherein Base, W, R<sup>10</sup>, and R<sup>11</sup> are as defined in the context of Formula 1501.

**[0168]** In certain embodiments, provided herein are compounds according to Formula 1504a or 1504b:



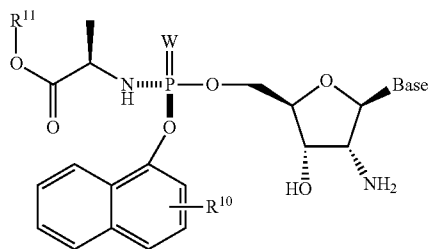
or a pharmaceutically acceptable salt, solvate, stereoisomeric form, tautomeric form, or polymorphic form thereof, wherein Base, W, R<sup>10</sup>, and R<sup>11</sup> are as defined in the context of Formula 1501.

**[0169]** In certain embodiments, provided herein are compounds according to Formula 1504ai, 1504aii, 1504bi, or 1504bii:

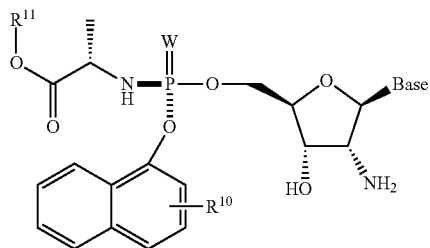


-continued

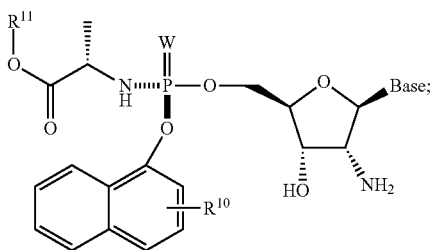
Formula 1504aii



Formula 1504bi



Formula 1504bii



or a pharmaceutically acceptable salt, solvate, stereoisomeric form, tautomeric form, or polymorphic form thereof, wherein Base, W, R<sup>10</sup>, and R<sup>11</sup> are as defined in the context of Formula 1501.

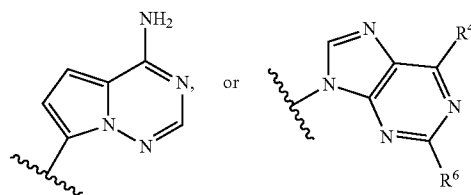
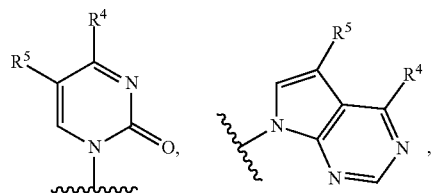
**[0170]** In certain embodiments, provided herein are compounds according to any of Formulas 1001-1004bii or 1501-1504bii, wherein each W is O. In certain embodiments, provided herein are compounds according to any of Formulas 1001-1004bii or 1501-1504bii, wherein each W is S. In certain embodiments, provided herein are compounds according to any of Formulas 1001-1004bii or 1501-1504bii, wherein each R<sup>11</sup> is isopropyl. In certain embodiments, provided herein are compounds according to any of Formulas 1001-1004bii or 1501-1504bii, wherein each R<sup>10</sup> is hydrogen. In certain embodiments, provided herein are compounds according to any of Formulas 1001-1004bii or 1501-1504bii, wherein each R<sup>10</sup> is hydrogen and each R<sup>11</sup> is isopropyl.

**[0171]** In certain embodiments, provided herein are compounds according to any of Formulas 1001-1004bii or 1501-1504bii, wherein each W is O and each R<sup>11</sup> is isopropyl. In certain embodiments, provided herein are compounds according to any of Formulas 1001-1004bii or 1501-1504bii, wherein each W is O and each R<sup>10</sup> is hydrogen. In certain embodiments, provided herein are compounds according to any of Formulas 1001-1004bii or 1501-1504bii, wherein each W is O, each R<sup>11</sup> is isopropyl, and each R<sup>10</sup> is hydrogen.

**[0172]** In certain embodiments, provided herein are compounds according to any of Formulas 1001-1004bii or 1501-1504bii, wherein each W is S and each R<sup>11</sup> is isopropyl. In

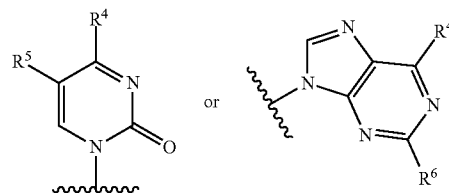
certain embodiments, provided herein are compounds according to any of Formulas 1001-1004bii or 1501-1504bii, wherein each W is S and each R<sup>10</sup> is hydrogen. In certain embodiments, provided herein are compounds according to any of Formulas 1001-1004bii or 1501-1504bii, wherein each W is S, each R<sup>11</sup> is isopropyl, and each R<sup>10</sup> is hydrogen.

**[0173]** In certain embodiments, provided herein are compounds according to any of Formulas I-IVb, 1001-1004bii, 1501-1504bii, 2001-2004b, 2501-2504bii, 3001-3004b, or 4001-4004bii, wherein each Base is independently



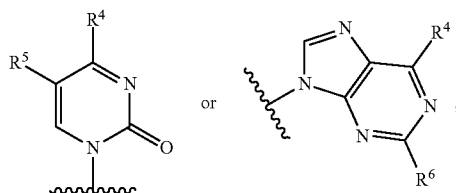
or a tautomer thereof; wherein: each R<sup>4</sup> is independently hydrogen, hydroxyl, hydroxylamine, alkylamino, halogen, sulfanyl, amino, or alkoxy; each R<sup>5</sup> is independently hydrogen, halogen, or methyl; and each R<sup>6</sup> is independently hydrogen, amino, or halogen.

**[0174]** In certain embodiments, provided herein are compounds according to any of Formulas I-IVb, 1001-1004bii, 1501-1504bii, 2001-2004b, 2501-2504bii, 3001-3004b, or 4001-4004bii, wherein each Base is independently



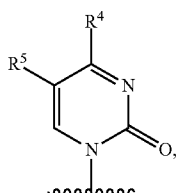
or a tautomer thereof; wherein: each R<sup>4</sup> is independently hydrogen, hydroxyl, hydroxylamine, alkylamino, halogen, sulfanyl, amino, or alkoxy; each R<sup>5</sup> is independently hydrogen, halogen, or methyl; each R<sup>6</sup> is independently hydrogen, amino, or halogen; and W is O.

**[0175]** In certain embodiments, provided herein are compounds according to any of Formulas I-IVb, 1001-1004bii, 1501-1504bii, 2001-2004b, 2501-2504bii, 3001-3004b, or 4001-4004bii, wherein each Base is independently

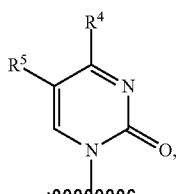


or a tautomer thereof; wherein: each  $R^4$  is independently hydrogen, hydroxyl, hydroxylamine, alkylamino, halogen, sulfanyl, amino, or alkoxy; each  $R^5$  is independently hydrogen, halogen, or methyl; each  $R^6$  is independently hydrogen, amino, or halogen; and W is S.

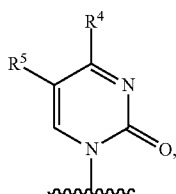
[0176] In certain embodiments, provided herein are compounds according to any of Formulas I-IVb, 1001-1004bii, 1501-1504bii, 2001-2004b, 2501-2504bii, 3001-3004b, or 4001-4004bii, wherein each Base is independently



or a tautomer thereof; wherein: each  $R^4$  is independently hydrogen, hydroxyl, or amino; and each  $R^5$  is independently hydrogen, halogen, or methyl. In certain embodiments, provided herein are compounds according to any of Formulas I-IVb, 1001-1004bii, 1501-1504bii, 2001-2004b, 2501-2504bii, 3001-3004b, or 4001-4004bii, wherein each Base is independently



or a tautomer thereof; wherein: each  $R^4$  is independently hydrogen, hydroxyl, or amino; and each  $R^5$  is independently halogen. In certain embodiments, provided herein are compounds according to any of Formulas I-IVb, 1001-1004bii, 1501-1504bii, 2001-2004b, 2501-2504bii, 3001-3004b, or 4001-4004bii wherein each Base is independently



or a tautomer thereof; wherein: each  $R^4$  is independently hydrogen, hydroxyl or amino; and each  $R^5$  is fluoro.

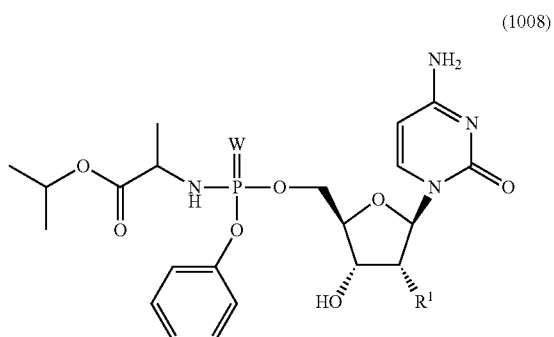
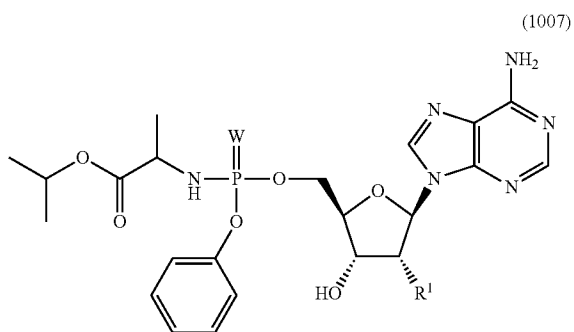
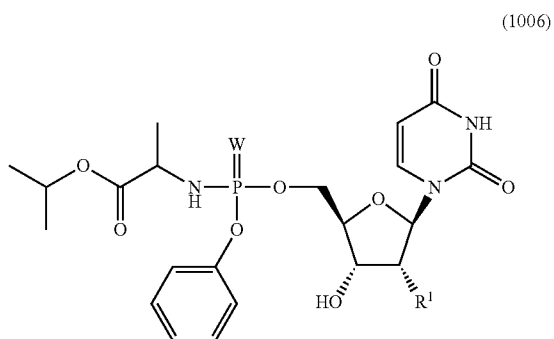
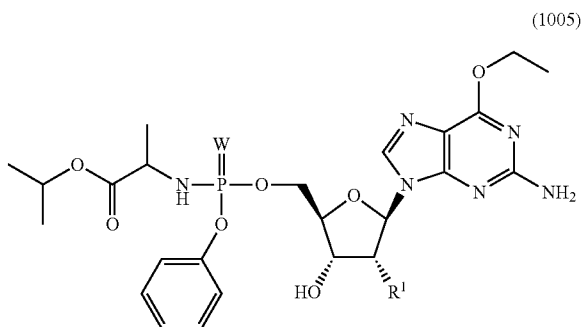
[0177] In certain embodiments, provided herein are compounds according to any of Formulas I-IVb, 1001-1004bii, 1501-1504bii, 2001-2004b, 2501-2504bii, 3001-3004b, or 4001-4004bii, wherein each Base is independently adenine, thymine, cytosine, guanine, 5-fluorouracil, 2,6-diaminopurine, or 2-amino,6-ethoxypurine.

[0178] In certain embodiments, provided herein are compounds according to any of Formulas 1001-1004bii, 1501-1504bii, 2001-2004b, 2501-2504bii, 3001-3004b, or 4001-4004bii, wherein: each Base is independently adenine, thymine, cytosine, guanine, 5-fluorouracil, 2,6-diaminopurine, or 2-amino,6-ethoxypurine; and each W is O. In certain embodiments, provided herein are compounds according to any of Formulas 1001-1004bii, 1501-1504bii, 2001-2004b, 2501-2504bii, 3001-3004b, or 4001-4004bii, wherein: each Base is independently adenine, thymine, cytosine, guanine, 5-fluorouracil, 2,6-diaminopurine, or 2-amino,6-ethoxypurine; and each W is S.

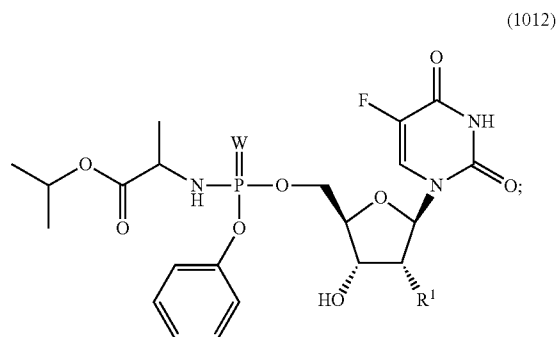
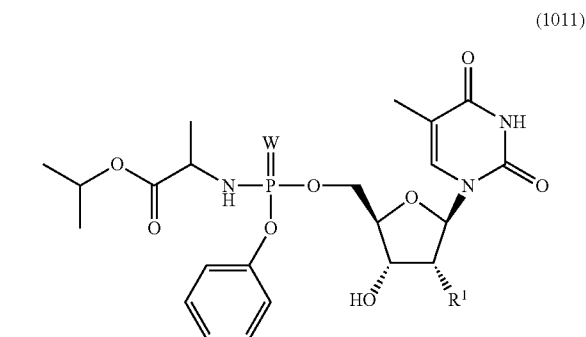
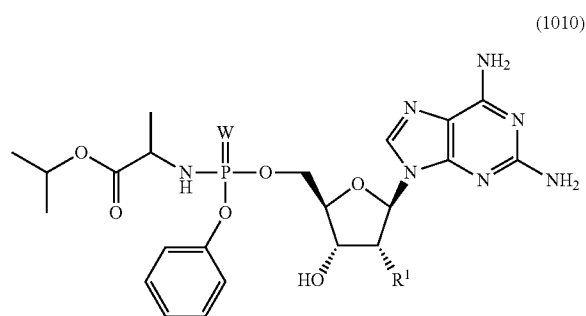
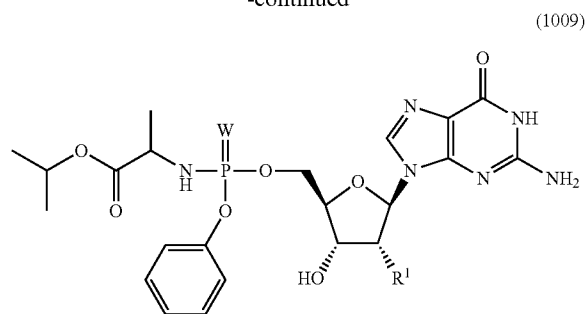
[0179] In certain embodiments, provided herein are compounds according to any of Formulas 1001-1004bii, 1501-1504bii, 2001-2004b, 2501-2504bii, 3001-3004b, or 4001-4004bii, wherein: each Base is independently adenine, thymine, cytosine, guanine, 5-fluorouracil, 2,6-diaminopurine, or 2-amino,6-ethoxypurine; each W is O; and each  $R^{10}$  is hydrogen. In certain embodiments, provided herein are compounds according to any of Formulas 1001-1004bii, 1501-1504bii, 2001-2004b, 2501-2504bii, 3001-3004b, or 4001-4004bii, wherein: each Base is independently adenine, thymine, cytosine, guanine, 5-fluorouracil, 2,6-diaminopurine, or 2-amino,6-ethoxypurine; each W is O; and each  $R^{11}$  is isopropyl. In certain embodiments, provided herein are compounds according to any of Formulas 1001-1004bii, 1501-1504bii, 2001-2004b, 3001-3004b, or 4001-4004bii, wherein: each Base is independently adenine, thymine, cytosine, guanine, 5-fluorouracil, 2,6-diaminopurine, or 2-amino,6-ethoxypurine; each W is O; each  $R^{10}$  is hydrogen; and each  $R^{11}$  is isopropyl.

[0180] In certain embodiments, provided herein are compounds according to any of Formulas 1001-1004bii, 1501-1504bii, 2001-2004b, 2501-2504bii, 3001-3004b, or 4001-4004bii, wherein: each Base is independently adenine, thymine, cytosine, guanine, 5-fluorouracil, 2,6-diaminopurine, or 2-amino,6-ethoxypurine; each W is S; and each  $R^{10}$  is hydrogen. In certain embodiments, provided herein are compounds according to any of Formulas 1001-1004bii, 1501-1504bii, 2001-2004b, 2501-2504bii, 3001-3004b, or 4001-4004bii, wherein: each Base is independently adenine, thymine, cytosine, guanine, 5-fluorouracil, 2,6-diaminopurine, or 2-amino,6-ethoxypurine; each W is S; and each  $R^{11}$  is isopropyl. In certain embodiments, provided herein are compounds according to any of Formulas 1001-1004bii, 1501-1504bii, 2001-2004b, 2501-2504bii, 3001-3004b, or 4001-4004bii, wherein: each Base is independently adenine, thymine, cytosine, guanine, 5-fluorouracil, 2,6-diaminopurine, or 2-amino,6-ethoxypurine; each W is S; each  $R^{10}$  is hydrogen; and each  $R^{11}$  is isopropyl.

[0181] In certain embodiments, provided herein are compounds according to any of Formulas 1005-1012:

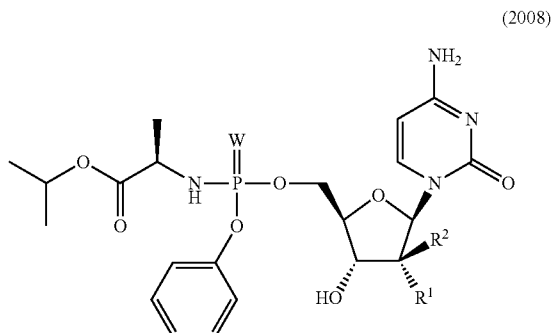
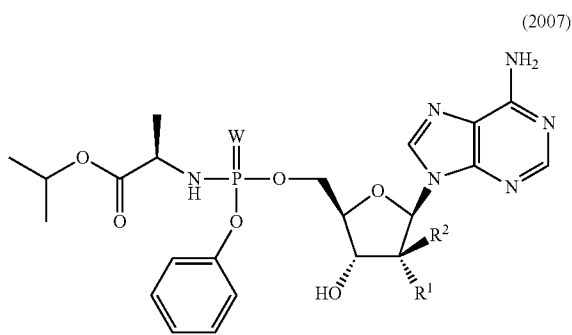
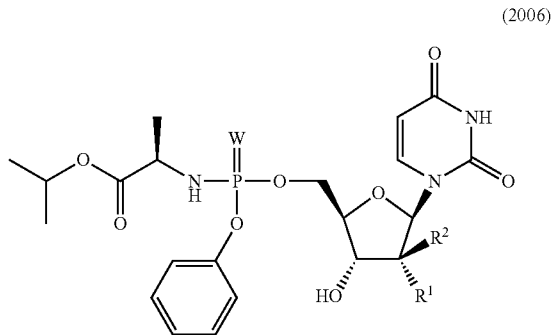
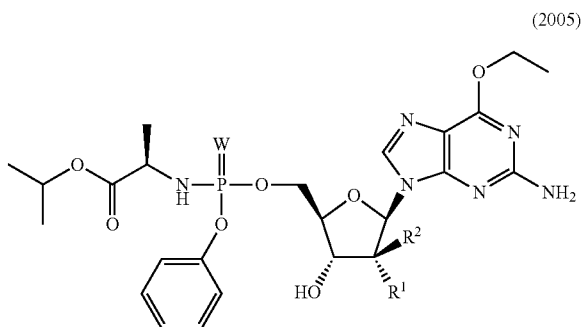


-continued



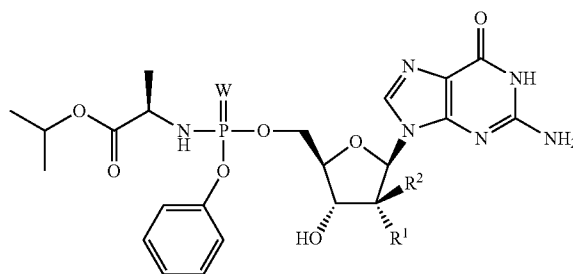
or a pharmaceutically acceptable salt, solvate, stereoisomeric form, tautomeric form, or polymorphic form thereof, wherein: W and R<sup>1</sup> are as described in the context of Formula 1001. In an embodiment, a compound according to any of Formulas 1005-1012 is provided wherein W is O. In an embodiment, a compound according to any of Formulas 1005-1012 is provided wherein W is S.

[0182] In certain embodiments, provided herein are compounds according to any of Formulas 2005-2012:

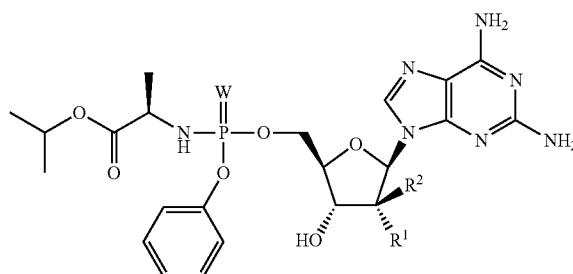


-continued

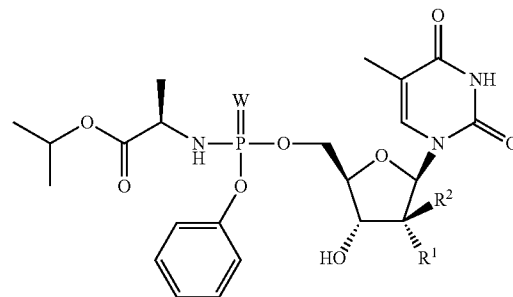
(2009)



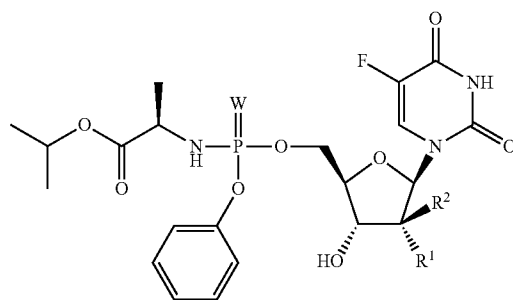
(2010)



(2011)



(2012)



or a pharmaceutically acceptable salt, solvate, stereoisomeric form, tautomeric form, or polymorphic form thereof, wherein: W, R<sup>1</sup> and R<sup>2</sup> are as described in the context of Formula 2001. In an embodiment, a compound according to any of Formulas 2005-2012 is provided wherein W is O. In an embodiment, a compound according to any of Formulas 2005-2012 is provided wherein W is S.

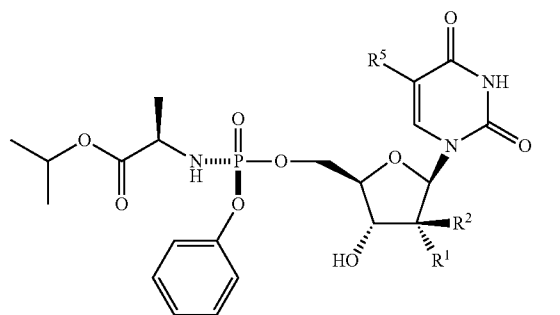
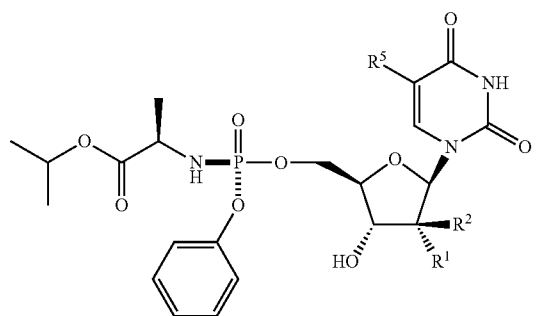
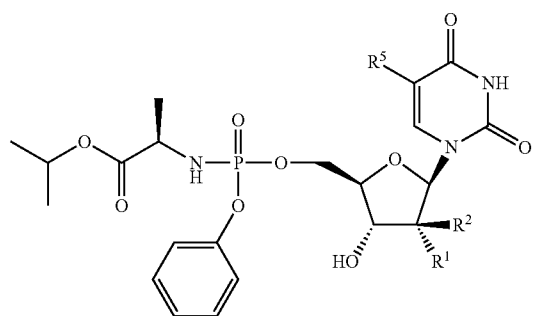
[0183] In certain embodiments, provided herein are compounds according to any of Formulas 2001-2012, wherein each R<sup>2</sup> is independently hydrogen, methyl, or halogen; and W is O. In certain embodiments, provided herein are compounds according to any of Formulas 2001-2012, wherein each R<sup>2</sup> is independently hydrogen, methyl, or halogen; and W is S.

[0184] In certain embodiments, provided herein are compounds according to any of Formulas 2001-2012, wherein each  $R^2$  is hydrogen and W is O. In certain embodiments, provided herein are compounds according to any of Formulas 2001-2012, wherein each  $R^2$  is hydrogen and W is S.

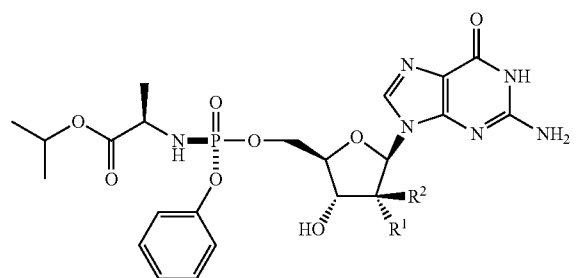
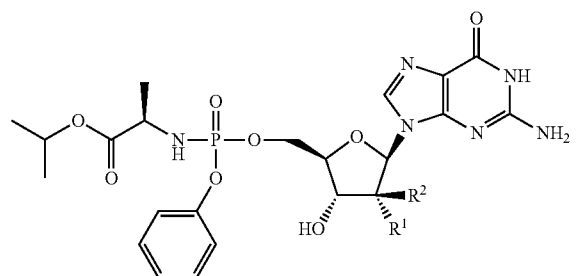
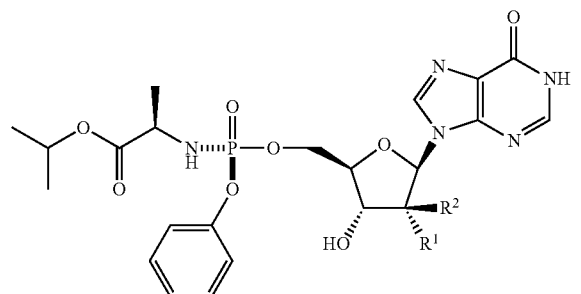
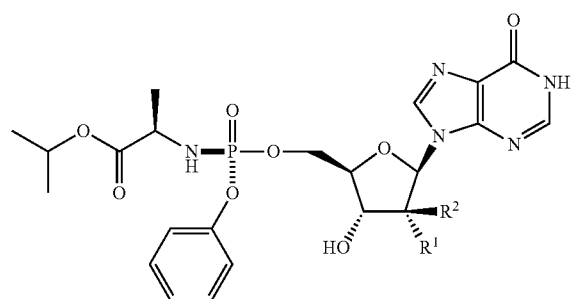
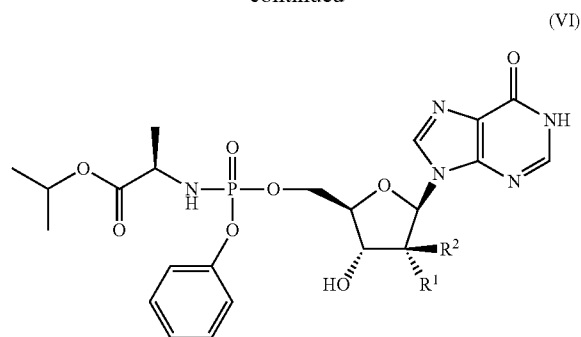
[0185] In certain embodiments, provided herein are compounds according to any of Formulas 2001-2012, wherein each  $R^2$  is methyl and W is O. In certain embodiments, provided herein are compounds according to any of Formulas 2001-2012, wherein each  $R^2$  is methyl and W is S.

[0186] In certain embodiments, provided herein are compounds according to any of Formulas 2001-2012, wherein each  $R^2$  is independently halogen and W is O. In certain embodiments, provided herein are compounds according to any of Formulas 2001-2012, wherein each  $R^2$  is independently halogen and W is S.

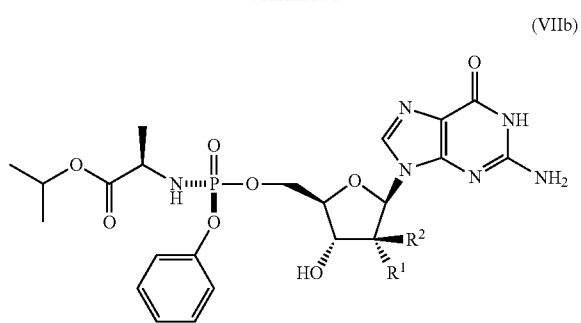
[0187] In certain embodiments, provided herein are compounds according to any of Formulas V-XIIb:



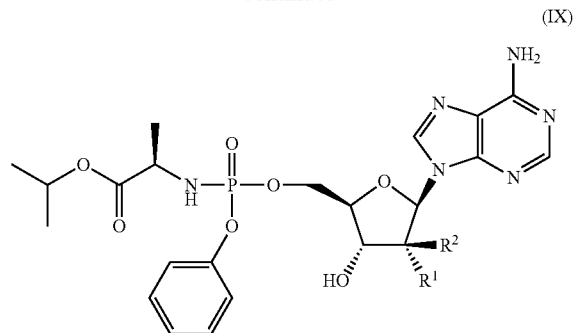
-continued



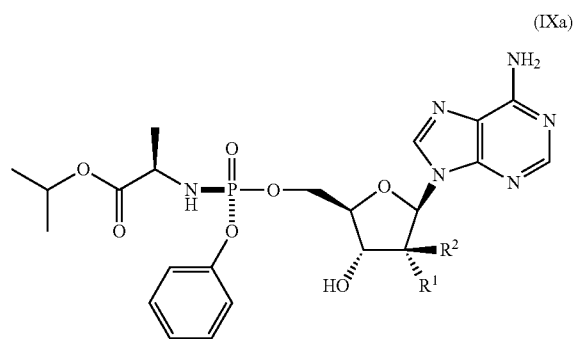
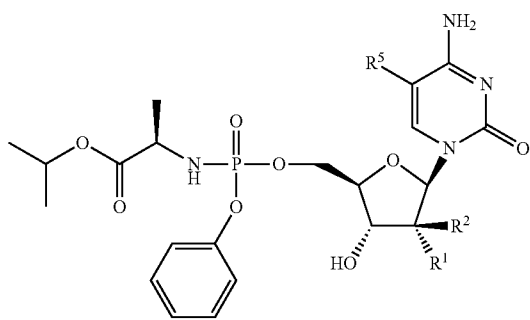
-continued



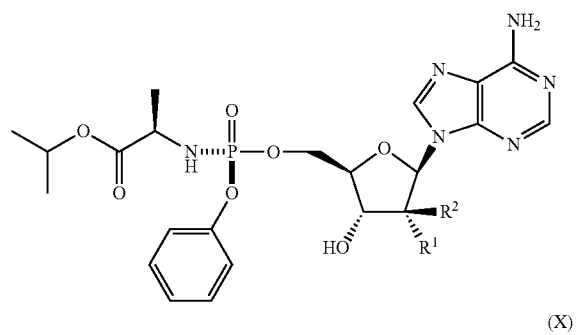
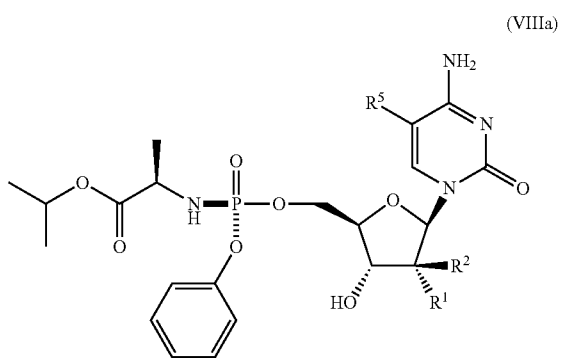
-continued



(VIII)

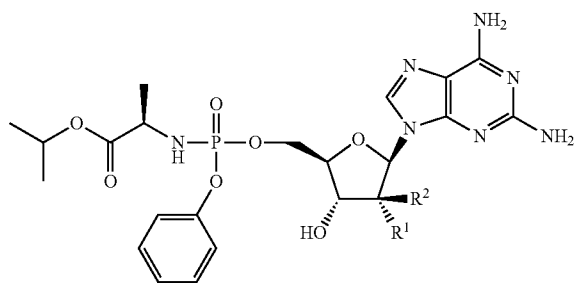
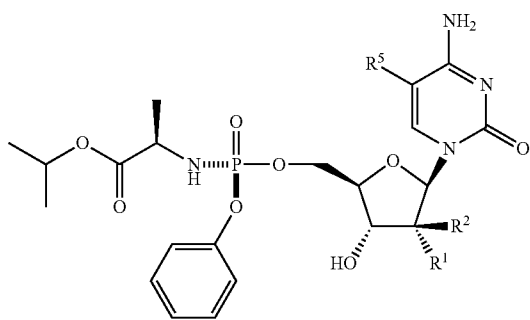


(IXb)

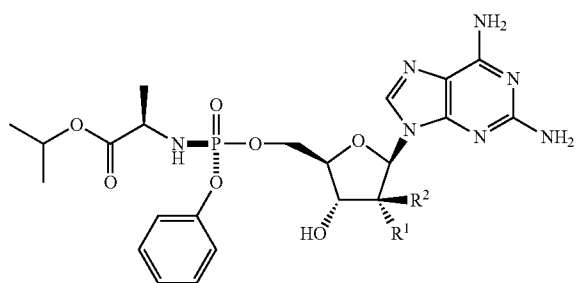


(X)

(VIIIb)



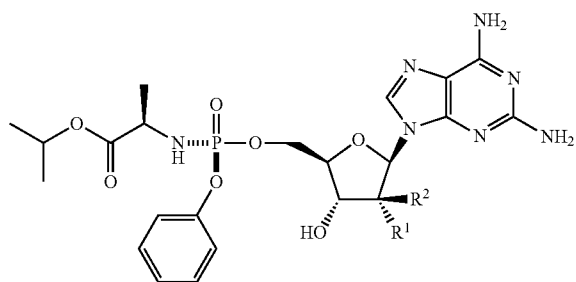
(Xa)



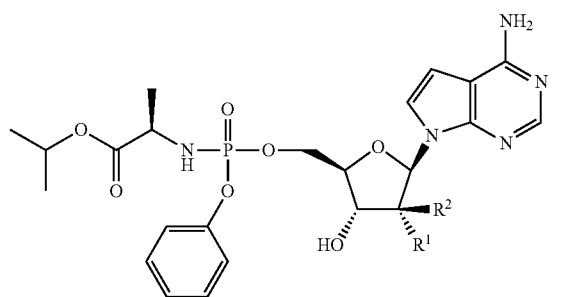


-continued

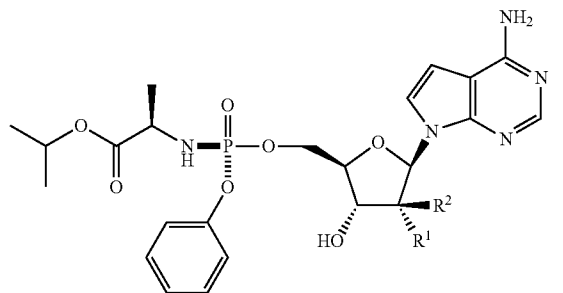
(Xb)



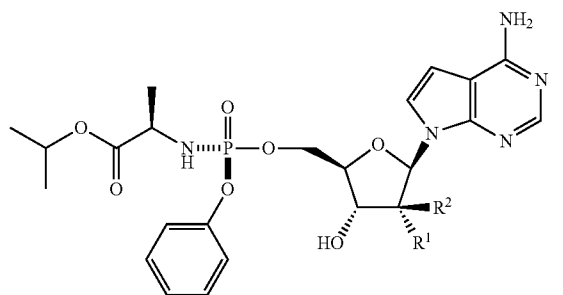
(XI)



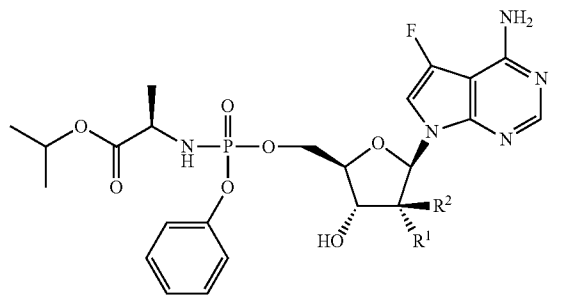
(XIa)



(XIb)

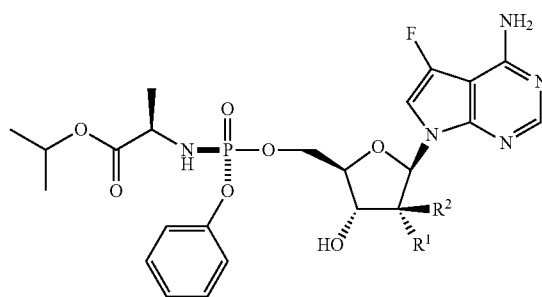


(XII)

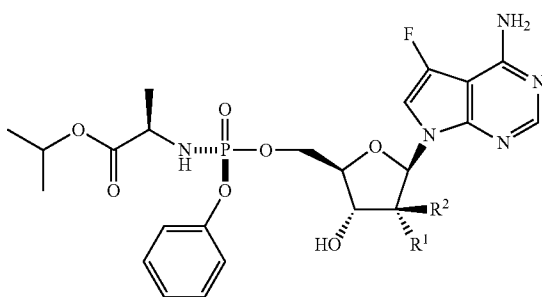


-continued

(XI1a)

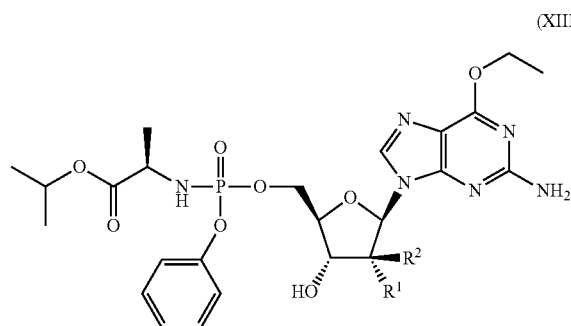


(XI1b)

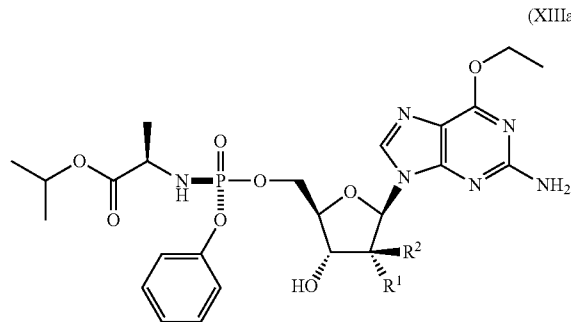


or a pharmaceutically acceptable salt, solvate, stereoisomeric form, tautomeric form, or polymorphic form thereof, wherein: each R<sup>5</sup> is independently hydrogen, halogen, or methyl; and R<sup>1</sup> and R<sup>2</sup> are as defined in the context of Formula I.

**[0188]** In certain embodiments, provided herein are compounds according to any of Formulas XIII-XIV'b or XV-XVI'b:

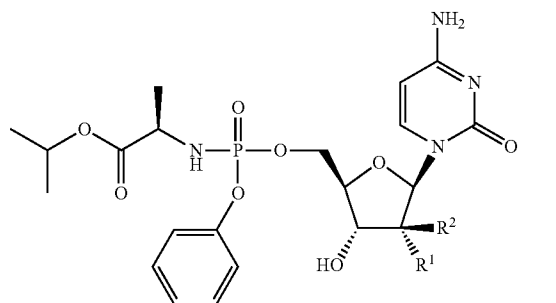
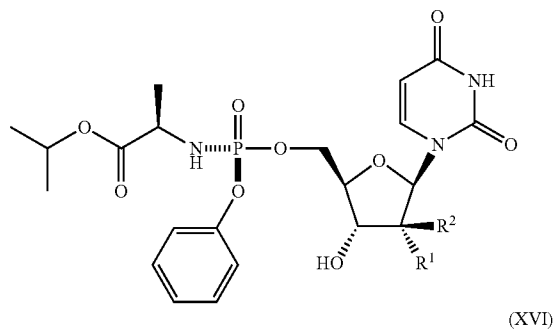
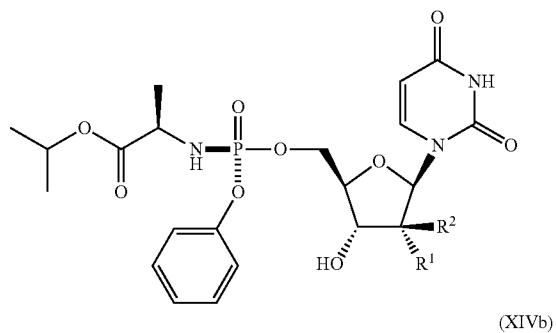
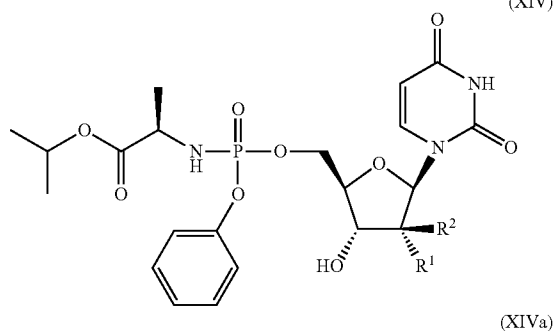
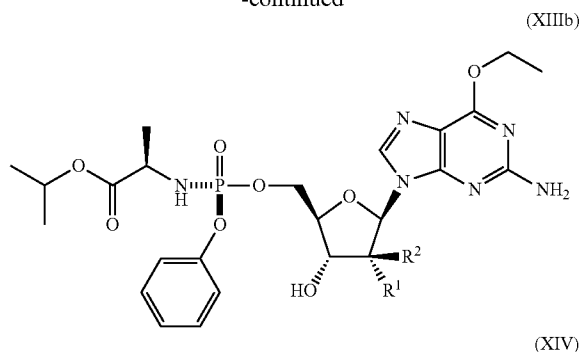


(XIII)

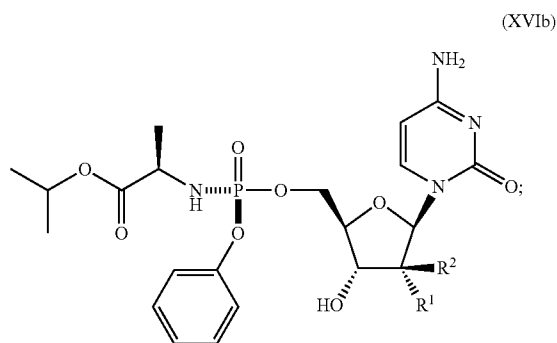
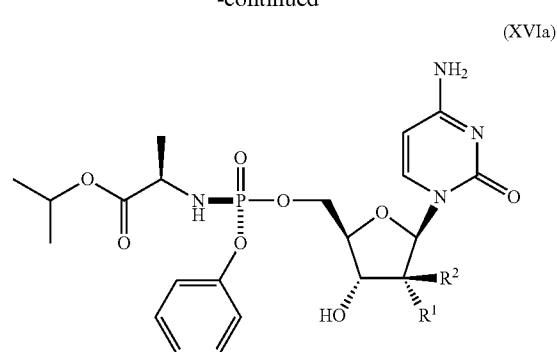


(XIIIa)

-continued



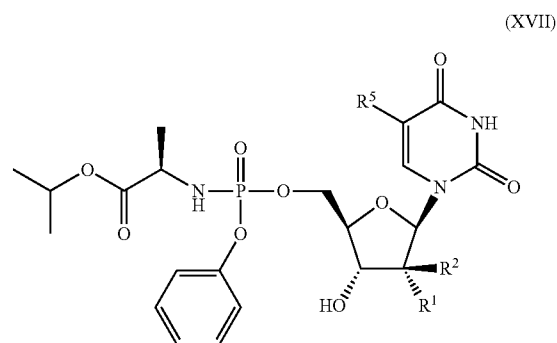
-continued



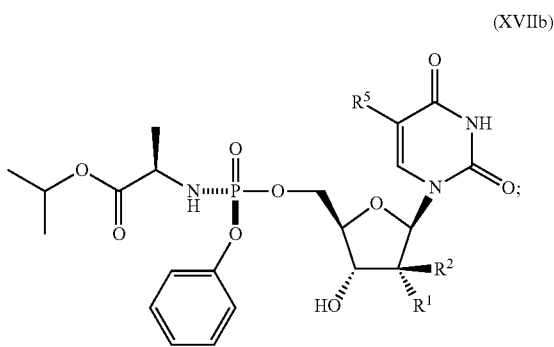
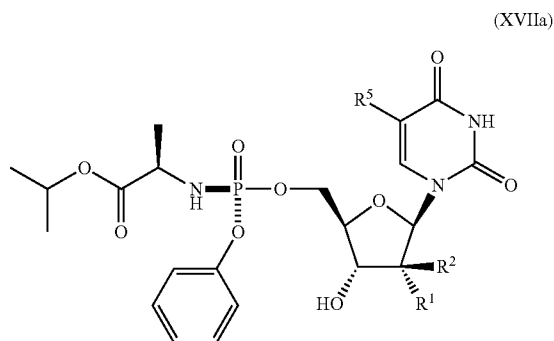
or a pharmaceutically acceptable salt, solvate, stereoisomeric form, tautomeric form, or polymorphic form thereof, wherein  $R^1$  and  $R^2$  are as defined in the context of Formula I.

**[0189]** In certain embodiments, provided herein are compounds according to any of Formulas I-XVIIb or 2001-2012, wherein each  $R^2$  is independently hydrogen, methyl, or halogen. In certain embodiments, provided herein are compounds according to any of Formulas I-XVIIb or 2001-2012, wherein each  $R^2$  is hydrogen. In certain embodiments, provided herein are compounds according to any of Formulas I-XVIIb or 2001-2012, wherein each  $R^2$  is methyl. In certain embodiments, provided herein are compounds according to any of Formulas I-XVIIb or 2001-2012, wherein each  $R^2$  is independently halogen.

**[0190]** In certain embodiments, provided herein are compounds according to any of Formulas XVII-XVIIb:



-continued

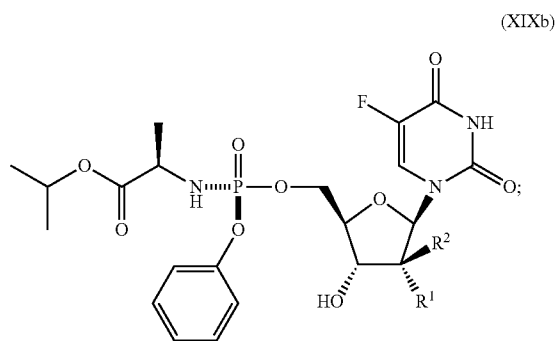
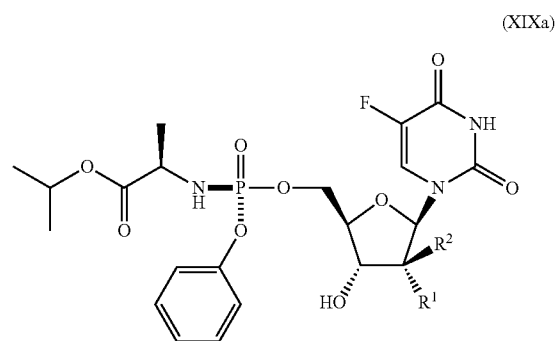
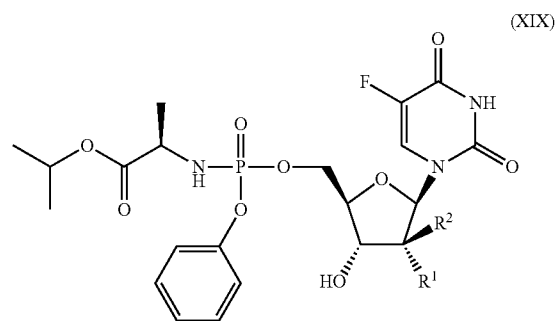


or a pharmaceutically acceptable salt, solvate, stereoisomeric form, tautomeric form, or polymorphic form thereof, wherein  $R^5$  is halogen; and  $R^1$  and  $R^2$  are as defined in the context of Formula I.

**[0191]** In certain embodiments, provided herein are compounds according to any of Formulas XVII-XVIIb, wherein each  $R^2$  is independently hydrogen, methyl, or halo. In certain embodiments, provided herein are compounds according to any of Formulas XVII-XVIIb, wherein each  $R^2$  is hydrogen. In certain embodiments, provided herein are compounds according to any of Formulas XVII-XVIIb, wherein each  $R^2$  is methyl. In certain embodiments, provided herein are compounds according to any of Formulas XVII-XVIIb, wherein each  $R^2$  is independently halogen.

**[0192]** In certain embodiments, provided herein are compounds according to any of Formulas XVII-XVIIb, wherein  $R^5$  is fluoro. In certain embodiments, provided herein are compounds according to any of Formulas XVII-XVIIb, wherein  $R^5$  is fluoro; and each  $R^2$  is independently hydrogen, methyl, or halo. In certain embodiments, provided herein are compounds according to any of Formulas XVII-XVIIb, wherein  $R^5$  is fluoro; and each  $R^2$  is hydrogen. In certain embodiments, provided herein are compounds according to any of Formulas XVII-XVIIb, wherein  $R^5$  is fluoro; and each  $R^2$  is methyl. In certain embodiments, provided herein are compounds according to any of Formulas XVII-XVIIb, wherein  $R^5$  is fluoro; and each  $R^2$  is independently halogen.

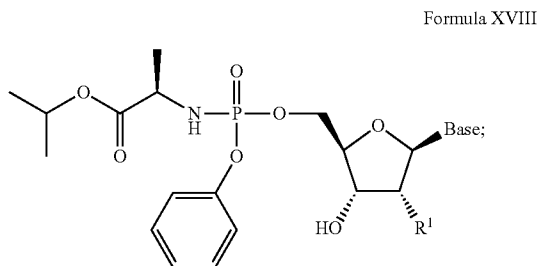
**[0193]** In certain embodiments, provided herein are compounds according to any of Formulas XIX, XIXa, or XIXb:



or a pharmaceutically acceptable salt, solvate, stereoisomeric form, tautomeric form, or polymorphic form thereof, wherein  $R^1$  and  $R^2$  are as defined in the context of Formula I.

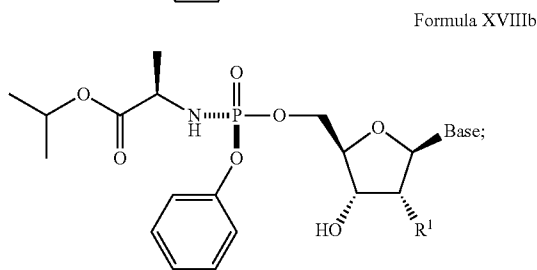
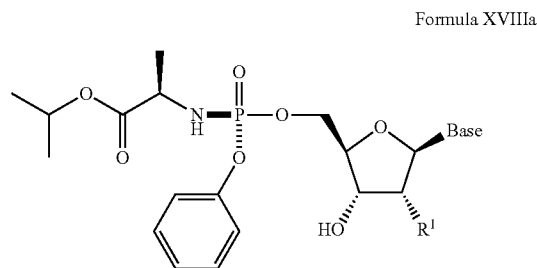
**[0194]** In certain embodiments, provided herein are compounds according to any of Formulas XIX, XIXa, or XIXb, wherein each  $R^2$  is independently hydrogen, methyl, or halo. In certain embodiments, provided herein are compounds according to any of Formulas XIX, XIXa, or XIXb, wherein each  $R^2$  is hydrogen. In certain embodiments, provided herein are compounds according to any of Formulas XIX, XIXa, or XIXb, wherein each  $R^2$  is methyl. In certain embodiments, provided herein are compounds according to any of Formulas XIX, XIXa, or XIXb, wherein each  $R^2$  is independently halogen.

[0195] In certain embodiments, provided herein are compounds according to Formula XVIII:



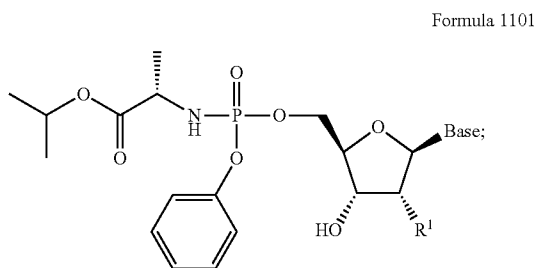
or a pharmaceutically acceptable salt, solvate, stereoisomeric form, tautomeric form, or polymorphic form thereof, wherein: Base is a nucleobase; and R<sup>1</sup> is cyano, azido, or amino.

[0196] In certain embodiments, provided herein are compounds according to Formula XVIIIa or XVIIIb:



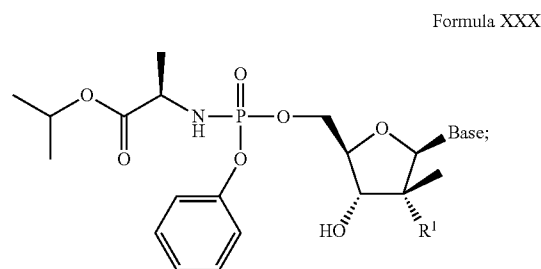
or a pharmaceutically acceptable salt, solvate, stereoisomeric form, tautomeric form, or polymorphic form thereof, wherein Base and R<sup>2</sup> are as defined in the context of Formula XVIII.

[0197] In certain embodiments, provided herein are compounds according to Formula 1101:



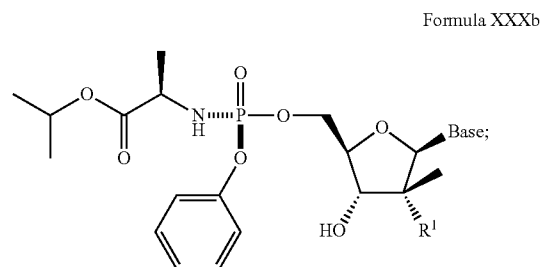
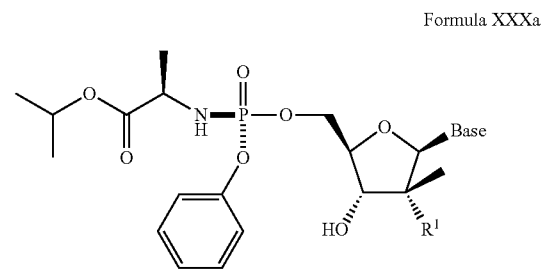
or a pharmaceutically acceptable salt, solvate, stereoisomeric form, tautomeric form, or polymorphic form thereof, wherein: Base is a nucleobase; and R<sup>1</sup> is cyano, azido, or amino.

[0198] In certain embodiments, provided herein are compounds according to Formula XXX:



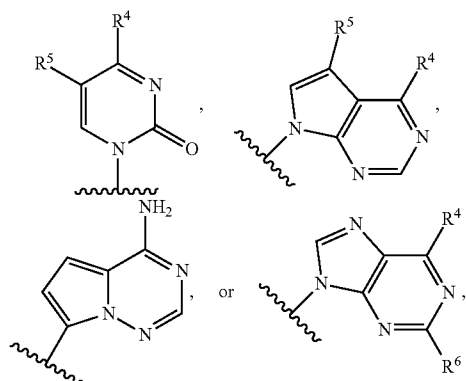
or a pharmaceutically acceptable salt, solvate, stereoisomeric form, tautomeric form, or polymorphic form thereof, wherein: Base is a nucleobase; and R<sup>1</sup> is cyano, azido, or amino.

[0199] In certain embodiments, provided herein are compounds according to Formula XXXa or XXXb:



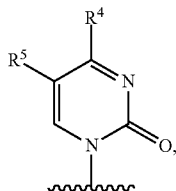
or a pharmaceutically acceptable salt, solvate, stereoisomeric form, tautomeric form, or polymorphic form thereof, wherein Base and R<sup>2</sup> are as defined in the context of Formula XXX.

[0200] In certain embodiments, provided herein are compounds according to any of Formulas XVIII-XVIIIb, XXX-XXXb, or 1101, wherein each Base is independently

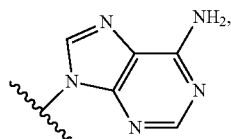


or a tautomer thereof; wherein: each  $R^4$  is independently hydrogen, hydroxyl, hydroxylamine, alkylamino, halogen, sulfanyl, amino, or alkoxy; each  $R^5$  is independently hydrogen, halogen, or methyl; and each  $R^6$  is independently hydrogen, amino, or halogen.

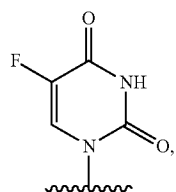
[0201] In certain embodiments, provided herein are compounds according to any of Formulas XVIII-XVIIIb, XXX-XXXb, or 1101, wherein each Base is independently



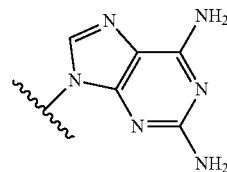
or a tautomer thereof; wherein: each  $R^4$  is independently hydroxyl or amino; and each  $R^5$  is independently hydrogen, halogen, or methyl. In certain embodiments, provided herein are compounds according to any of Formulas XVIII-XVIIIb, XXX-XXXb, or 1101, wherein each Base is independently



or a tautomer thereof. In certain embodiments, provided herein are compounds according to any of Formulas XVIII-XVIIIb, XXX-XXXb, or 1101, wherein each Base is independently

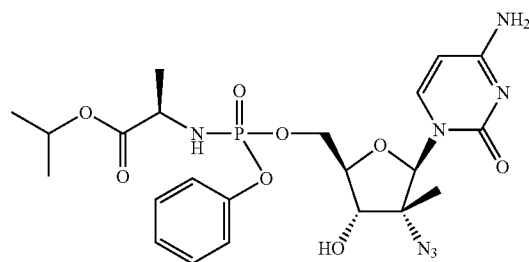
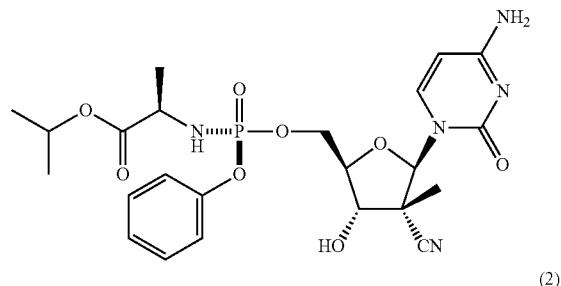
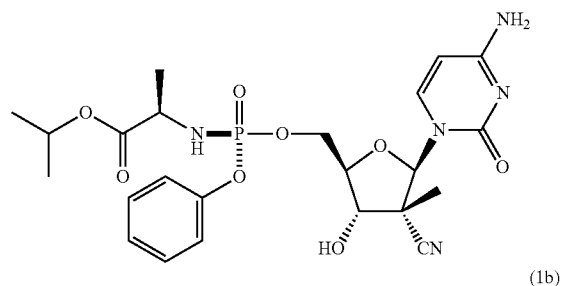
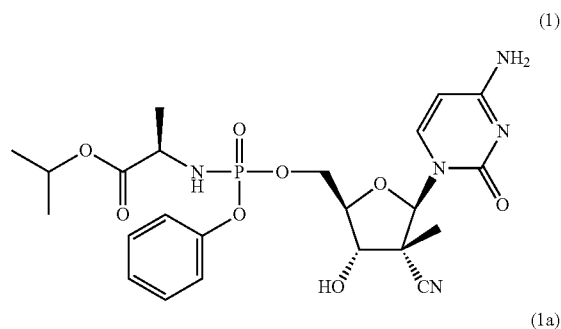


or a tautomer thereof. In certain embodiments, provided herein are compounds according to any of Formulas XVIII-XVIIIb, XXX-XXXb, or 1101, wherein each Base is independently

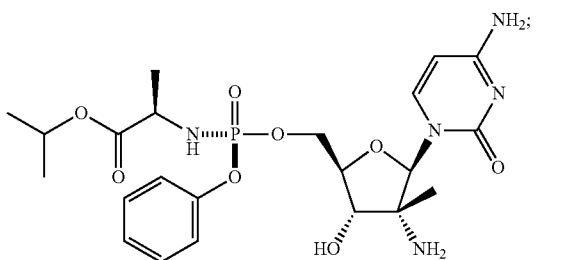
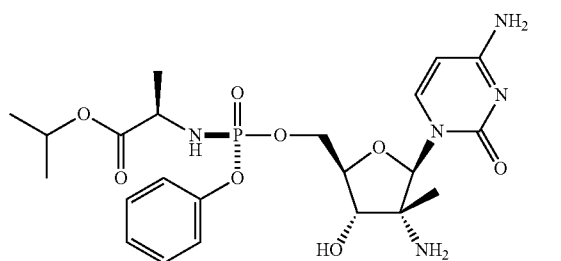
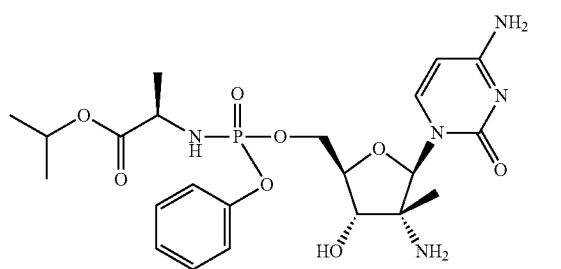
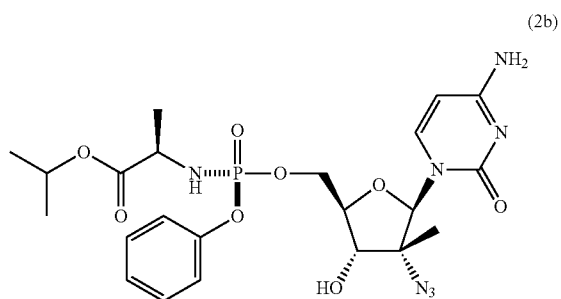
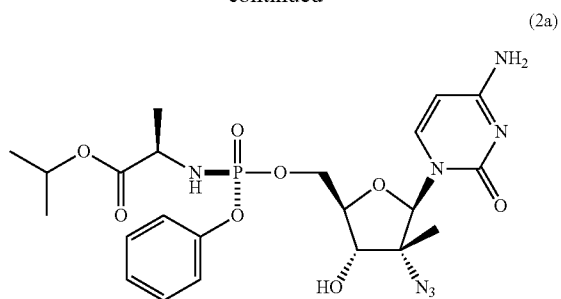


or a tautomer thereof.

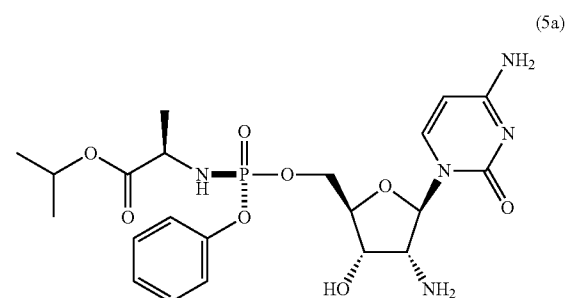
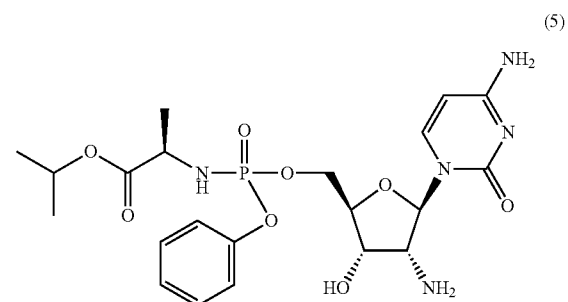
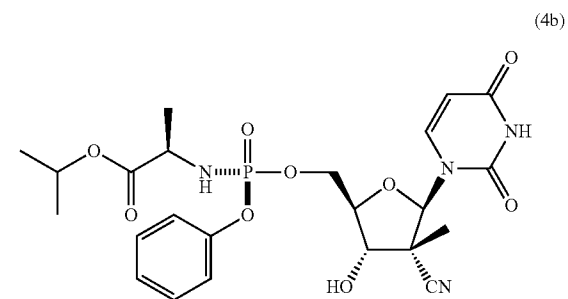
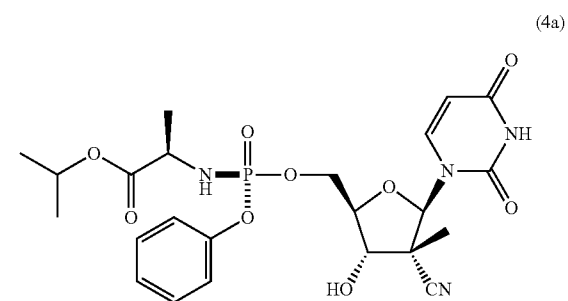
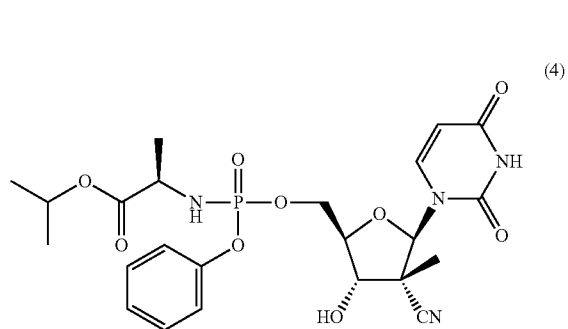
[0202] In certain embodiments, provided herein are compounds according to any of Formulas 1-3b:



-continued

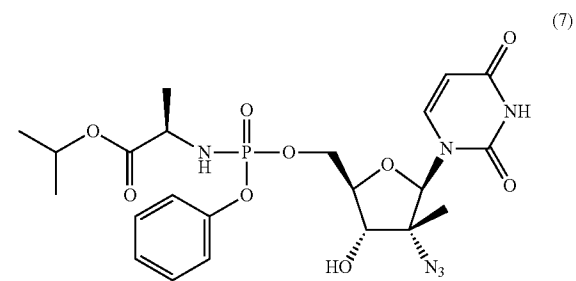
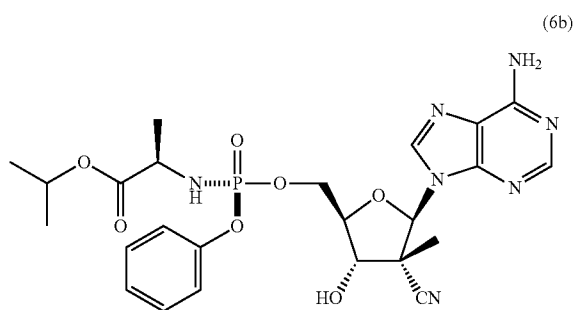
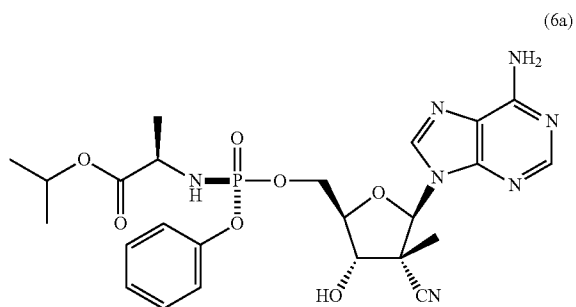
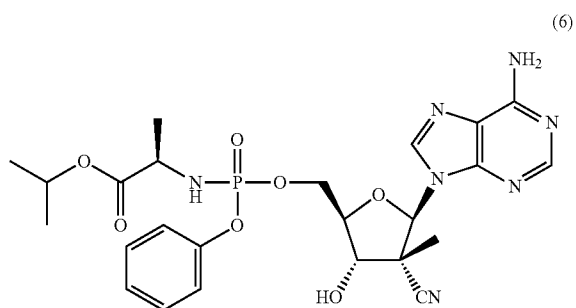
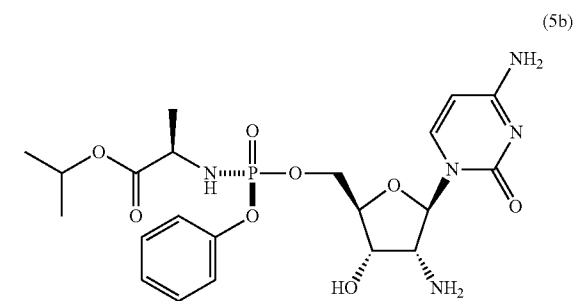


[0203] In certain embodiments, provided herein are compounds according to any of Formulas 4-8b:

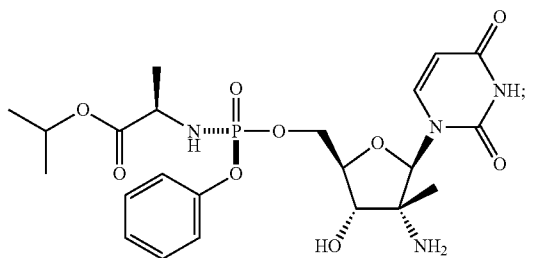
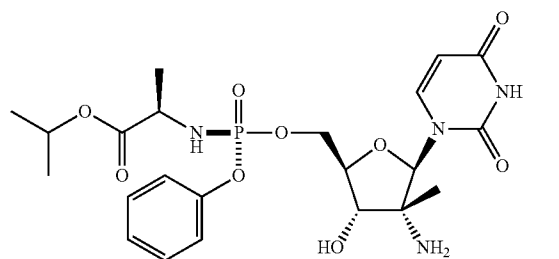
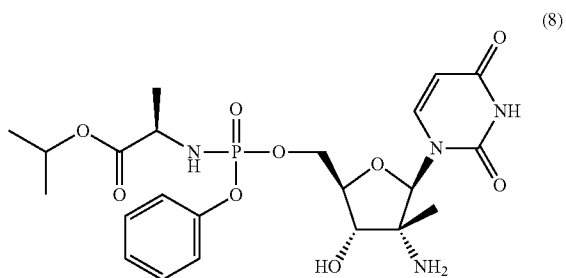
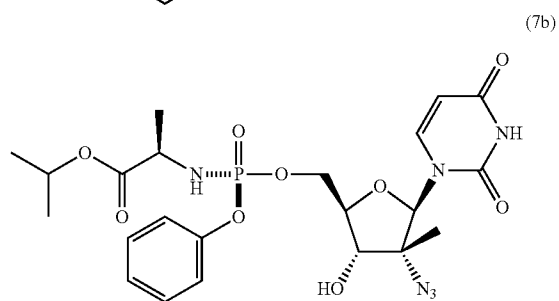
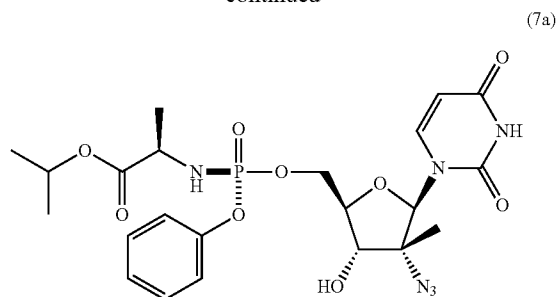


or a pharmaceutically acceptable salt, solvate, stereoisomeric form, tautomeric form, or polymorphic form thereof.

-continued

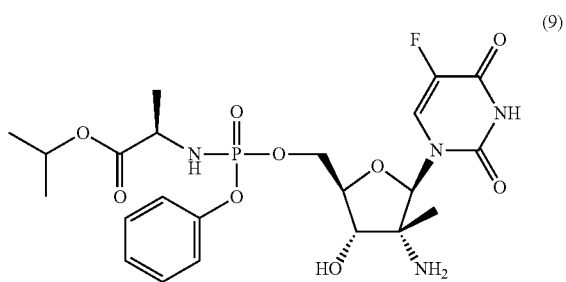


-continued

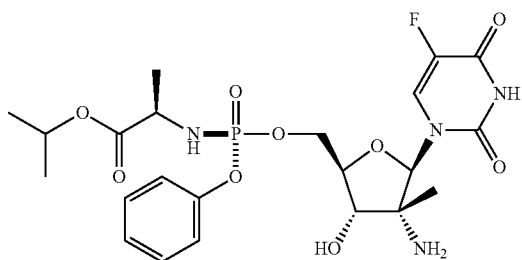


or a pharmaceutically acceptable salt, solvate, stereoisomeric form, tautomeric form, or polymorphic form thereof.

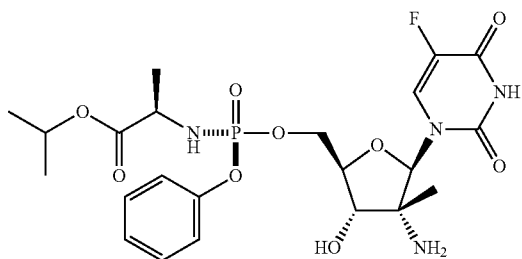
[0204] In certain embodiments, provided herein are compounds according to any of Formulas 9-48b:



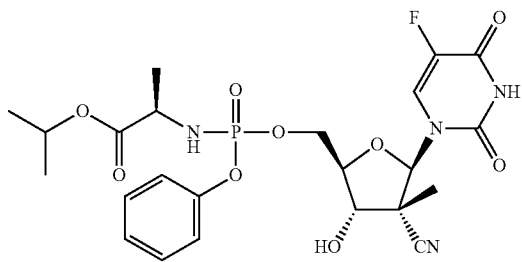
(9a)



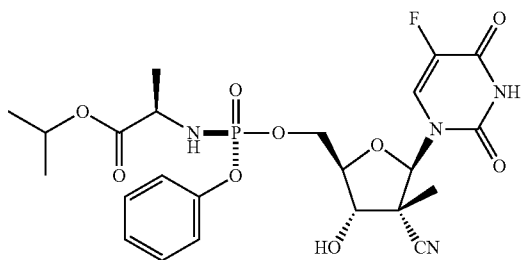
(9b)



(10)



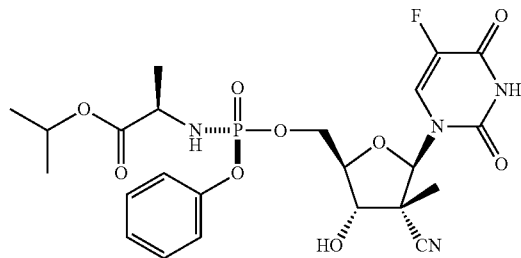
(10a)



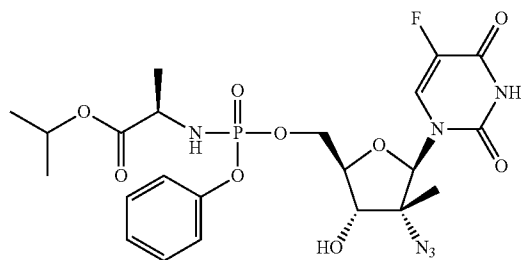
(11)

-continued

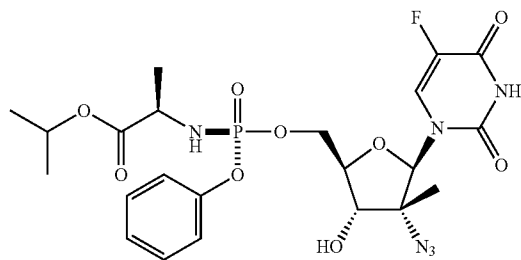
(10b)



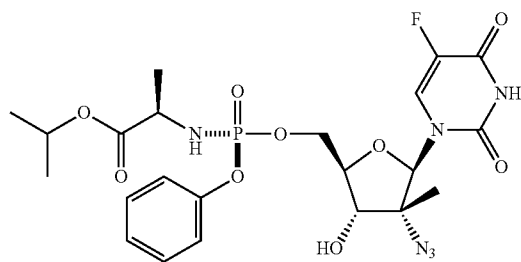
(11)



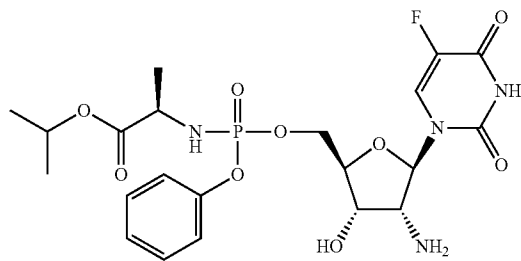
(11a)



(11b)

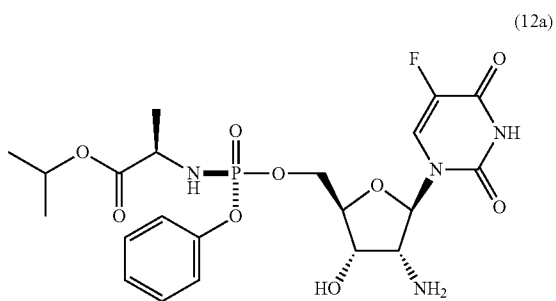


(12)

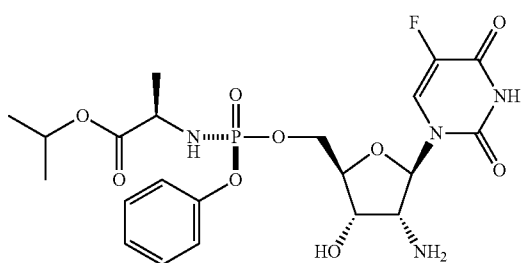




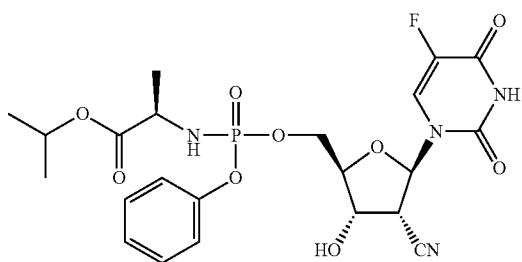
-continued



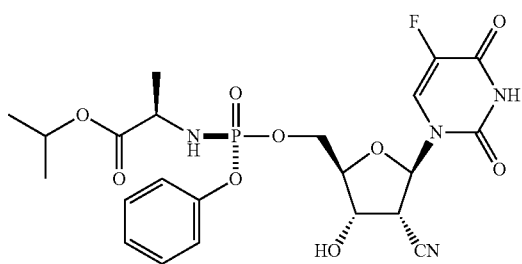
(12b)



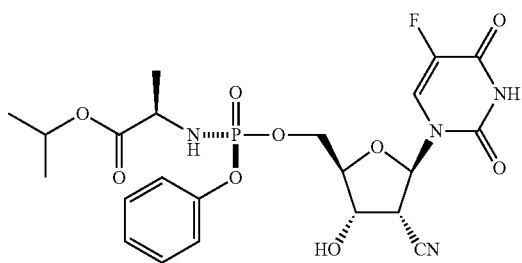
(13)



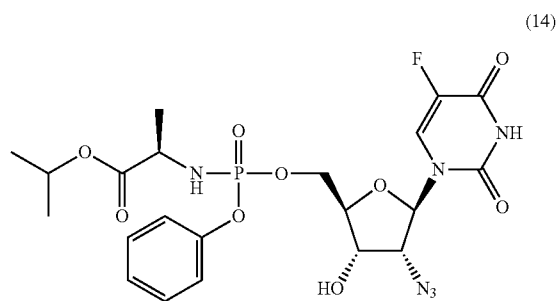
(13a)



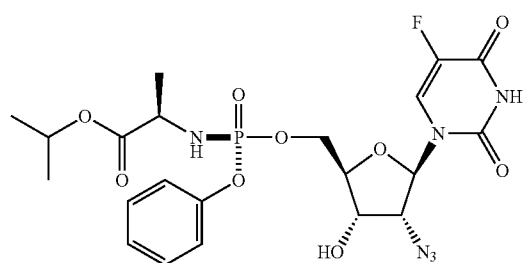
(13b)



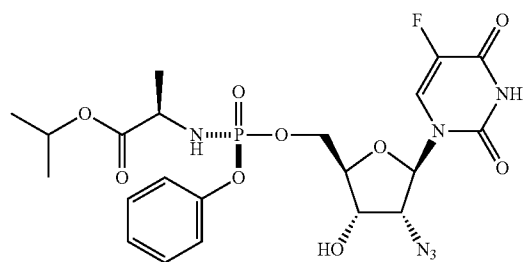
-continued



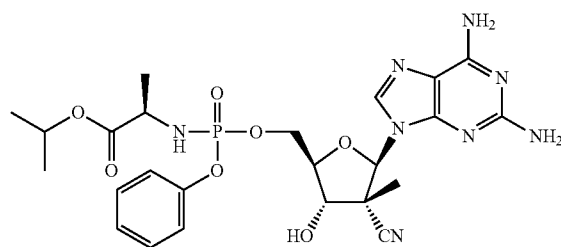
(14a)



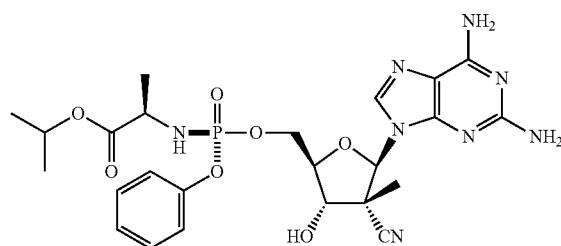
(14b)



(15)

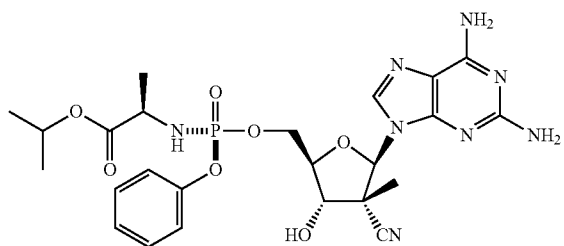


(15a)

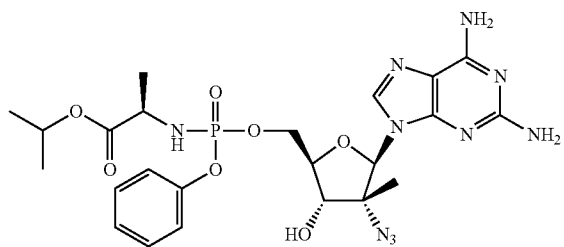


-continued

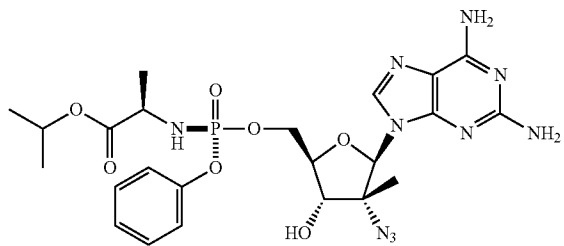
(15b)



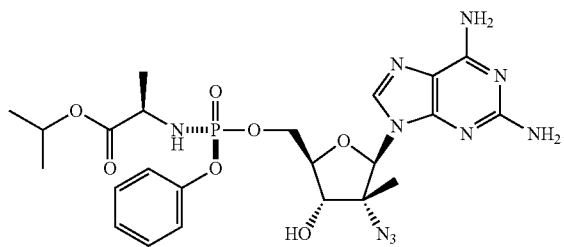
(16)



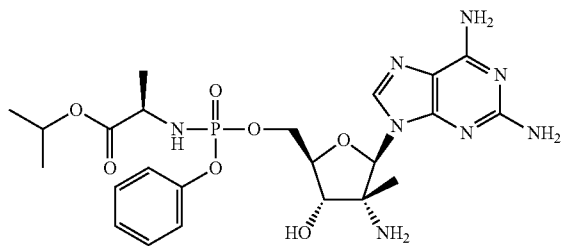
(16a)



(16b)

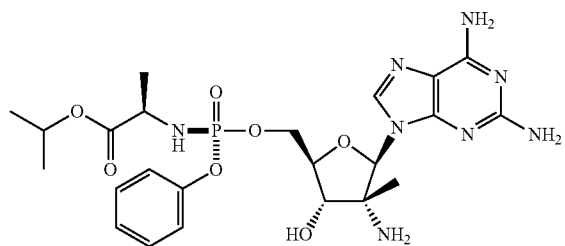


(17)

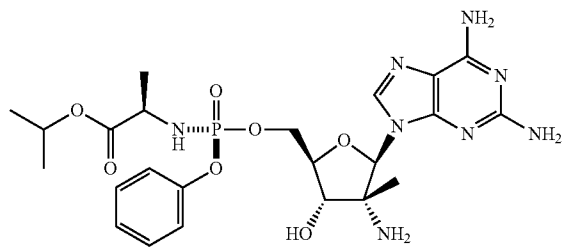


-continued

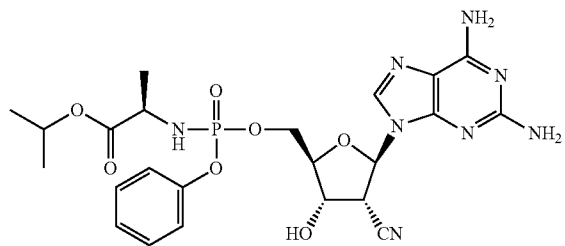
(17a)



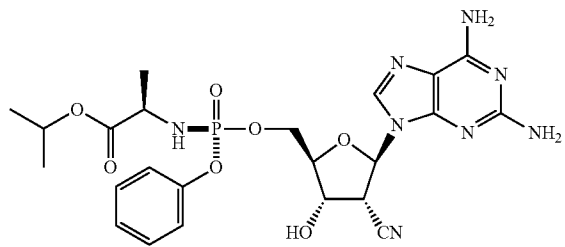
(17b)



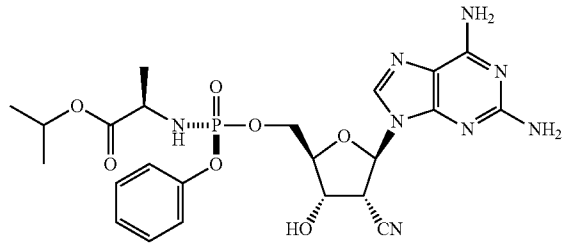
(18)



(18a)

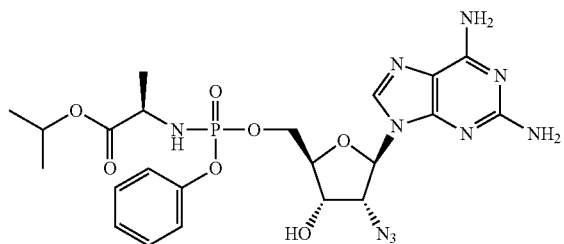


(18b)



-continued

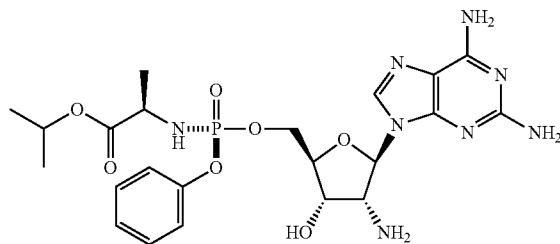
(19)



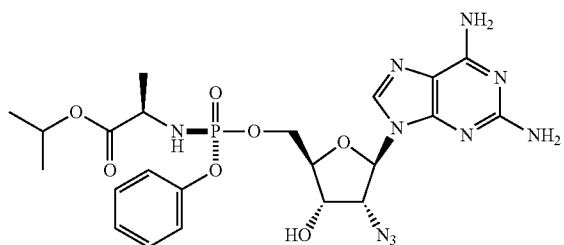
(19a)

-continued

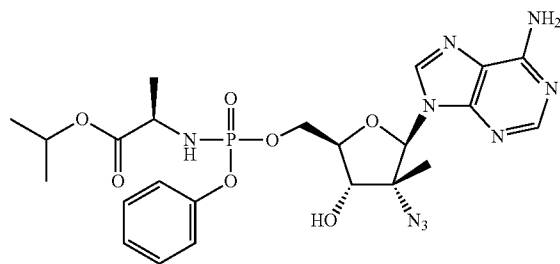
(20b)



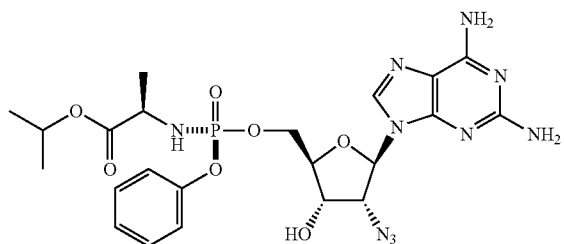
(21)



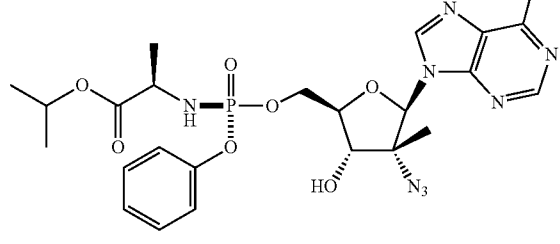
(19b)



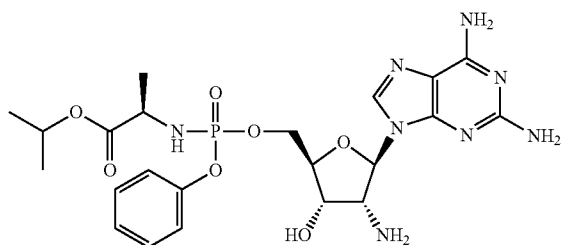
(21a)



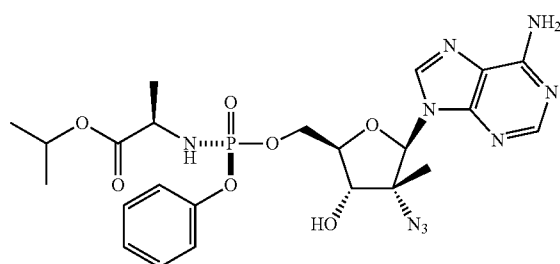
(20)



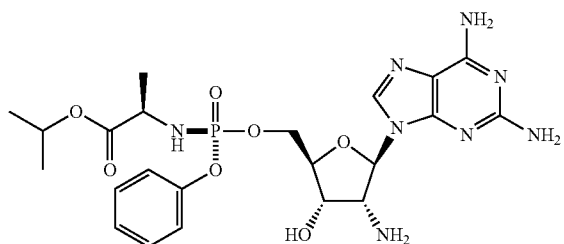
(21b)



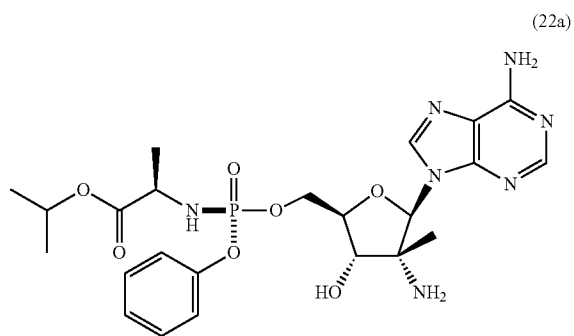
(20a)



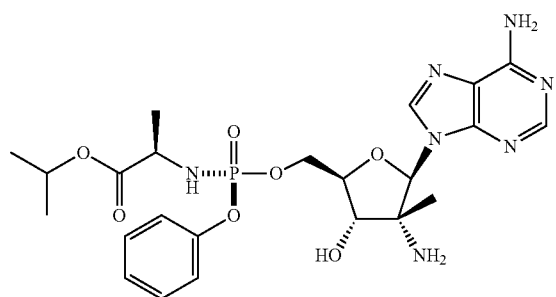
(22)



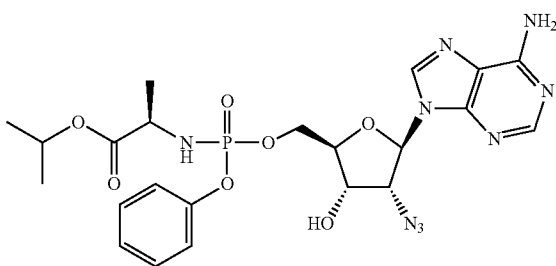
-continued



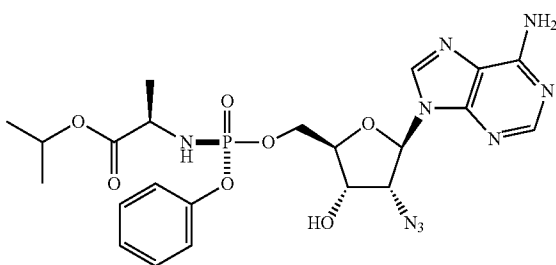
(22b)



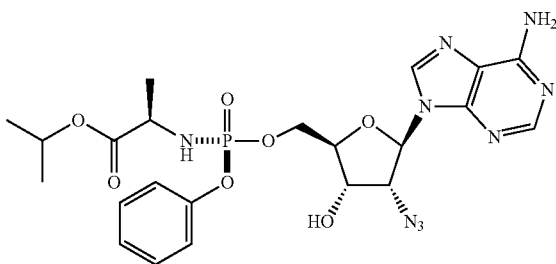
(23)



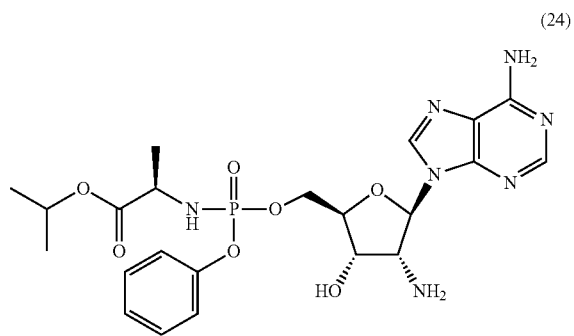
(23a)



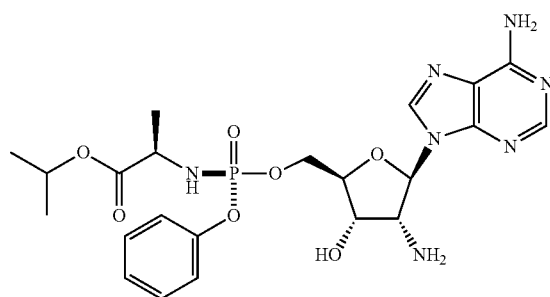
(23b)



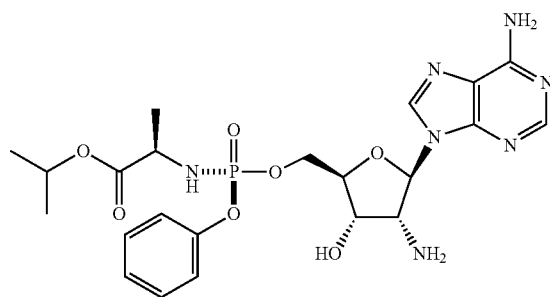
-continued



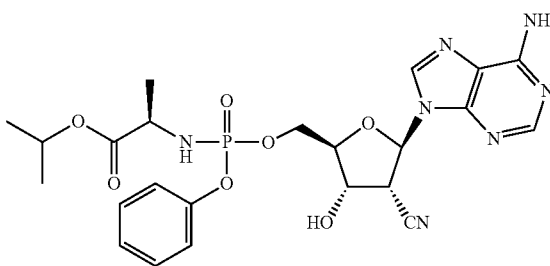
(24a)



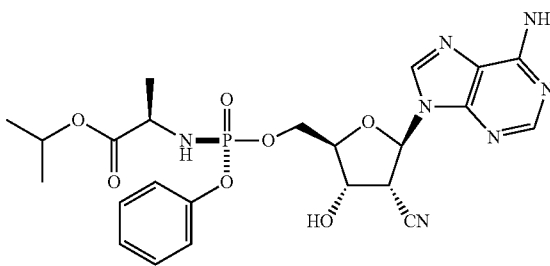
(24b)



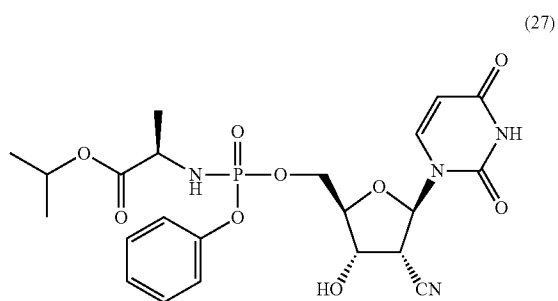
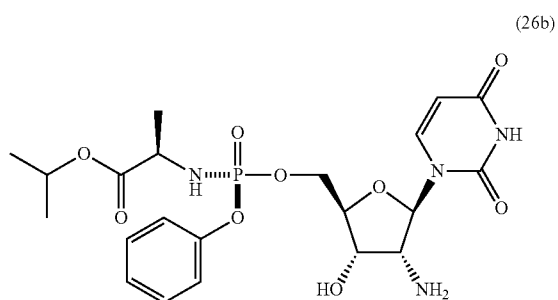
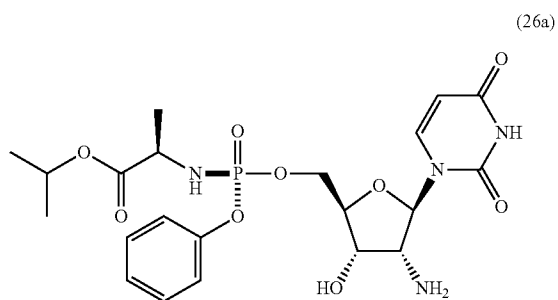
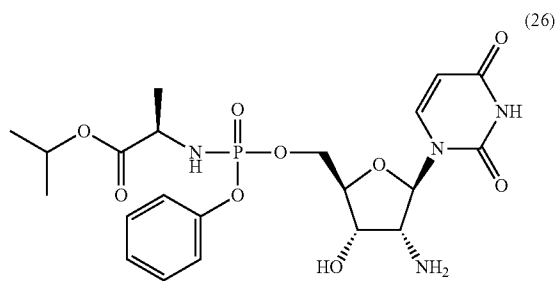
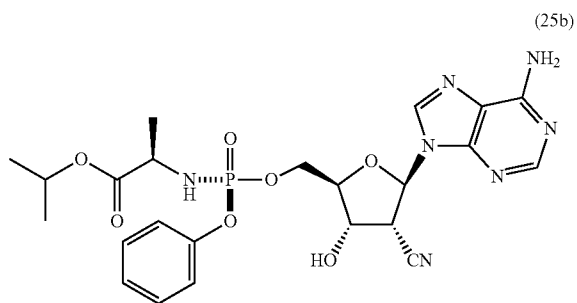
(25)



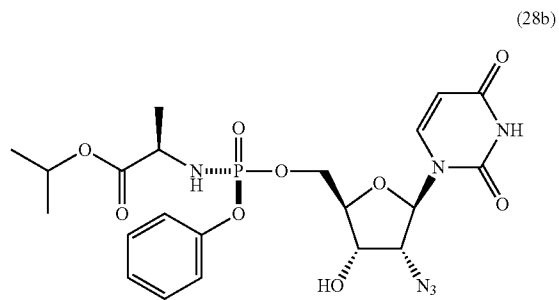
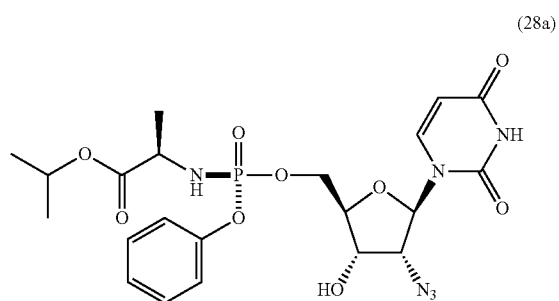
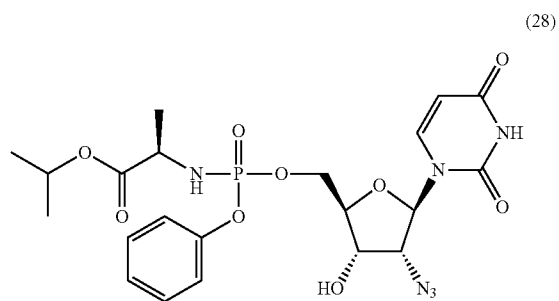
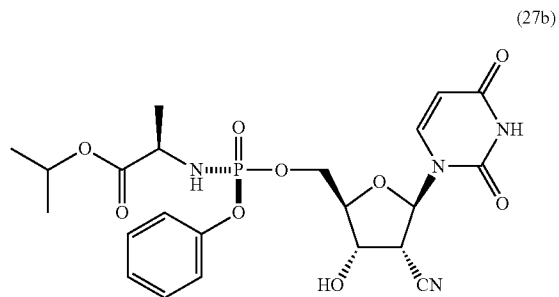
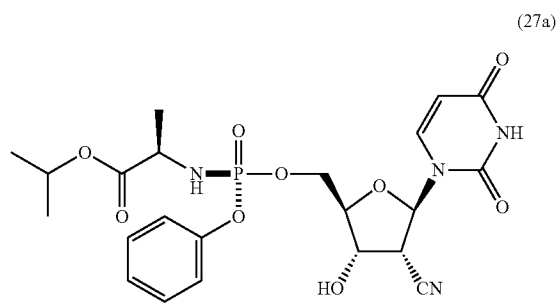
(25a)



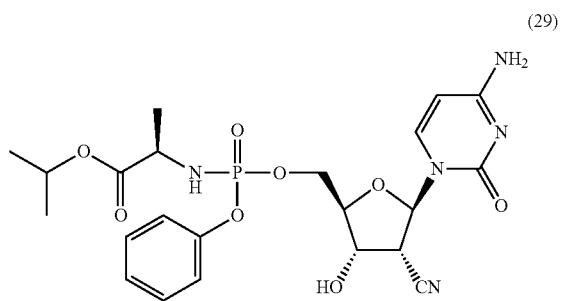
-continued



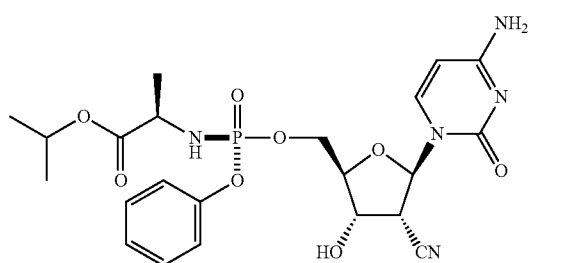
-continued



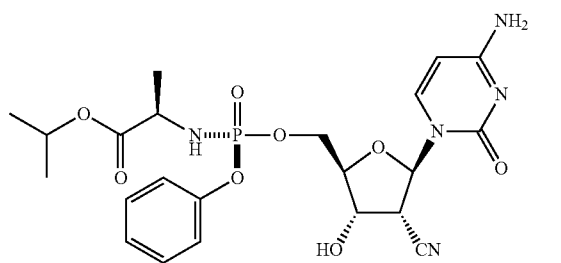
-continued



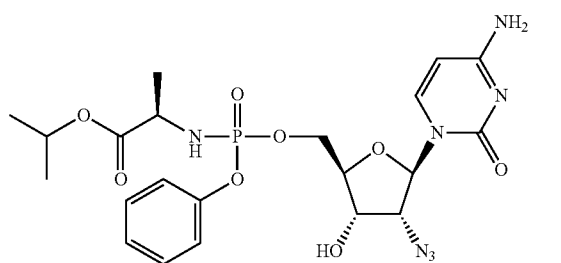
(29a)



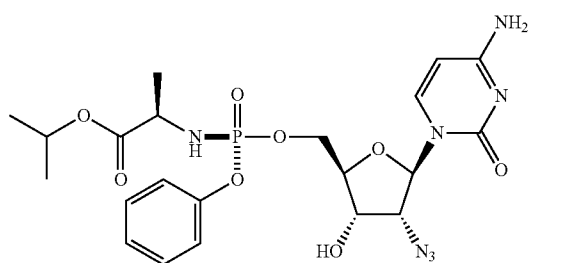
(29b)



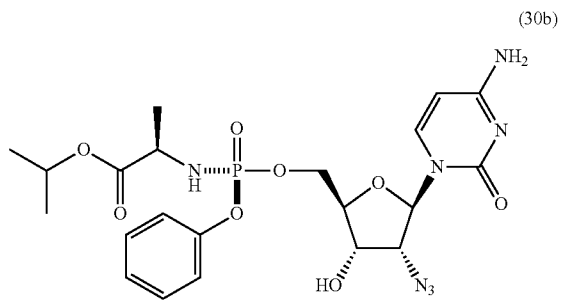
(30)



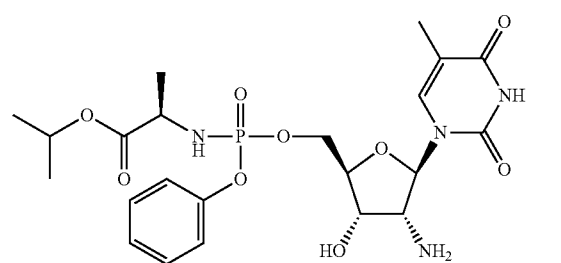
(30a)



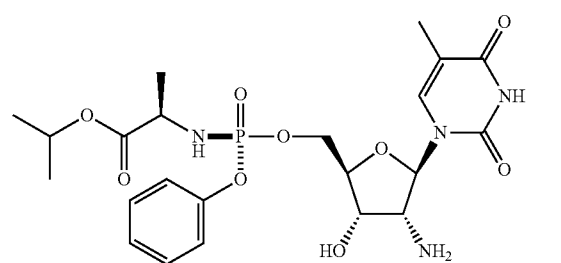
-continued



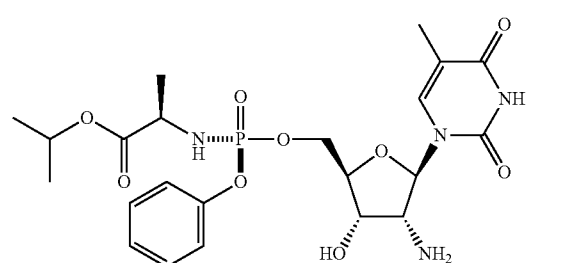
(31)



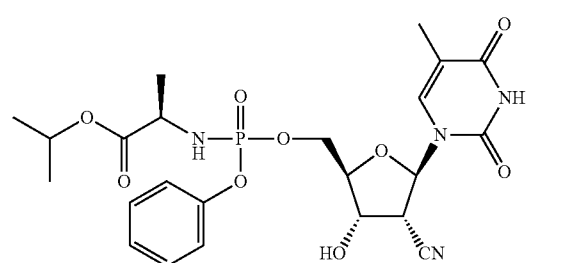
(31a)



(31b)

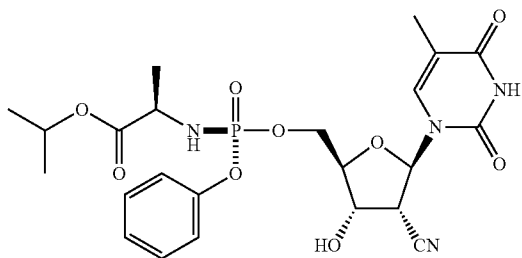


(32)

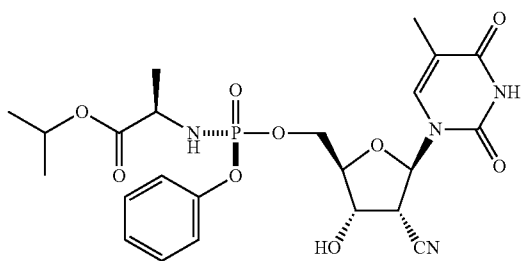


-continued

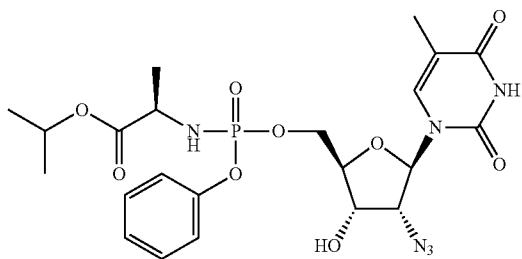
(32a)



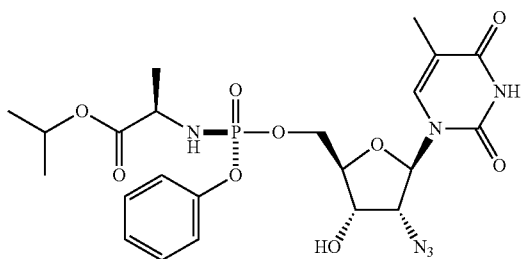
(32b)



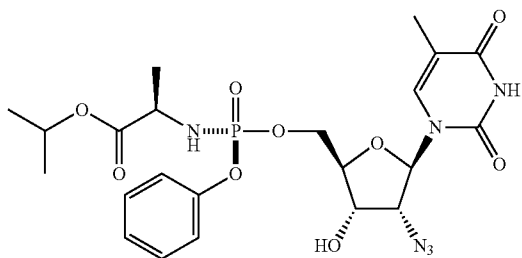
(33)



(33a)

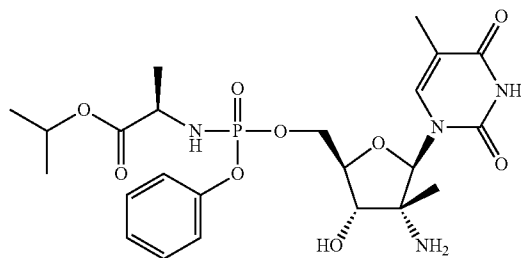


(33b)

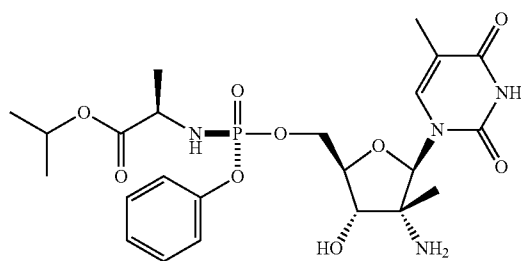


-continued

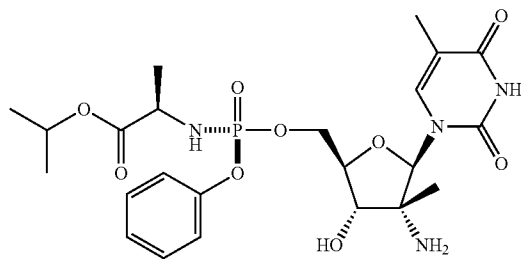
(34a)



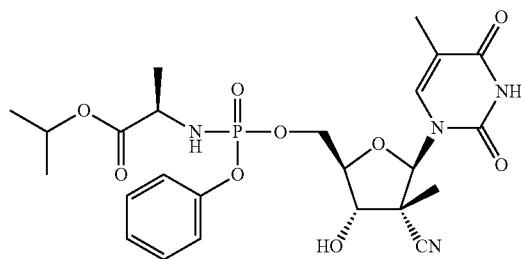
(34b)



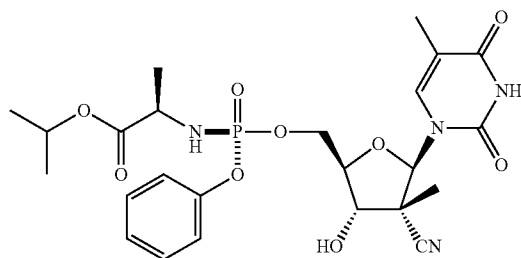
(34b)



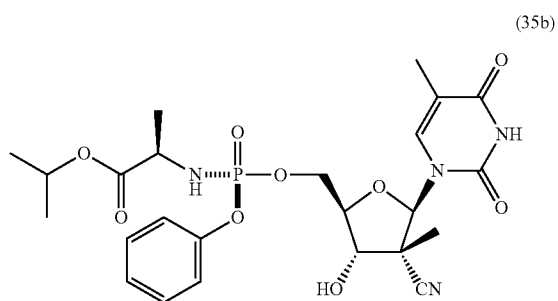
(35)



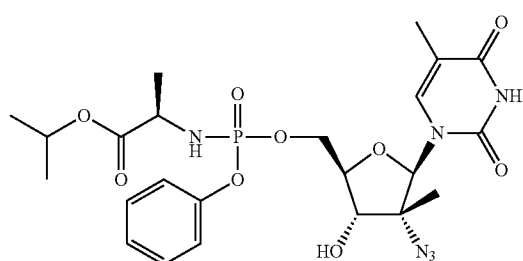
(35a)



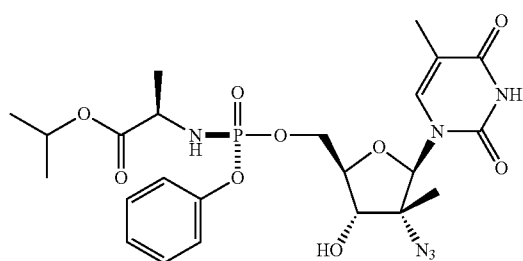
-continued



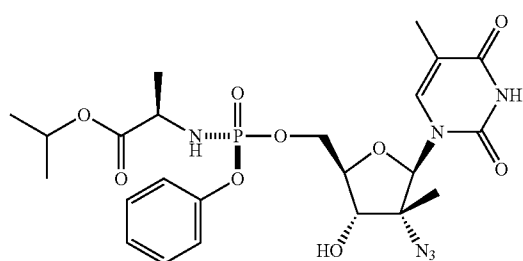
(36)



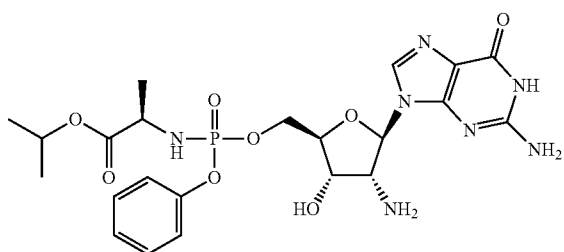
(36a)



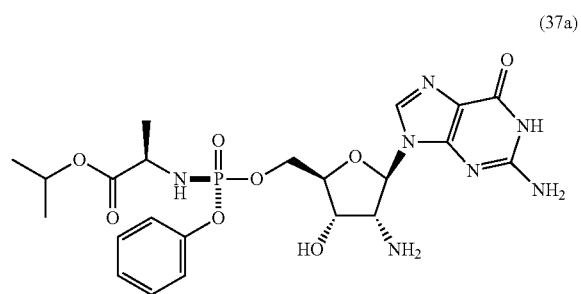
(36b)



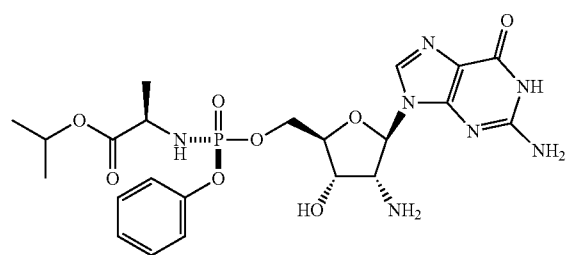
(37)



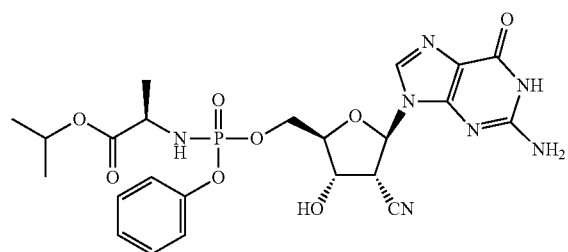
-continued



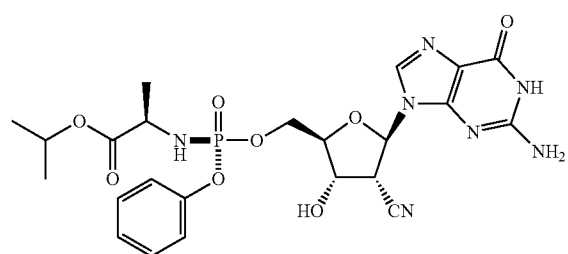
(37b)



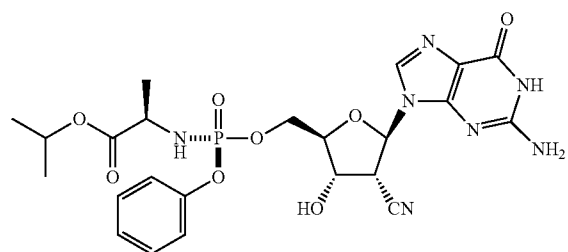
(38)



(38a)

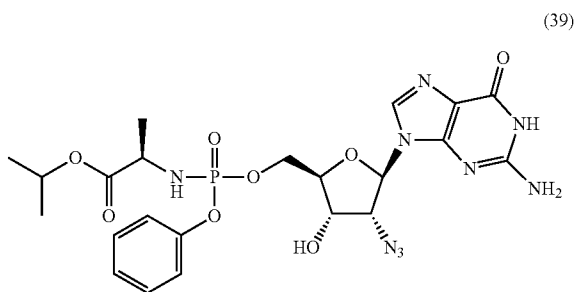


(38b)



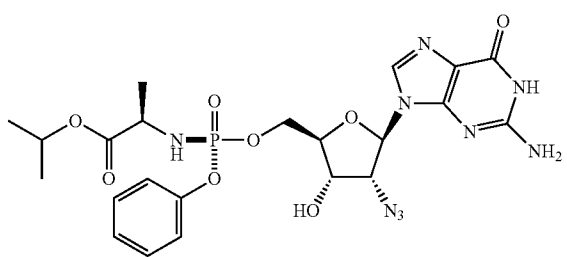


-continued

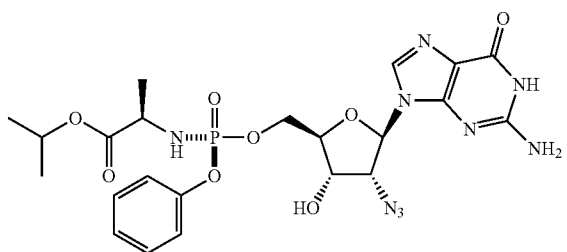


(39)

(39a)

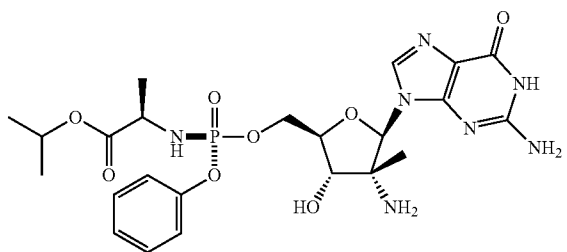


(39b)



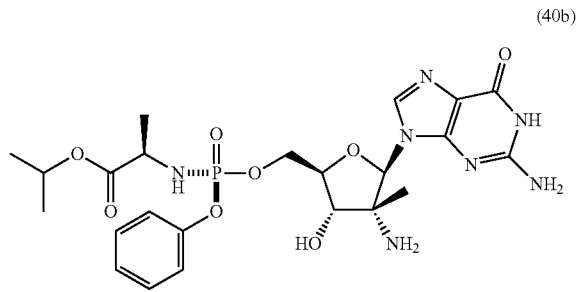
(40)

(40a)



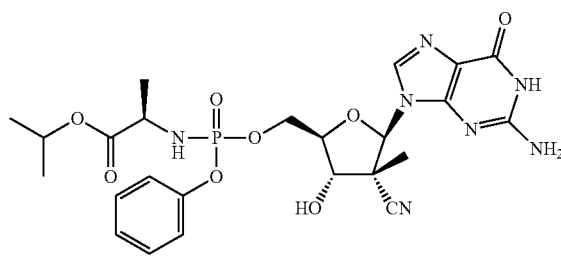
(40)

-continued

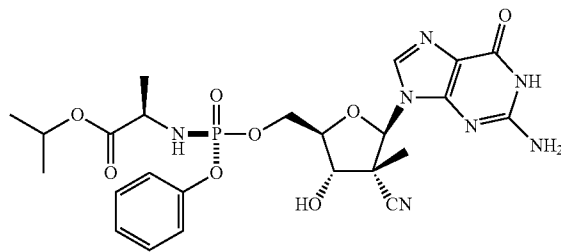


(40b)

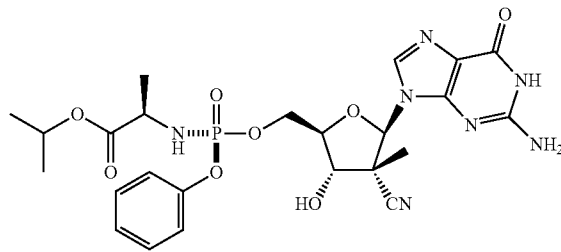
(41)



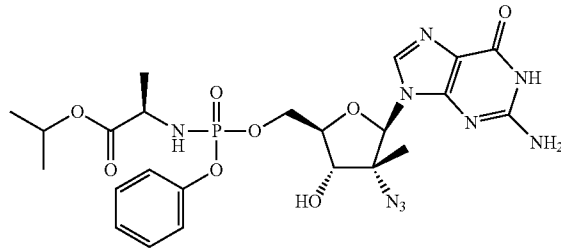
(41a)



(41b)

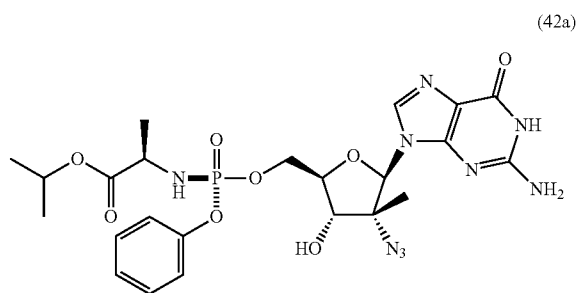


(42)

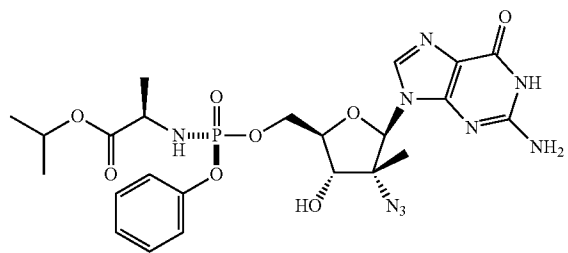


(42)

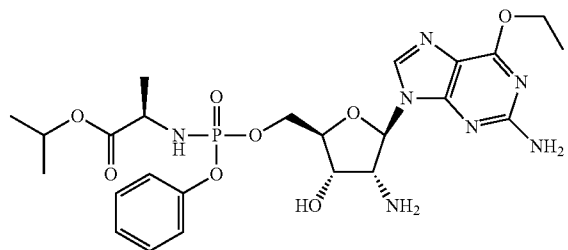
-continued



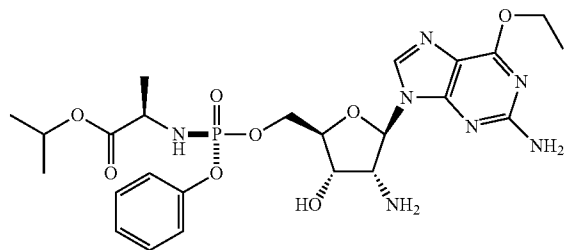
(42b)



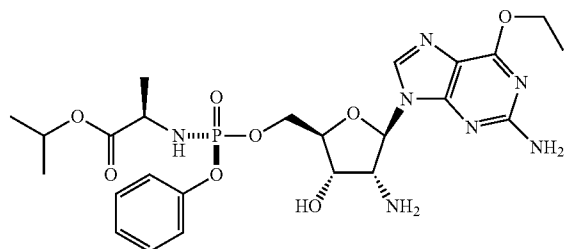
(43)



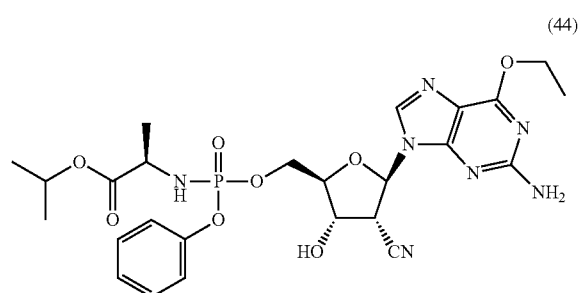
(43a)



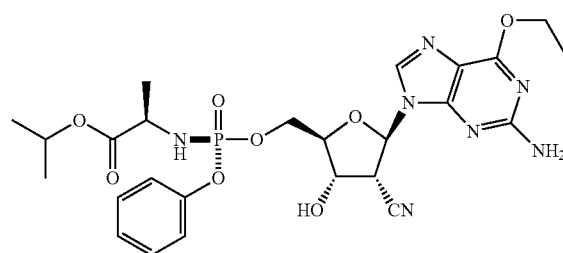
(43b)



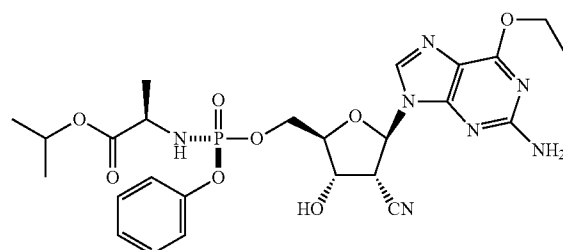
-continued



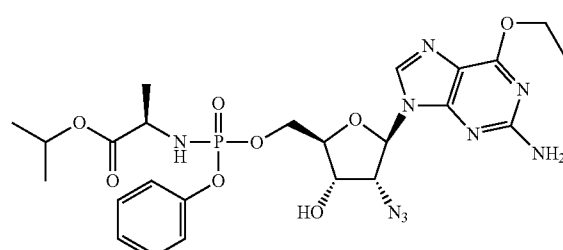
(44a)



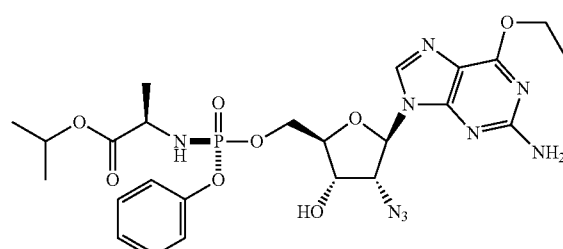
(44b)



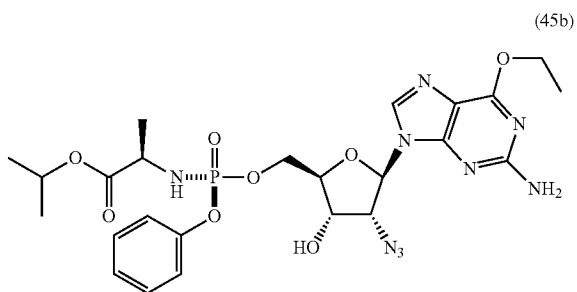
(45)



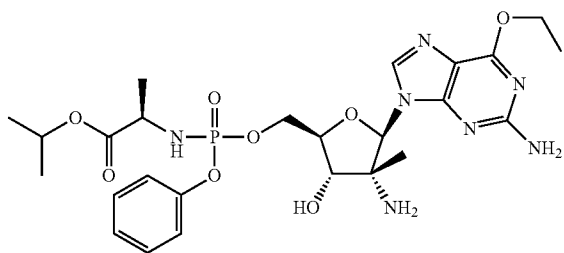
(45a)



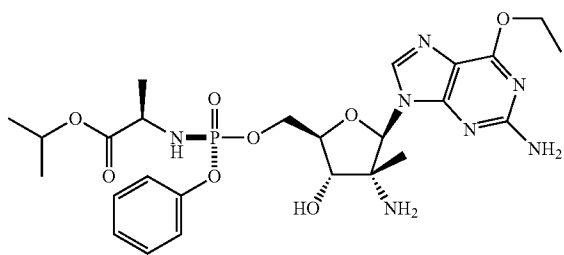
-continued



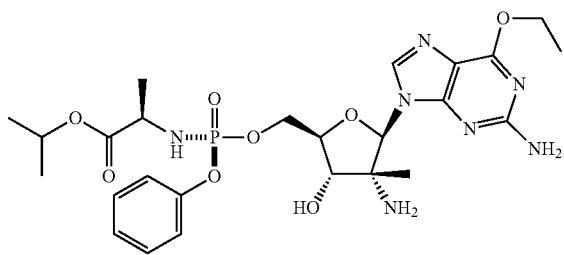
(46)



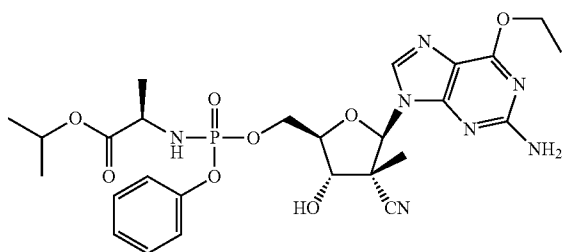
(46a)



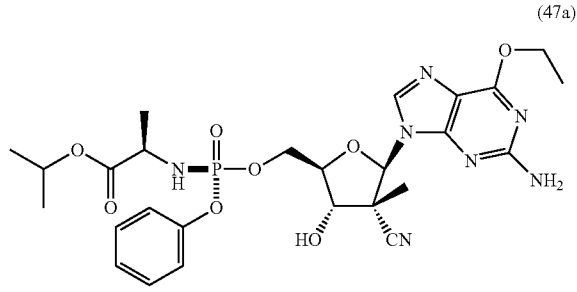
(46b)



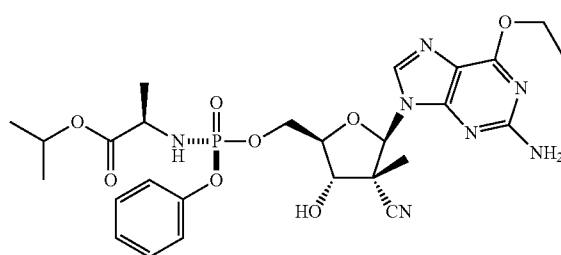
(47)



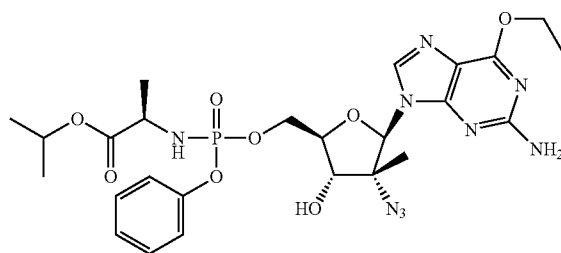
-continued



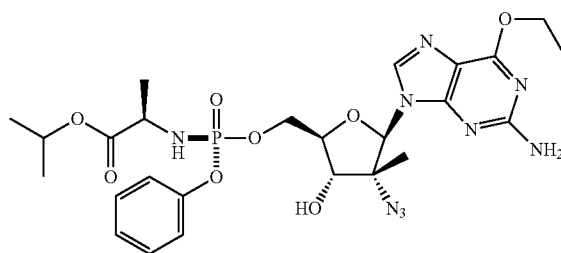
(47b)



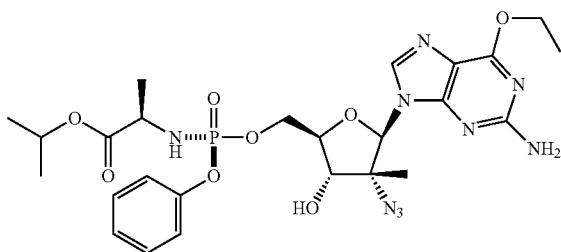
(48)



(48a)



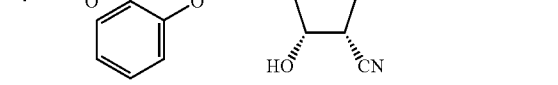
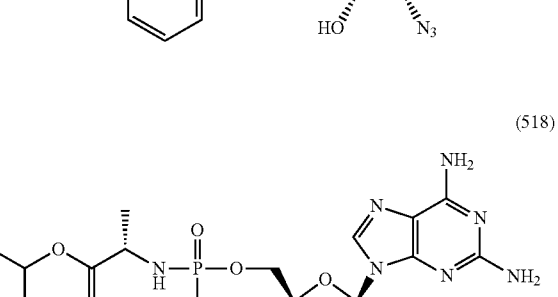
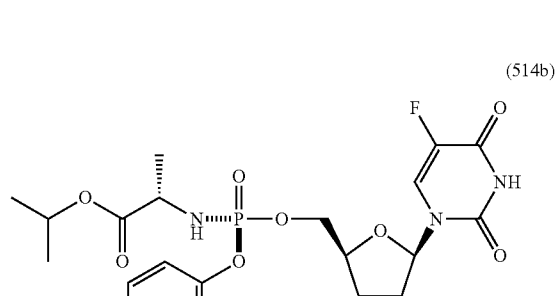
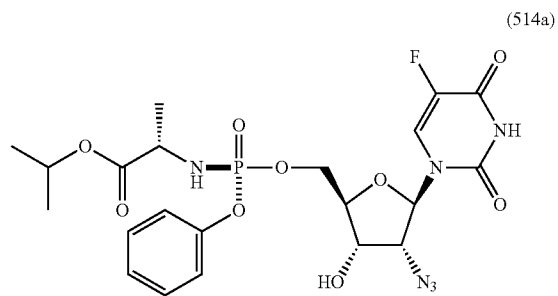
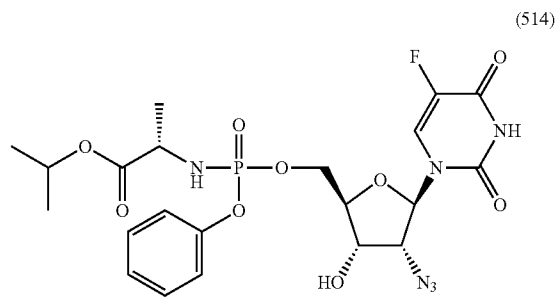
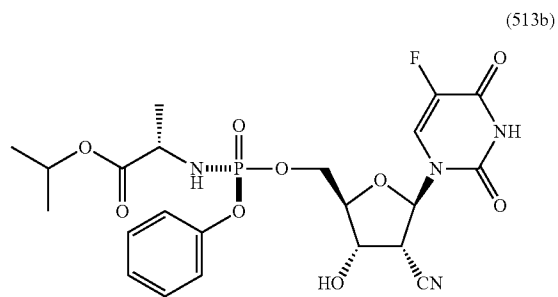
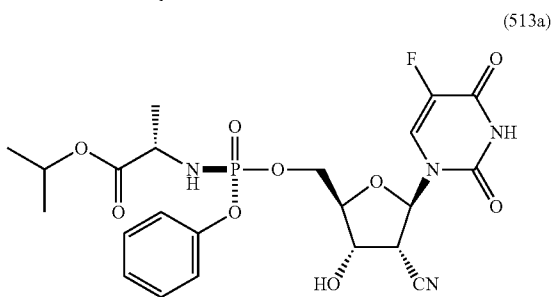
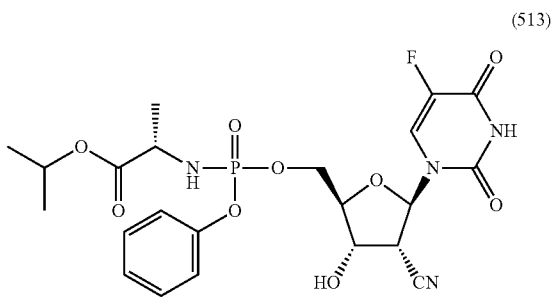
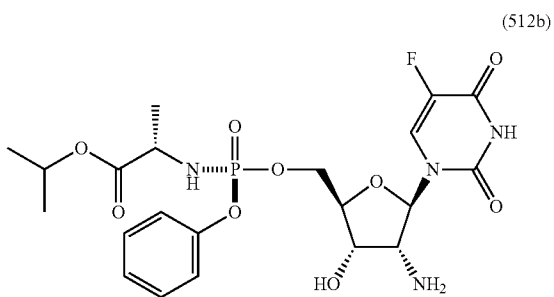
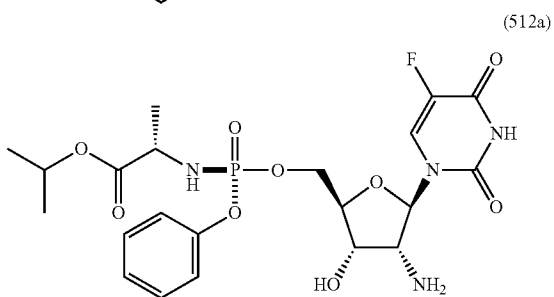
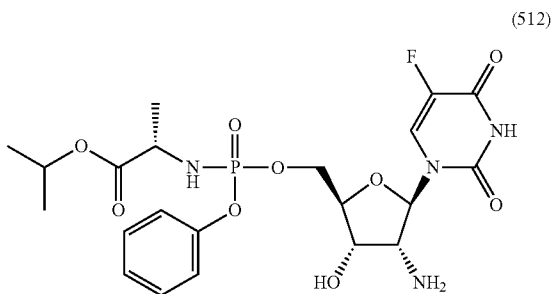
(48b)



or a pharmaceutically acceptable salt, solvate, stereoisomeric form, tautomeric form, or polymorphic form thereof.

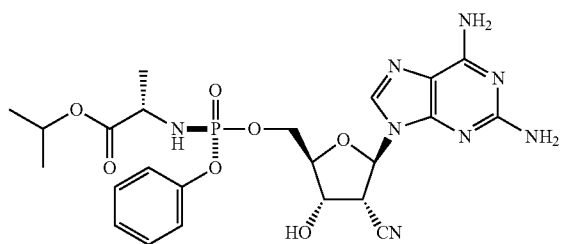
[0205] In certain embodiments, provided herein are compounds according to any of Formulas 512-545b:

-continued

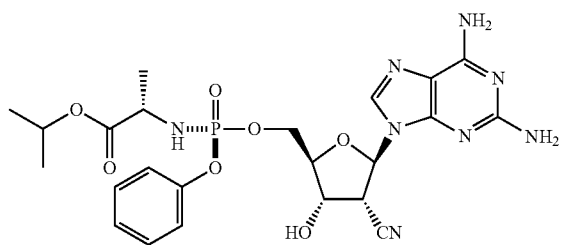


-continued

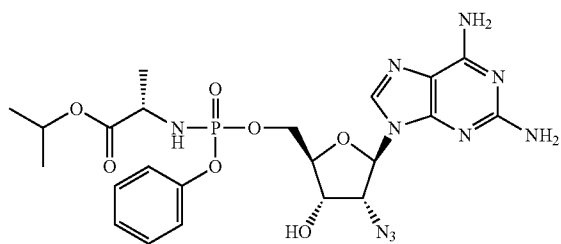
(518a)



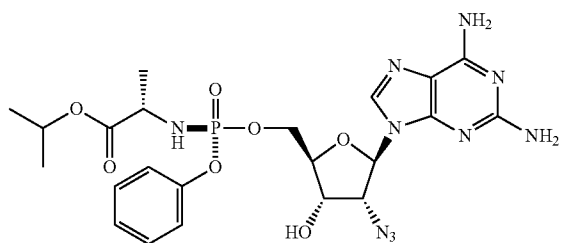
(518b)



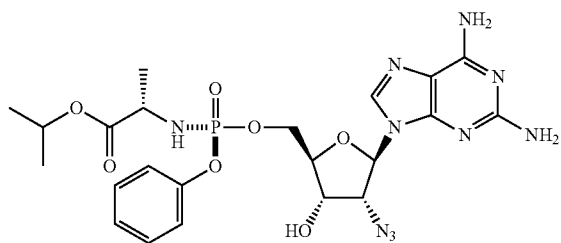
(519)



(519a)

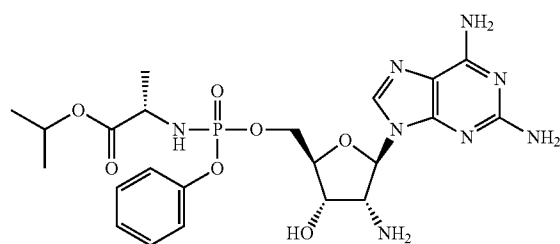


(519b)

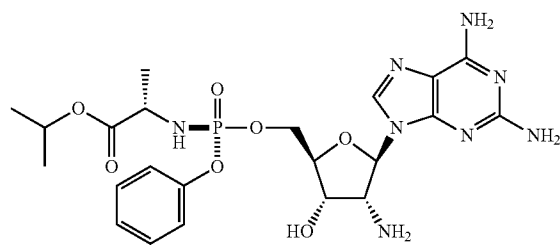


-continued

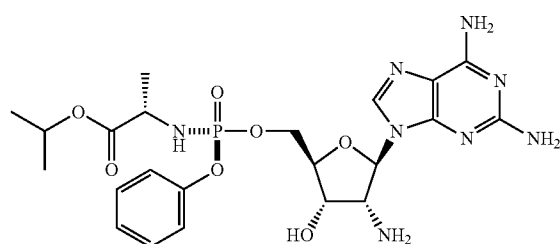
(520)



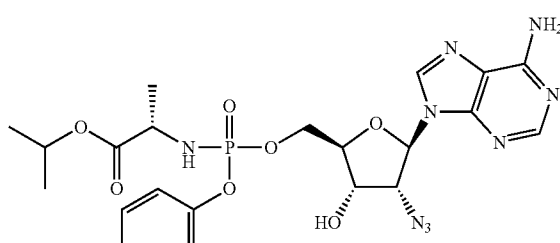
(520a)



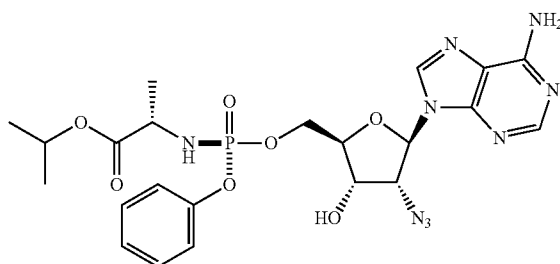
(520b)



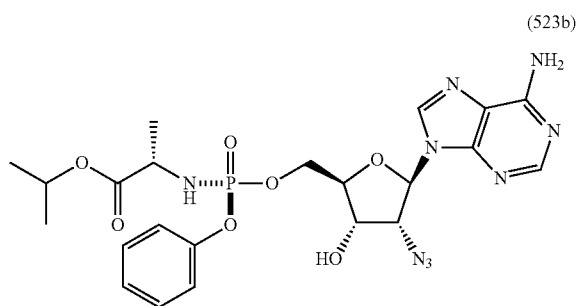
(523)



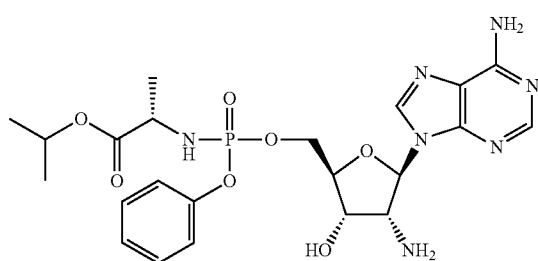
(523a)



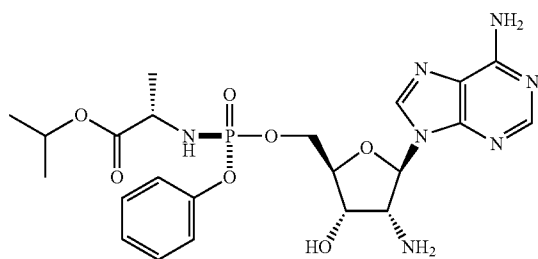
-continued



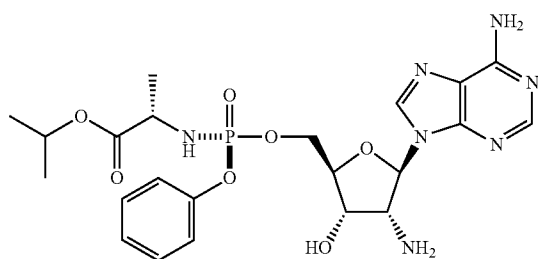
(524)



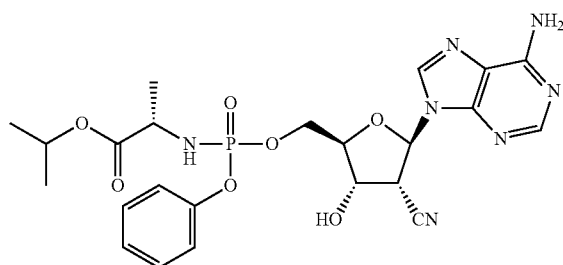
(524a)



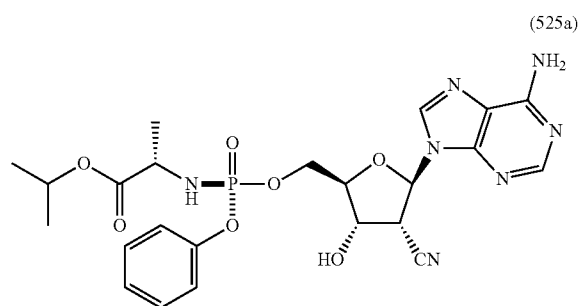
(524b)



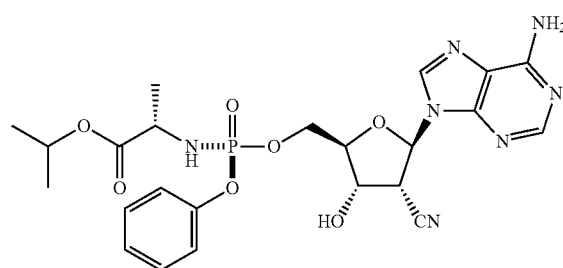
(525)



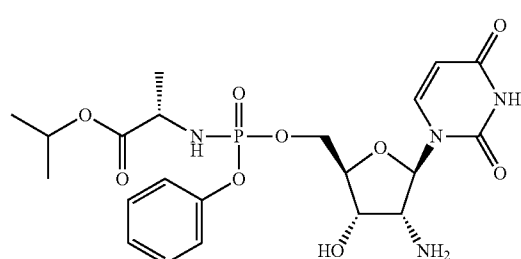
-continued



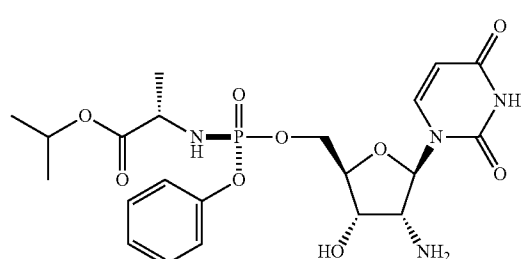
(525b)



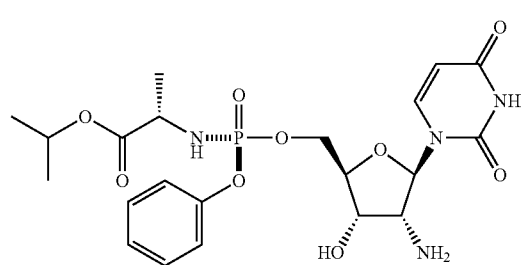
(526)



(526a)

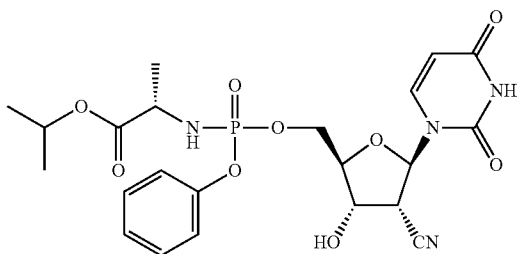


(526b)

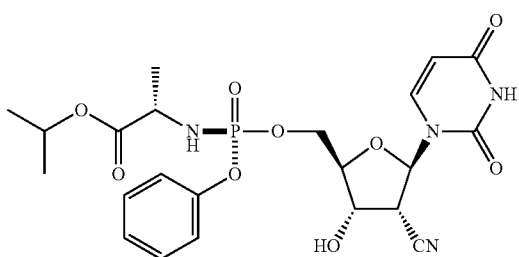


-continued

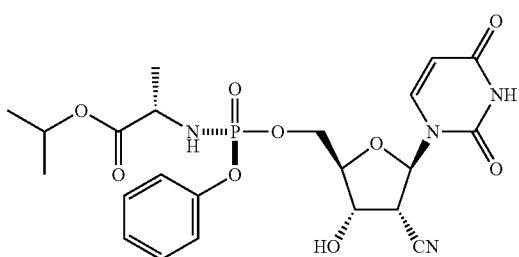
(527)



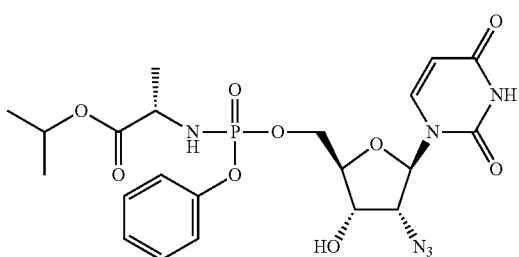
(527a)



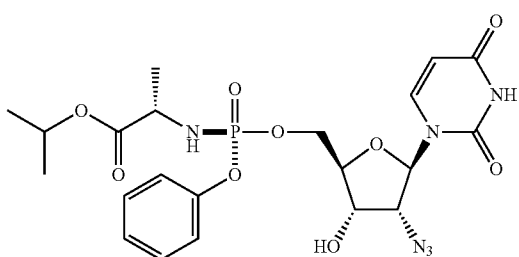
(527b)



(528)

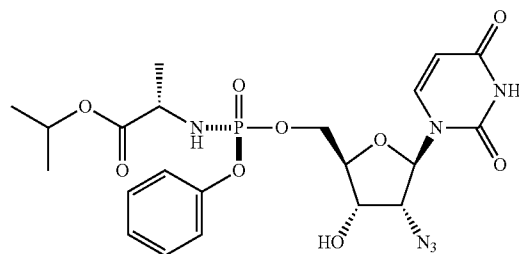


(528a)

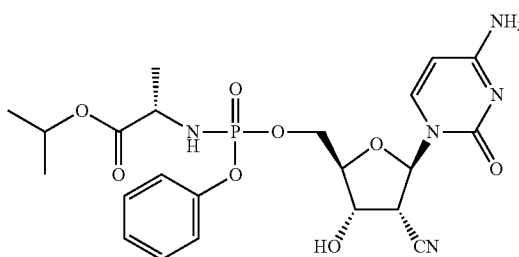


-continued

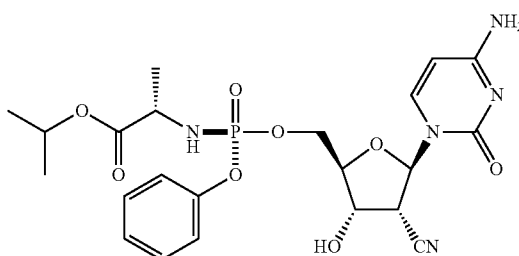
(528b)



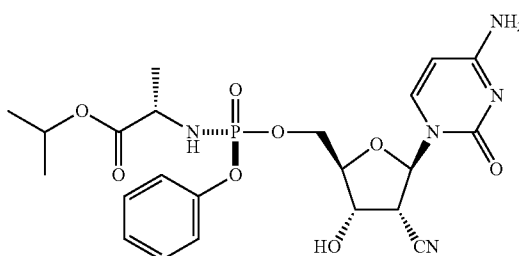
(529)



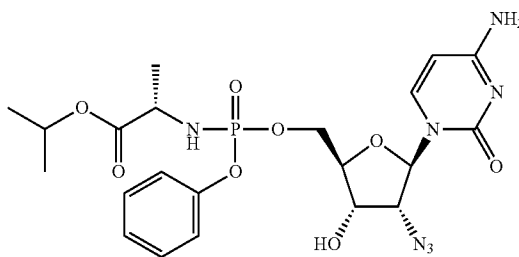
(529a)



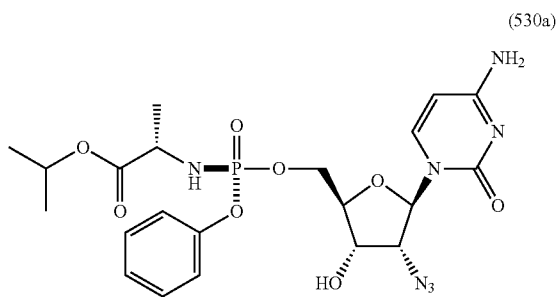
(529b)



(530)



-continued



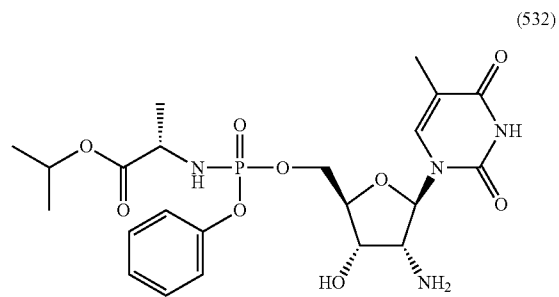
(530b)

(531)

(531a)

(531b)

-continued



(532a)

(532b)

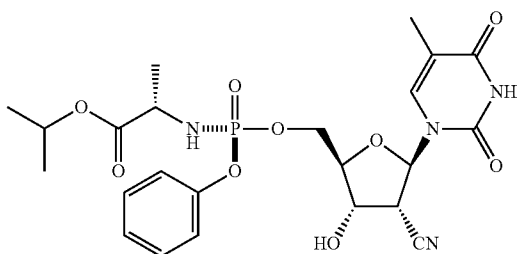
(533)

(533a)

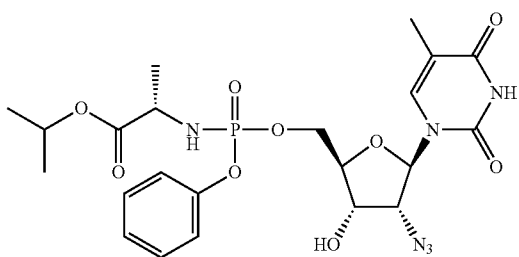


-continued

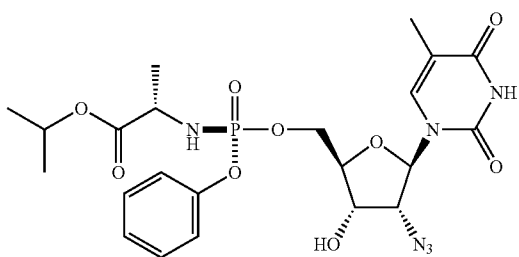
(533b)



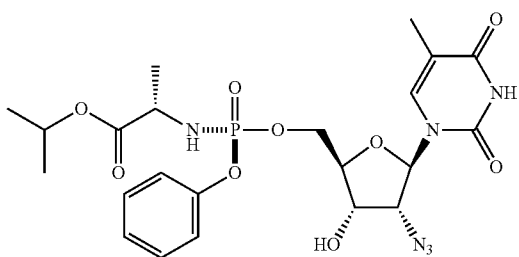
(534)



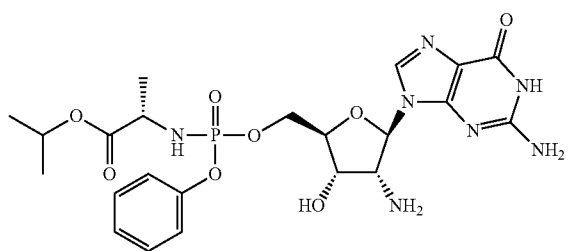
(534a)



(534b)

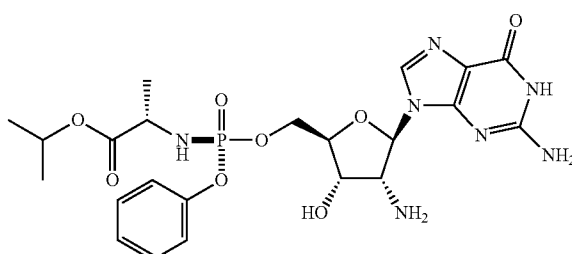


(537)

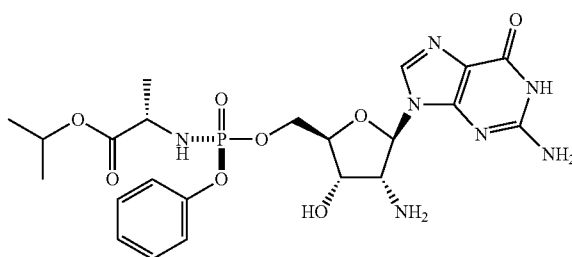


-continued

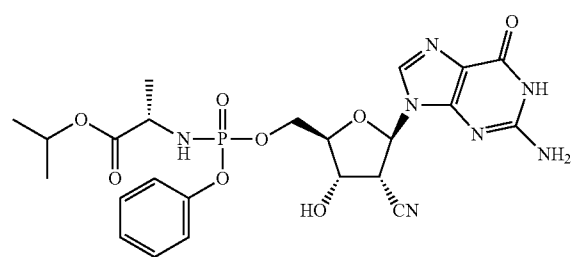
(537a)



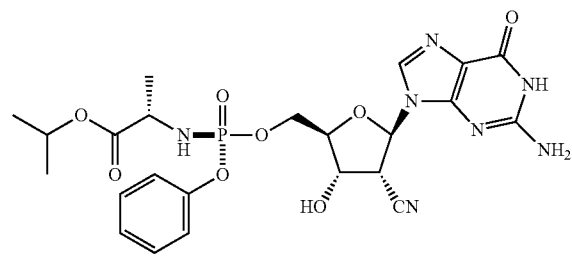
(537b)



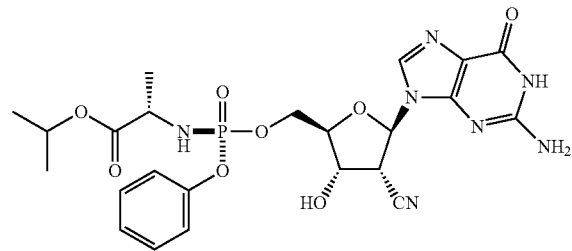
(538)



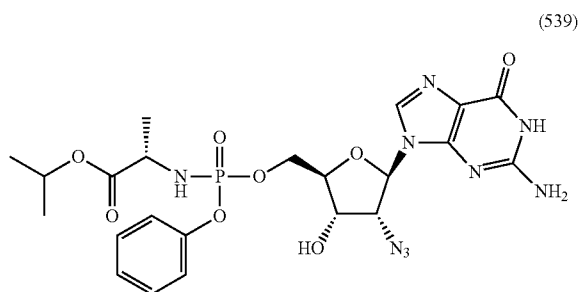
(538a)



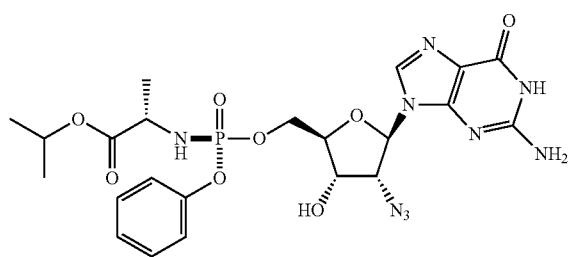
(538b)



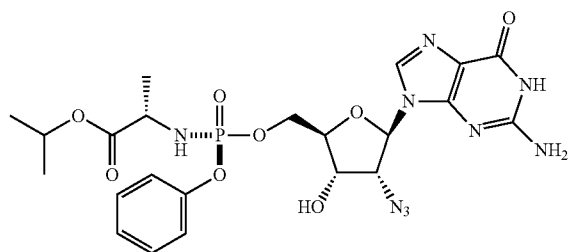
-continued



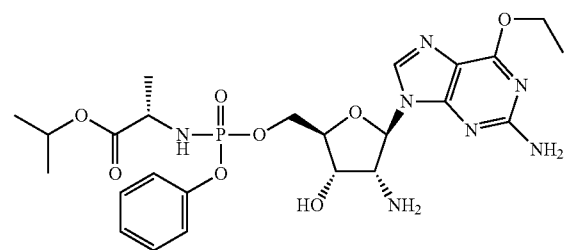
(539a)



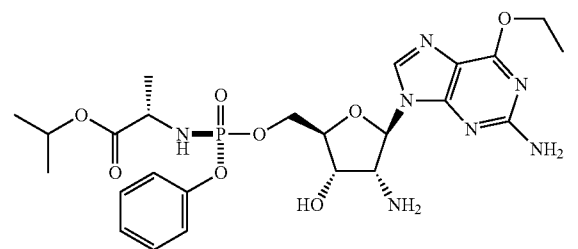
(539b)



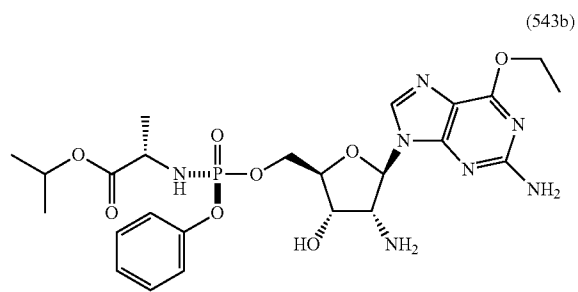
(543)



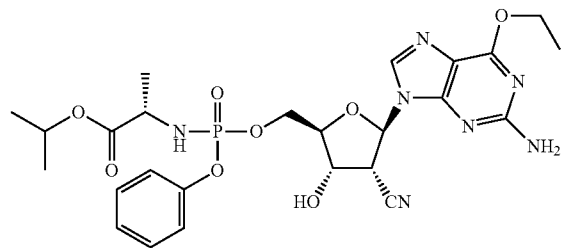
(543a)



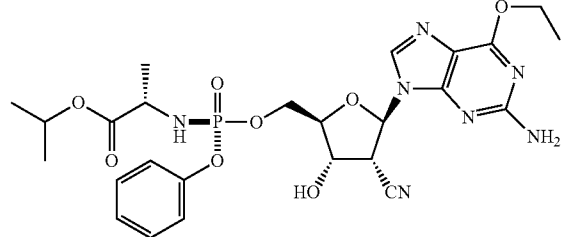
-continued



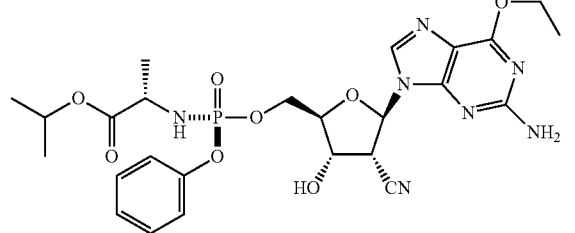
(544)



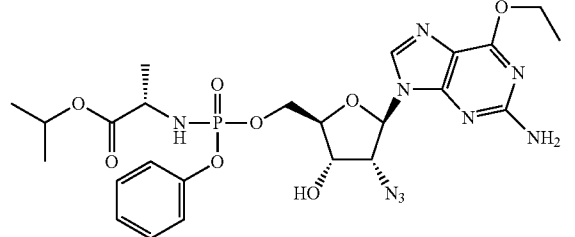
(544a)



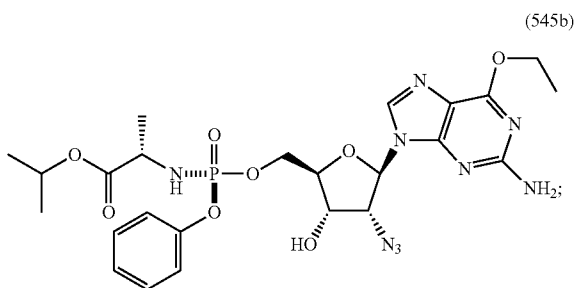
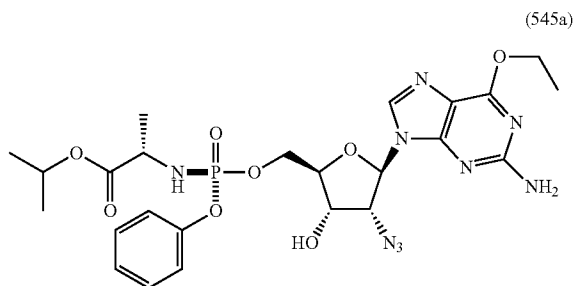
(544b)



(545)

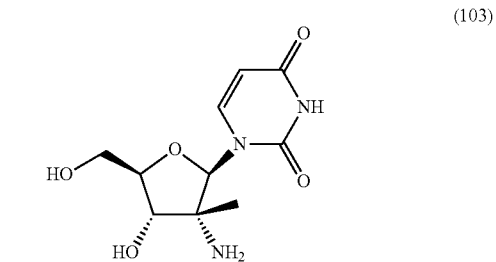
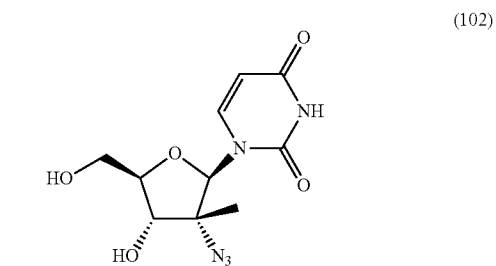
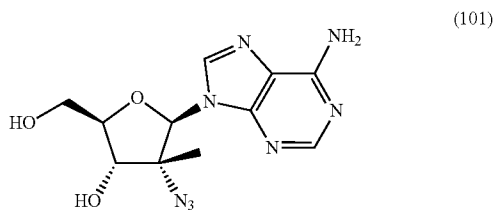


-continued

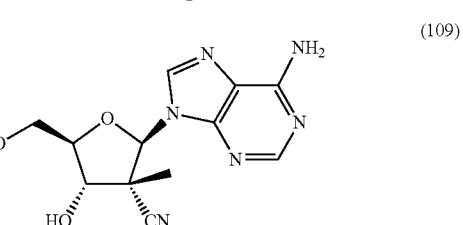
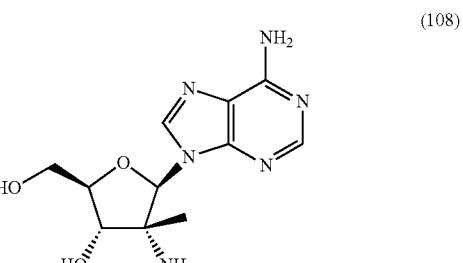
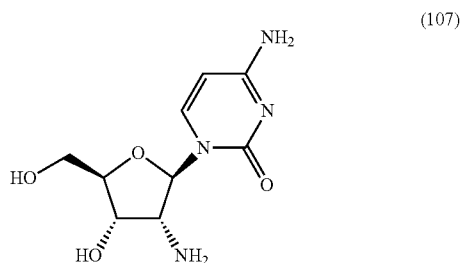
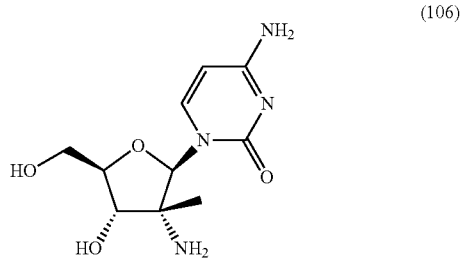
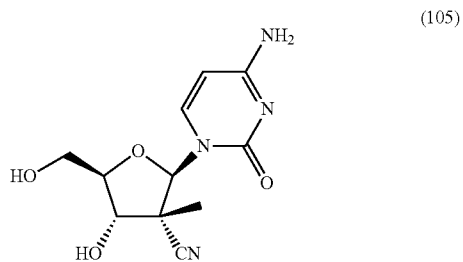
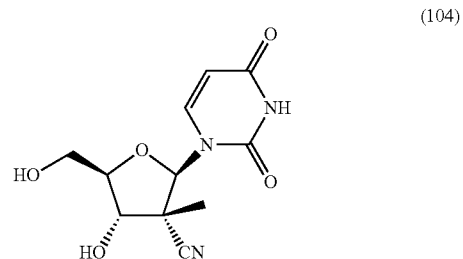


or a pharmaceutically acceptable salt, solvate, stereoisomeric form, tautomeric form, or polymorphic form thereof.

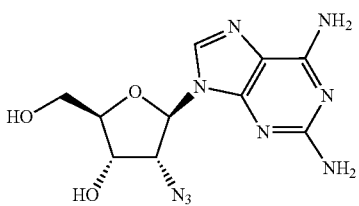
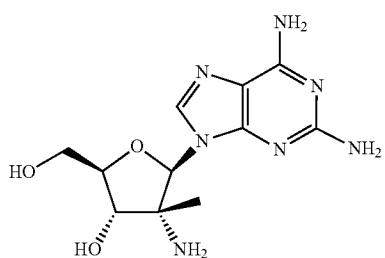
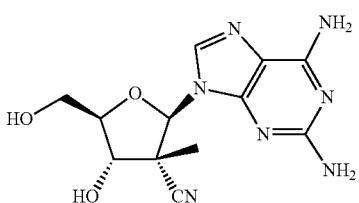
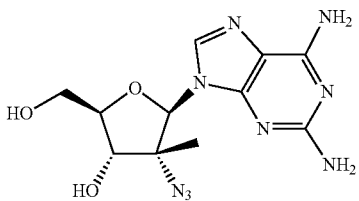
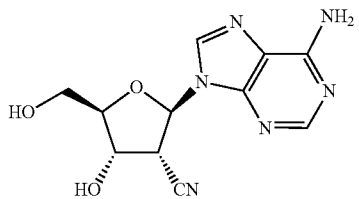
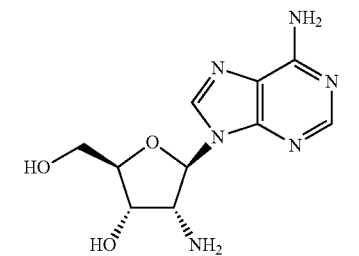
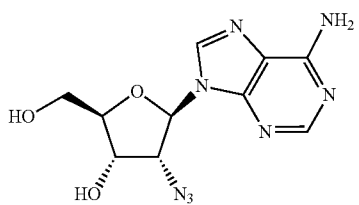
[0206] In certain embodiments, provided herein are compounds according to any of Formulas 101-148:



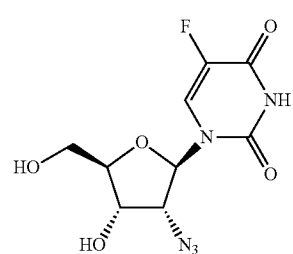
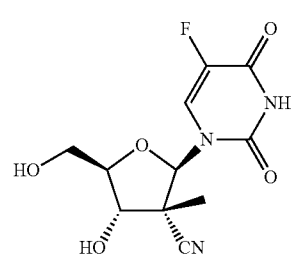
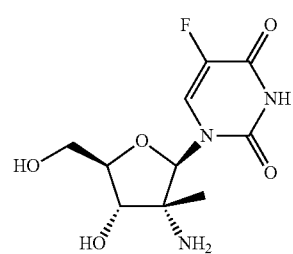
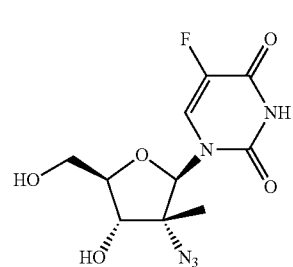
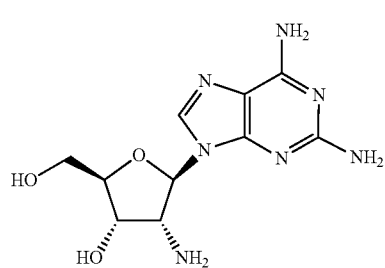
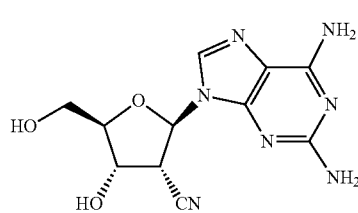
-continued



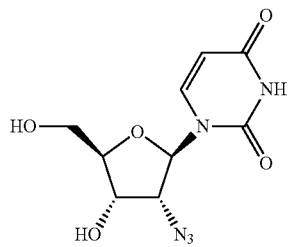
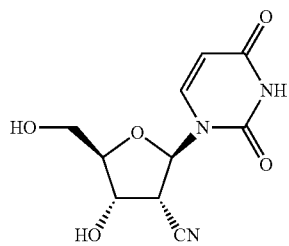
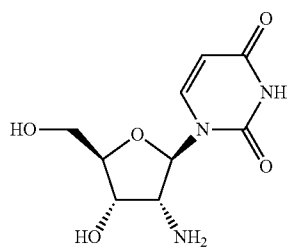
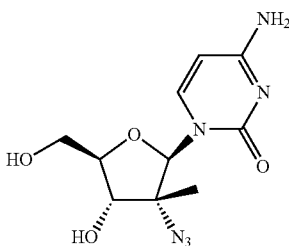
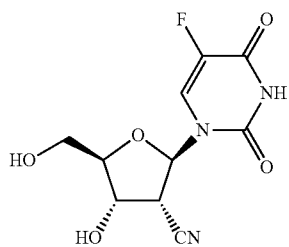
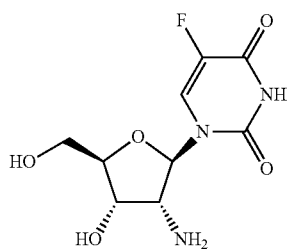
-continued



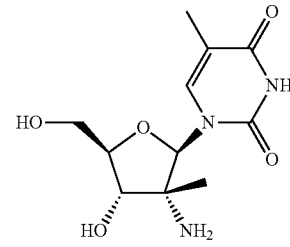
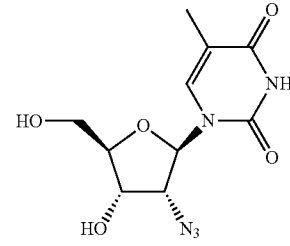
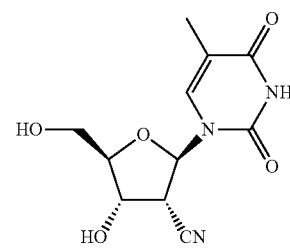
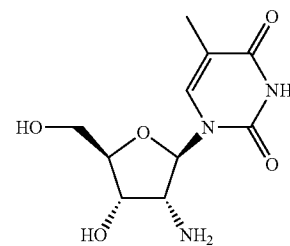
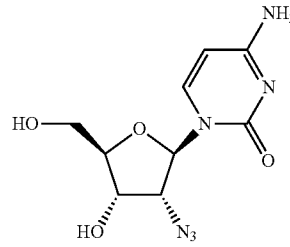
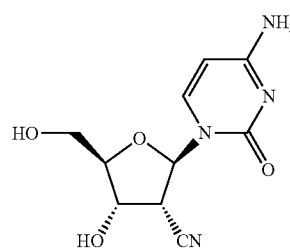
-continued



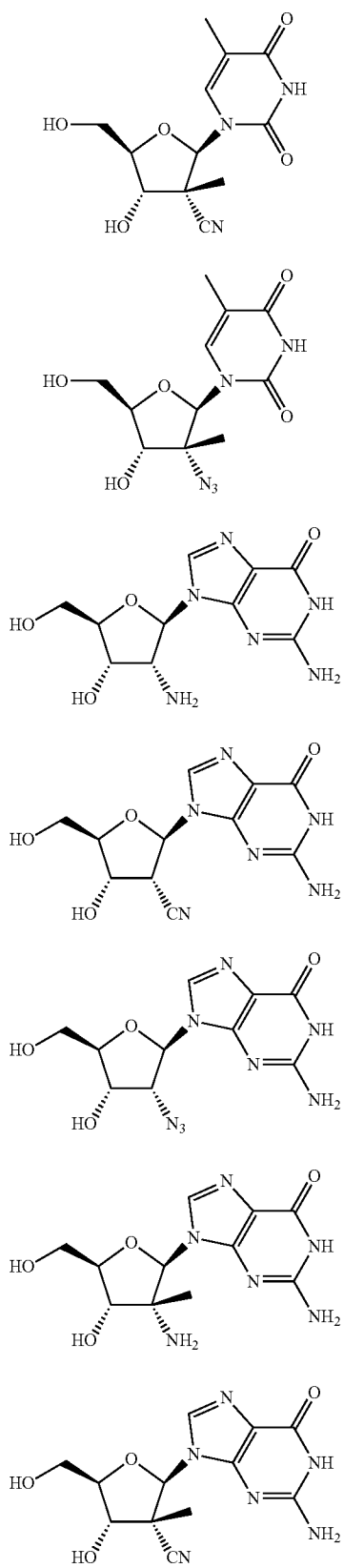
-continued



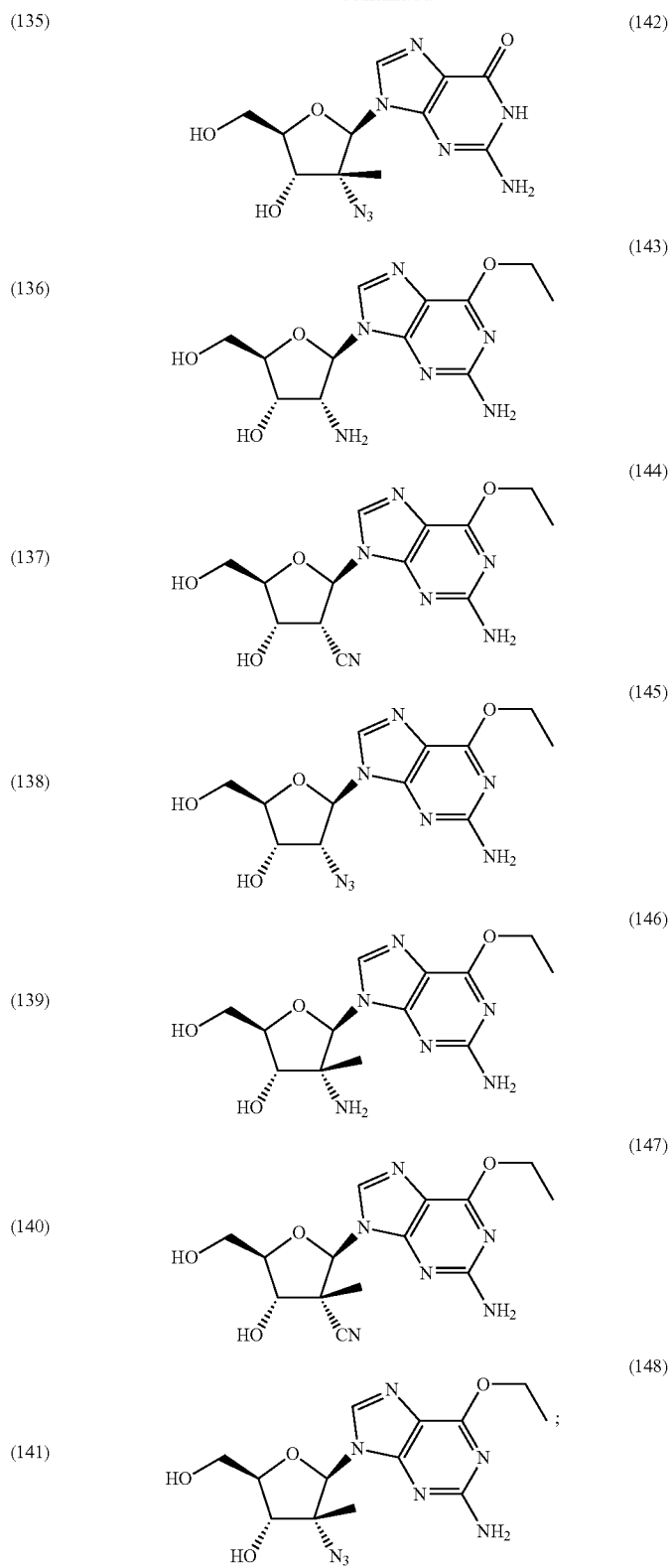
-continued



-continued



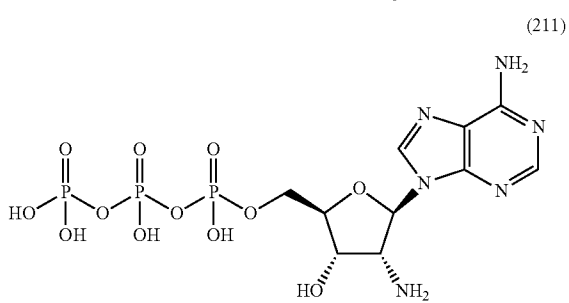
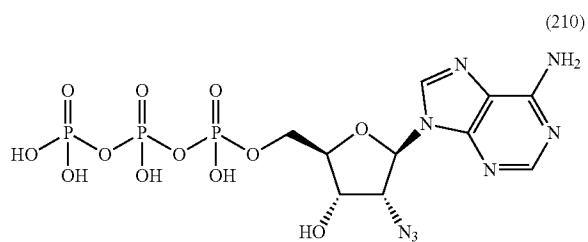
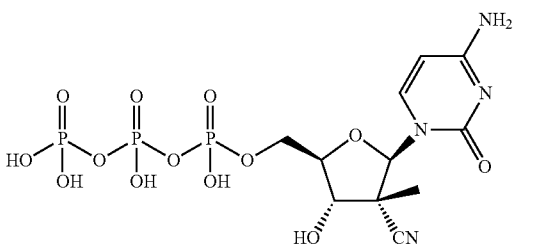
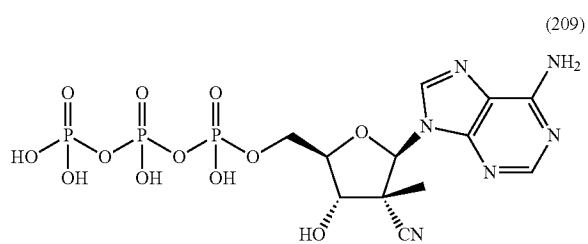
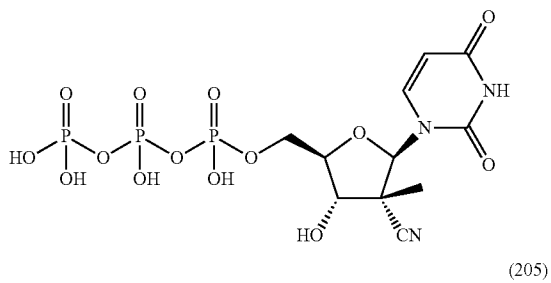
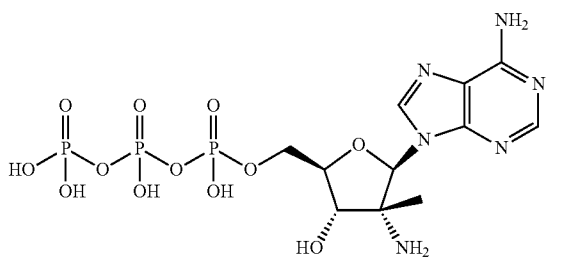
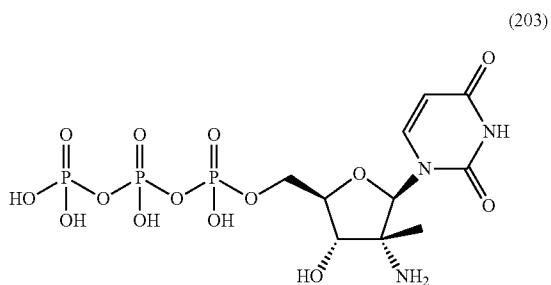
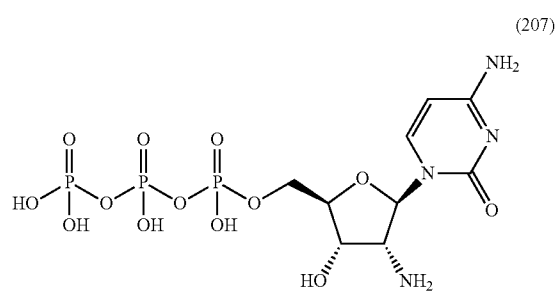
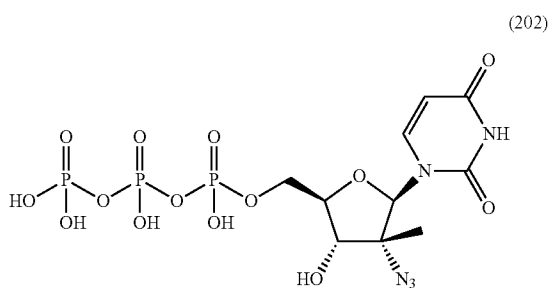
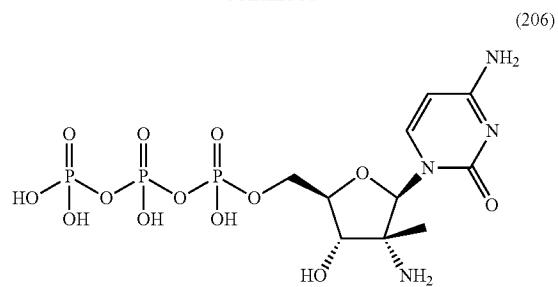
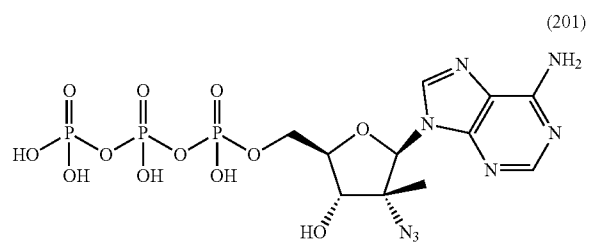
-continued



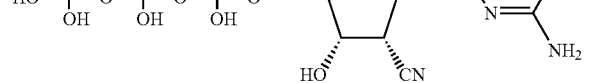
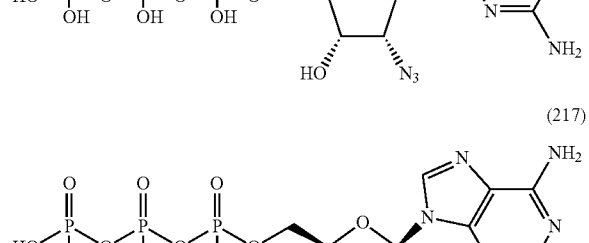
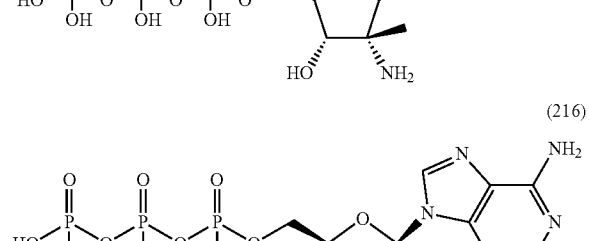
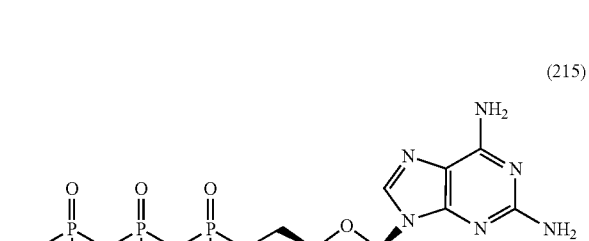
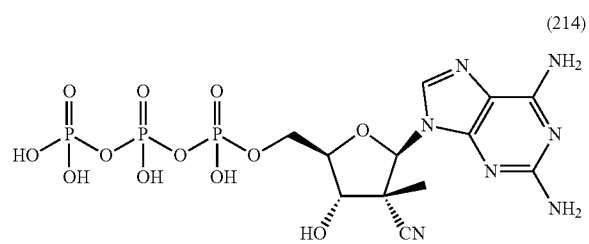
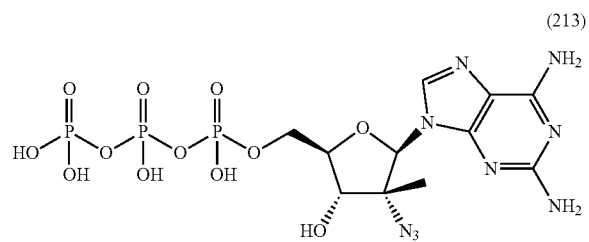
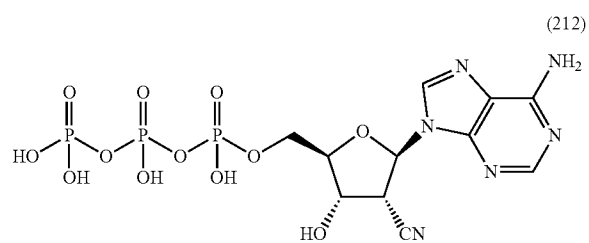
or a pharmaceutically acceptable salt, solvate, stereoisomeric form, tautomeric form, or polymorphic form thereof.

[0207] In certain embodiments, provided herein are compounds according to any of Formulas 201-248:

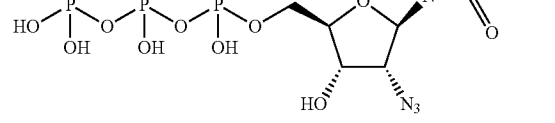
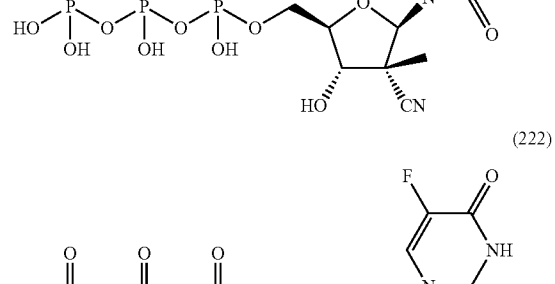
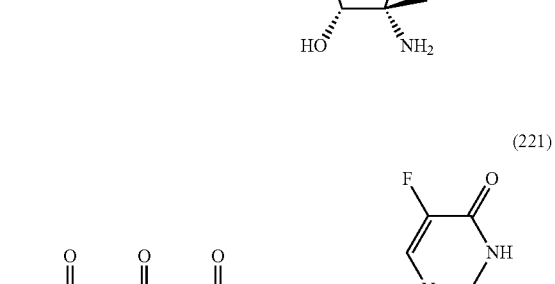
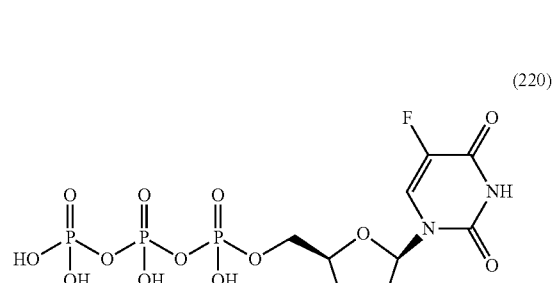
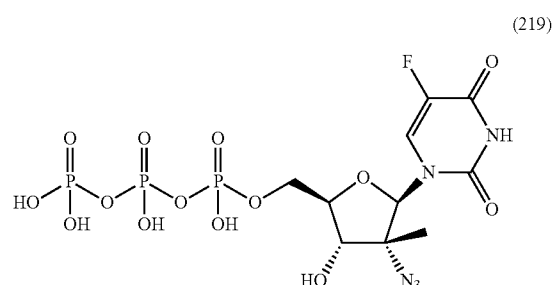
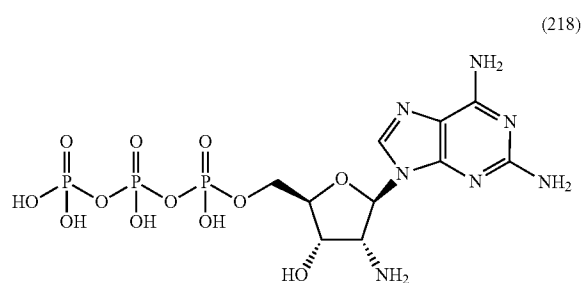
-continued



-continued

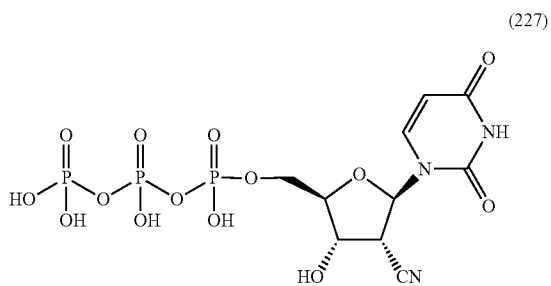
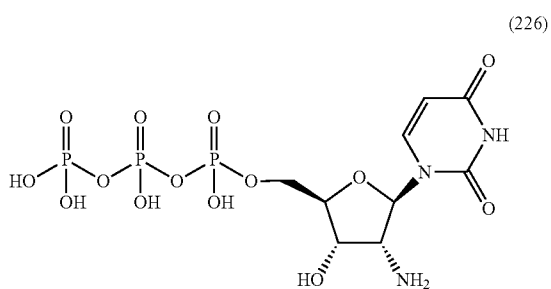
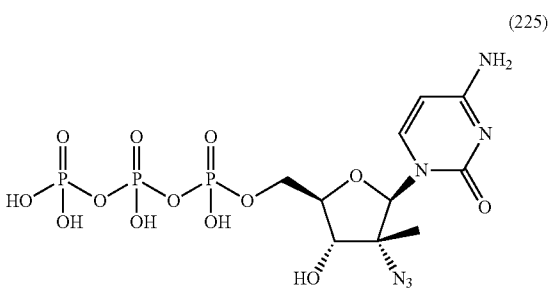
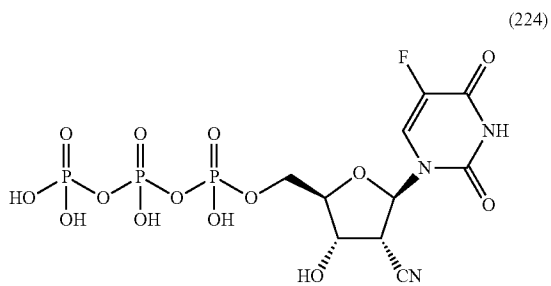
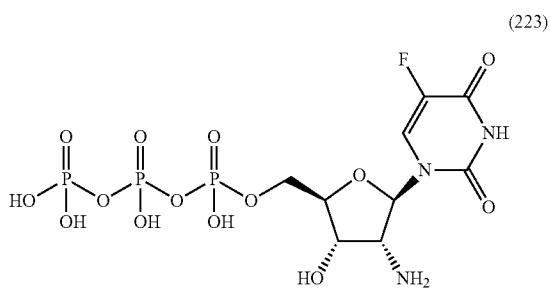


-continued

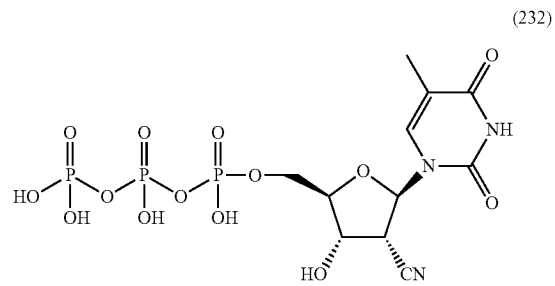
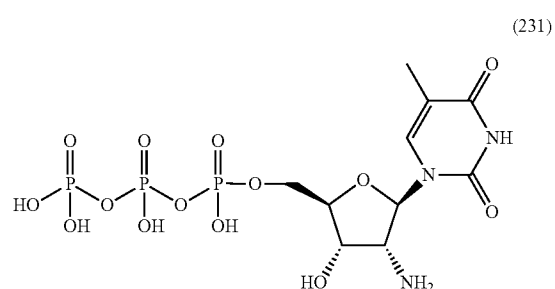
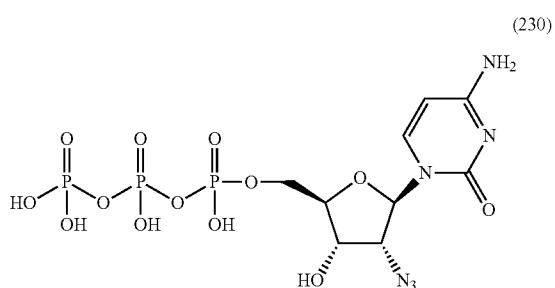
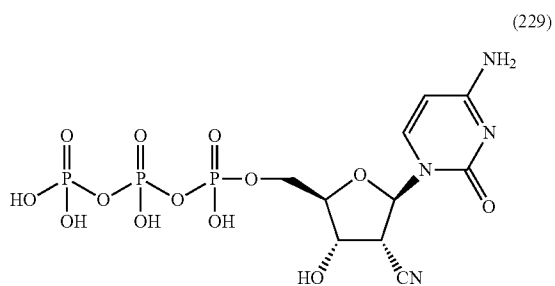
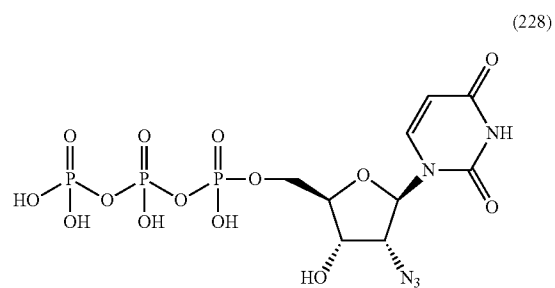




-continued

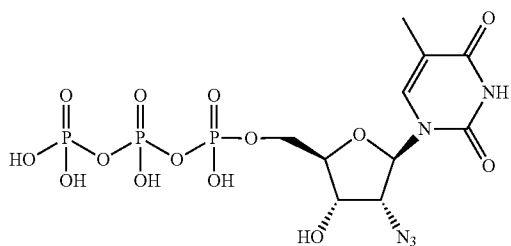


-continued

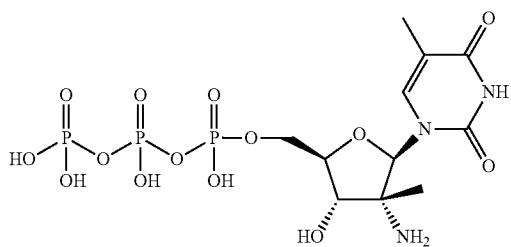


-continued

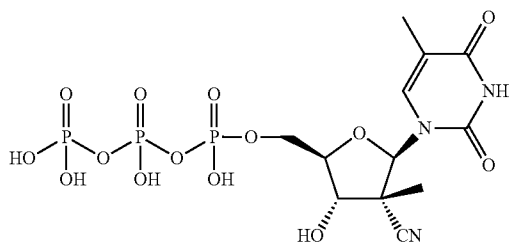
(233)



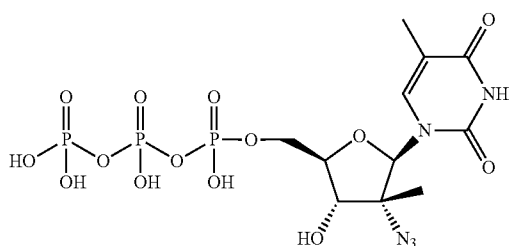
(234)



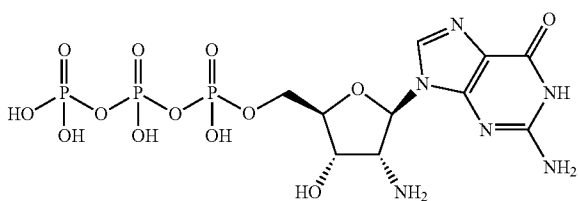
(235)



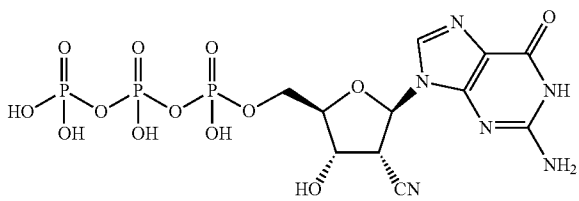
(236)



(237)

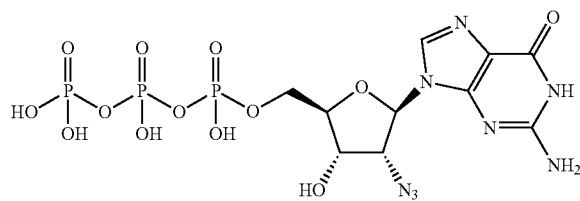


(238)

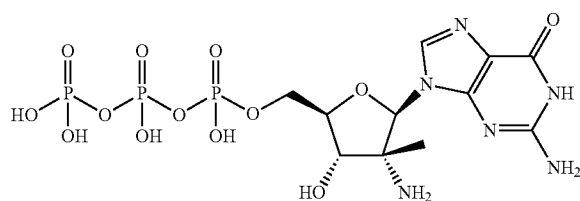


-continued

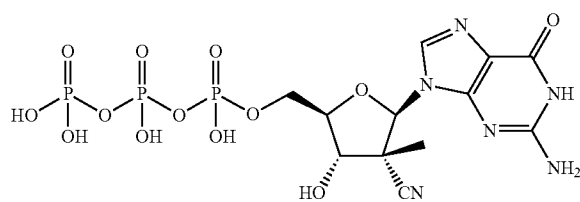
(239)



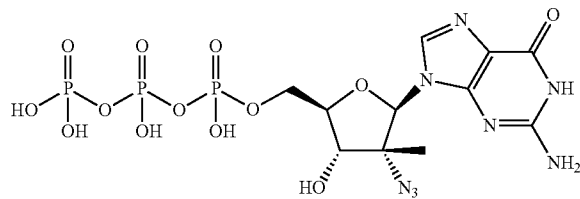
(240)



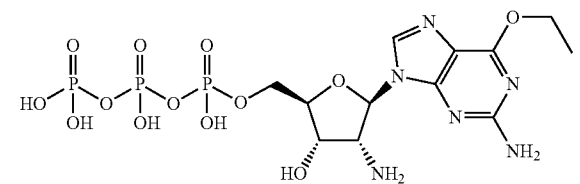
(241)



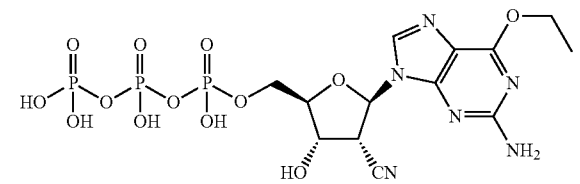
(242)



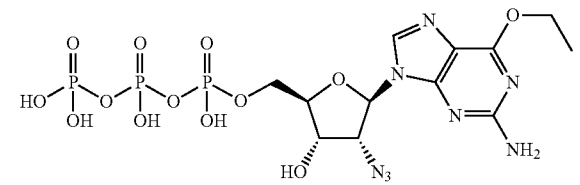
(243)



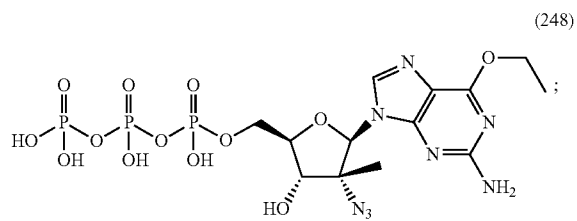
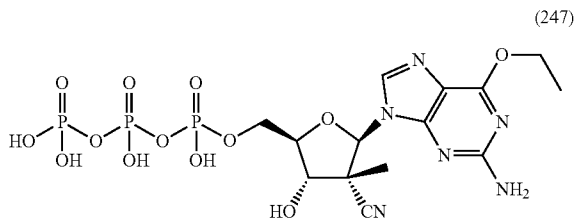
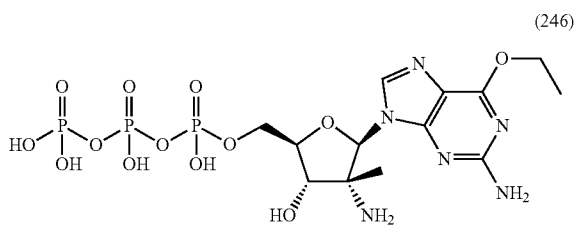
(244)



(245)

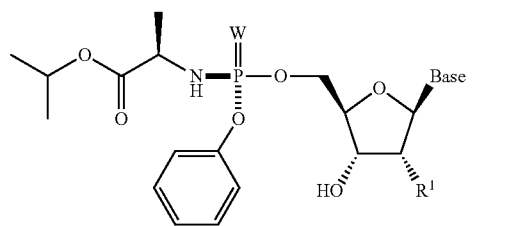
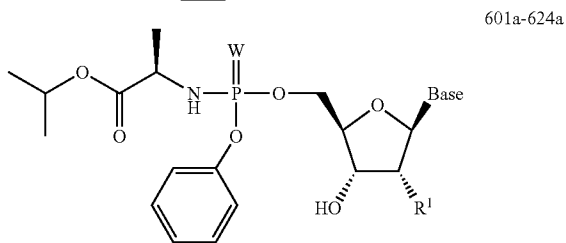
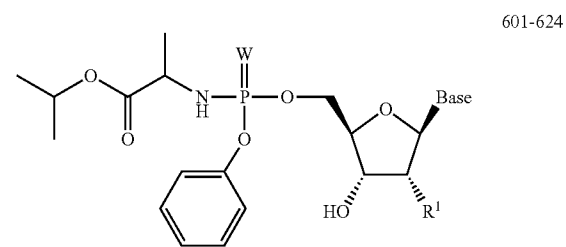


-continued

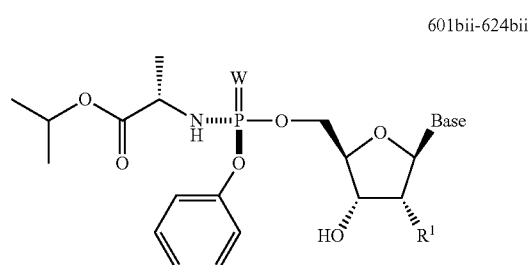
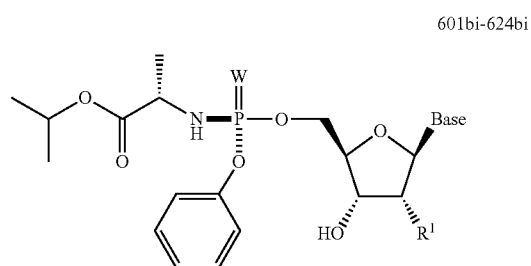
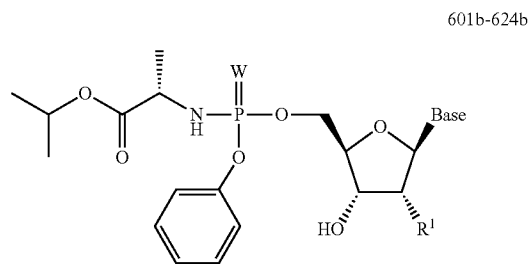
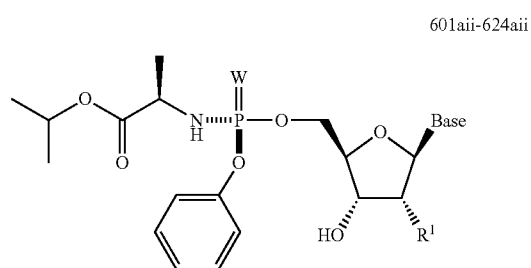


or a pharmaceutically acceptable salt, solvate, stereoisomeric form, tautomeric form, or polymorphic form thereof.

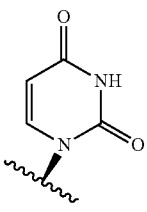
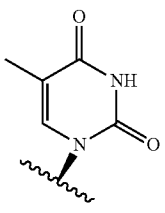
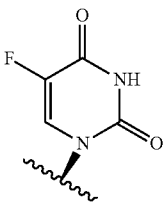
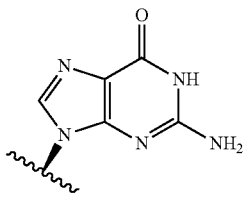
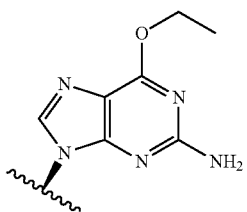
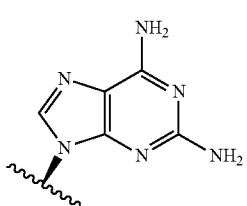
[0208] In certain embodiments provided herein is a compound according to any of Formulas 601-624c:

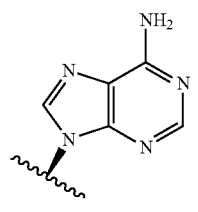


-continued



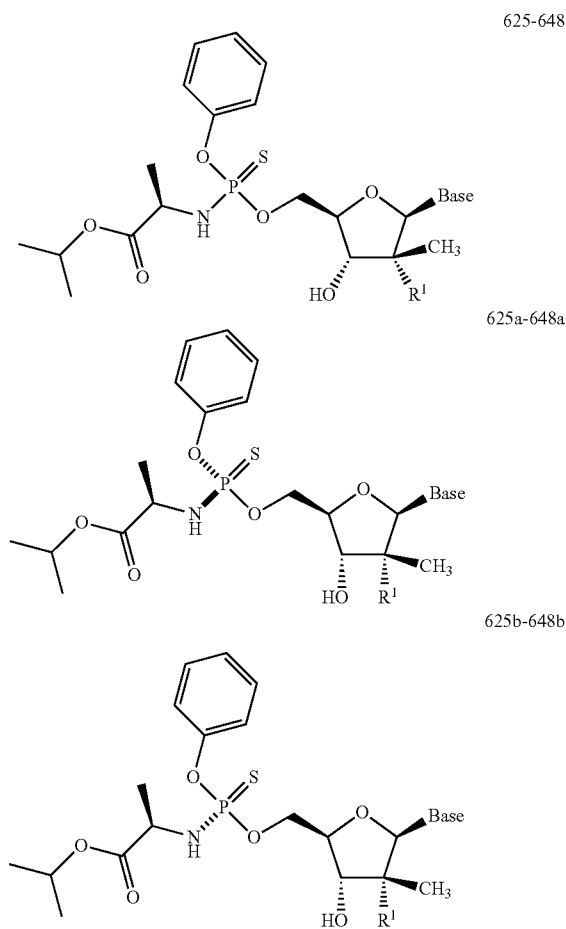
#	W	R <sup>1</sup>	Base
601/a/ai/aii/b/bi/bii/c	S	—CN	
602/a/ai/aii/b/bi/bii/c	S	—N <sub>3</sub>	
603/a/ai/aii/b/bi/bii/c	S	—NH <sub>2</sub>	

-continued			
#	W	R <sup>1</sup>	Base
604/a/ai/a/ii/b/bi/bii/c	S	—CN	
605/a/ai/a/ii/b/bi/bii/c	S	—N <sub>3</sub>	
606/a/ai/a/ii/b/bi/bii/c	S	—NH <sub>2</sub>	
607/a/ai/a/ii/b/bi/bii/c	S	—CN	
608/a/ai/a/ii/b/bi/bii/c	S	—N <sub>3</sub>	
609/a/ai/a/ii/b/bi/bii/c	S	—NH <sub>2</sub>	
610/a/ai/a/ii/b/bi/bii/c	S	—CN	
611/a/ai/a/ii/b/bi/bii/c	S	—N <sub>3</sub>	
612/a/ai/a/ii/b/bi/bii/c	S	—NH <sub>2</sub>	
613/a/ai/a/ii/b/bi/bii/c	S	—CN	
614/a/ai/a/ii/b/bi/bii/c	S	—N <sub>3</sub>	
615/a/ai/a/ii/b/bi/bii/c	S	—NH <sub>2</sub>	
616/a/ai/a/ii/b/bi/bii/c	S	—CN	
617/a/ai/a/ii/b/bi/bii/c	S	—N <sub>3</sub>	
618/a/ai/a/ii/b/bi/bii/c	S	—NH <sub>2</sub>	
619/a/ai/a/ii/b/bi/bii/c	S	—CN	
620/a/ai/a/ii/b/bi/bii/c	S	—N <sub>3</sub>	
621/a/ai/a/ii/b/bi/bii/c	S	—NH <sub>2</sub>	

-continued			
#	W	R <sup>1</sup>	Base
622/a/ai/a/ii/b/bi/bii/c	S	—CN	
623/a/ai/a/ii/b/bi/bii/c	S	—N <sub>3</sub>	
624/a/ai/a/ii/b/bi/bii/c	S	—NH <sub>2</sub>	

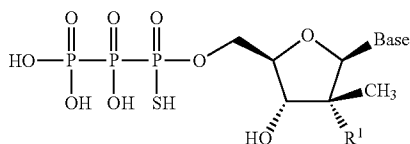
or a pharmaceutically acceptable salt, solvate, stereoisomeric form, tautomeric form, or polymorphic form thereof. In the table, each row provides eight structures—one according to each of the structures provided above: (601-624), (601a-624a), (601ai-624a0), (601aii-624aii), (601b-624b), (601bi-624bi), (601bii-624bii), and (601c-624c). For instance, the first row provides compounds 601, 601a, 601ai, 601aii, 601b, 601bi, 601bii, and 601c, each with the indicated variables in the row.

**[0209]** In certain embodiments provided herein is a compound according to any of Formulas 625-648c:



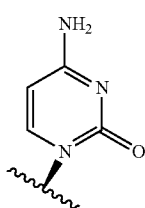
-continued

625c-648c

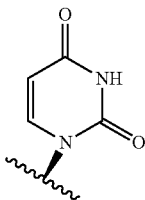


#	R <sup>1</sup>	Base
---	----------------	------

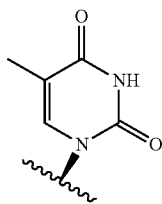
625/a/b/c —CN  
626/a/b/c —N<sub>3</sub>  
627/a/b/c —NH<sub>2</sub>



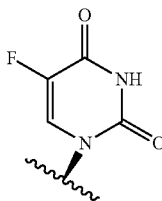
628/a/b/c —CN  
629/a/b/c —N<sub>3</sub>  
630/a/b/c —NH<sub>2</sub>



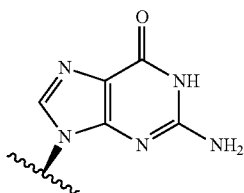
631/a/b/c —CN  
632/a/b/c —N<sub>3</sub>  
633/a/b/c —NH<sub>2</sub>



634/a/b/c —CN  
635/a/b/c —N<sub>3</sub>  
636/a/b/c —NH<sub>2</sub>



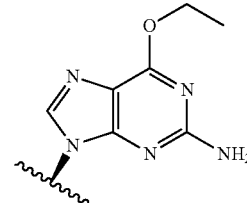
637/a/b/c —CN  
638/a/b/c —N<sub>3</sub>  
639/a/b/c —NH<sub>2</sub>



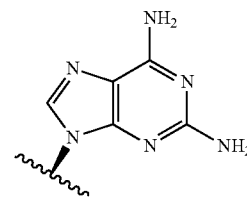
-continued

#	R <sup>1</sup>	Base
---	----------------	------

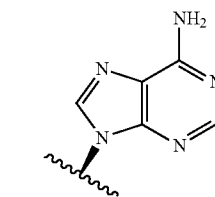
640/a/b/c —CN  
641/a/b/c —N<sub>3</sub>  
642/a/b/c —NH<sub>2</sub>



643/a/b/c —CN  
644/a/b/c —N<sub>3</sub>  
645/a/b/c —NH<sub>2</sub>



646/a/b/c —CN  
647/a/b/c —N<sub>3</sub>  
648/a/b/c —NH<sub>2</sub>



or a pharmaceutically acceptable salt, solvate, stereoisomeric form, tautomeric form, or polymorphic form thereof. In the table, each row provides four structures—one according to the top left structure (625-648), one according to the top right structure (625a-648a), one according to the bottom left structure (625b-648b), and one according to the bottom right structure (625c-648c). For instance, the first row provides compound 625 according to the top left structure, compound 625a according to the top right structure, compound 625b according to the bottom left structure, and compound 625c according to the bottom right structure, each with the indicated variables in the row.

[0210] In some embodiments, provided herein are:

[0211] (a) compounds as described herein, e.g., of Formula 1001-1004bii, 1101, 1501-1504bii, 2001-2004b, 2005-2012, 2501-2504b, 3001-3004b, 4001-4004bii, I-XXXb, 1-48b, 101-148, 201-248, 512-545b, or 601-648c, and pharmaceutically acceptable salts and compositions thereof;

[0212] (b) compounds as described herein, e.g., of Formula 1001-1004bii, 1101, 1501-1504bii, 2001-2004b, 2005-2012, 2501-2504b, 3001-3004b, 4001-4004bii, I-XXXb, 1-48b, 101-148, 201-248, 512-545b, or 601-648c, and pharmaceutically acceptable salts and compositions thereof for use in the treatment and/or prophylaxis of a liver disorder including Flaviviridae infection, especially in individuals diagnosed as having a Flaviviridae infection or being at risk of becoming infected by hepatitis C;

[0213] (c) processes for the preparation of compounds as described herein, e.g., of Formula 1001-1004bii, 1101, 1501-1504bii, 2001-2004b, 2005-2012, 2501-2504b, 3001-3004b, 4001-4004bii, I-XXXb, 1-48b, 101-148, 201-248, 512-545b, or 601-648c, as described in more detail elsewhere herein;

- [0214] (d) pharmaceutical formulations comprising a compound as described herein, e.g., of Formula 1001-1004bii, 1101, 1501-1504bii, 2001-2004b, 2005-2012, 2501-2504b, 3001-3004b, 4001-4004bii, I-XXXb, 1-48b, 101-148, 201-248, 512-545b, or 601-648c, or a pharmaceutically acceptable salt thereof together with a pharmaceutically acceptable carrier or diluent;
- [0215] (e) pharmaceutical formulations comprising a compound as described herein, e.g., of Formula 1001-1004bii, 1101, 1501-1504bii, 2001-2004b, 2005-2012, 2501-2504b, 3001-3004b, 4001-4004bii, I-XXXb, 1-48b, 101-148, 201-248, 512-545b, or 601-648c, or a pharmaceutically acceptable salt thereof together with one or more other effective anti-HCV agents, optionally in a pharmaceutically acceptable carrier or diluent;
- [0216] (f) a method for the treatment and/or prophylaxis of a host infected with Flaviviridae that includes the administration of an effective amount of a compound as described herein, e.g., of Formula 1001-1004bii, 1101, 1501-1504bii, 2001-2004b, 2005-2012, 2501-2504b, 3001-3004b, 4001-4004bii, I-XXXb, 1-48b, 101-148, 201-248, 512-545b, or 601-648c, its pharmaceutically acceptable salt or composition; or
- [0217] (g) a method for the treatment and/or prophylaxis of a host infected with Flaviviridae that includes the administration of an effective amount of a compound as described herein, e.g., of Formula 1001-1004bii, 1101, 1501-1504bii, 2001-2004b, 2005-2012, 2501-2504b, 3001-3004b, 4001-4004bii, I-XXXb, 1-48b, 101-148, 201-248, 512-545b, or 601-648c, its pharmaceutically acceptable salt or composition in combination and/or alternation with one or more effective anti-HCV agent.
- [0218] **Optically Active Compounds**
- [0219] It is appreciated that compounds provided herein have several chiral centers and may exist in, and be isolated in, optically active and racemic forms. Some compounds may exhibit polymorphism. It is to be understood that any racemic, optically-active, diastereomeric, polymorphic, or stereoisomeric form, or mixtures thereof, of a compound provided herein, which possess the useful properties described herein is within the scope of the invention. It being well known in the art how to prepare optically active forms (for example, by resolution of the racemic form by recrystallization techniques, by synthesis from optically-active starting materials, by chiral synthesis, or by chromatographic separation using a chiral stationary phase).
- [0220] In particular, since the 1' and 4' carbons of a nucleoside are chiral, the nucleobase and the CH<sub>2</sub>O groups can be either cis (on the same side) or trans (on opposite sides) with respect to the sugar ring system. The four optical isomers therefore are represented by the following configurations (when orienting the sugar moiety in a horizontal plane such that the oxygen atom is in the back): cis (with both groups "up", which corresponds to the configuration of naturally occurring β-D nucleosides), cis (with both groups "down", which is a non-naturally occurring β-L configuration), trans (with the C2' substituent "up" and the C4' substituent "down"), and trans (with the C2' substituent "down" and the C4' substituent "up"). The "D-nucleosides" are cis nucleosides in a natural configuration and the "L-nucleosides" are cis nucleosides in the non-naturally occurring configuration.
- [0221] Likewise, most amino acids are chiral (designated as L or D, wherein the L enantiomer is the naturally occurring configuration) and can exist as separate enantiomers.
- [0222] Examples of methods to obtain optically active materials are known in the art, and include at least the following.
- [0223] i) physical separation of crystals—a technique whereby macroscopic crystals of the individual enantiomers are manually separated. This technique can be used if crystals of the separate enantiomers exist, i.e., the material is a conglomerate, and the crystals are visually distinct;
- [0224] ii) simultaneous crystallization—a technique whereby the individual enantiomers are separately crystallized from a solution of the racemate, possible only if the latter is a conglomerate in the solid state;
- [0225] iii) enzymatic resolutions—a technique whereby partial or complete separation of a racemate by virtue of differing rates of reaction for the enantiomers with an enzyme;
- [0226] iv) enzymatic asymmetric synthesis—a synthetic technique whereby at least one step of the synthesis uses an enzymatic reaction to obtain an enantiomerically pure or enriched synthetic precursor of the desired enantiomer;
- [0227] v) chemical asymmetric synthesis—a synthetic technique whereby the desired enantiomer is synthesized from an achiral precursor under conditions that produce asymmetry (i.e., chirality) in the product, which may be achieved using chiral catalysts or chiral auxiliaries;
- [0228] vi) diastereomer separations—a technique whereby a racemic compound is reacted with an enantiomerically pure reagent (the chiral auxiliary) that converts the individual enantiomers to diastereomers. The resulting diastereomers are then separated by chromatography or crystallization by virtue of their now more distinct structural differences and the chiral auxiliary later removed to obtain the desired enantiomer;
- [0229] vii) first- and second-order asymmetric transformations—a technique whereby diastereomers from the racemate equilibrate to yield a preponderance in solution of the diastereomer from the desired enantiomer or where preferential crystallization of the diastereomer from the desired enantiomer perturbs the equilibrium such that eventually in principle all the material is converted to the crystalline diastereomer from the desired enantiomer. The desired enantiomer is then released from the diastereomer;
- [0230] viii) kinetic resolutions—this technique refers to the achievement of partial or complete resolution of a racemate (or of a further resolution of a partially resolved compound) by virtue of unequal reaction rates of the enantiomers with a chiral, non-racemic reagent or catalyst under kinetic conditions;
- [0231] ix) enantiospecific synthesis from non-racemic precursors—a synthetic technique whereby the desired enantiomer is obtained from non-chiral starting materials and where the stereochemical integrity is not or is only minimally compromised over the course of the synthesis;
- [0232] x) chiral liquid chromatography—a technique whereby the enantiomers of a racemate are separated in a liquid mobile phase by virtue of their differing interactions with a stationary phase. The stationary phase can

be made of chiral material or the mobile phase can contain an additional chiral material to provoke the differing interactions;

[0233] xi) chiral gas chromatography—a technique whereby the racemate is volatilized and enantiomers are separated by virtue of their differing interactions in the gaseous mobile phase with a column containing a fixed non-racemic chiral adsorbent phase;

[0234] xii) extraction with chiral solvents—a technique whereby the enantiomers are separated by virtue of preferential dissolution of one enantiomer into a particular chiral solvent;

[0235] xiii) transport across chiral membranes—a technique whereby a racemate is placed in contact with a thin membrane barrier. The barrier typically separates two miscible fluids, one containing the racemate, and a driving force such as concentration or pressure differential causes preferential transport across the membrane barrier. Separation occurs as a result of the non-racemic chiral nature of the membrane which allows only one enantiomer of the racemate to pass through.

[0236] In some embodiments, provided is a composition of 2'-cyano, azido or amino nucleoside compound that comprises a substantially pure designated enantiomer of the 2'-cyano, azido or amino nucleoside compound. In certain embodiments, in the methods and compounds of this invention, the compounds are substantially free of other enantiomers. In some embodiments, a composition includes a compound that is at least 85%, 90%, 95%, 98%, 99% or 100% by weight of the 2'-cyano, azido or amino nucleoside compound, the remainder comprising other chemical species or enantiomers.

[0237] Isotopically Enriched Compounds

[0238] Also provided herein are isotopically enriched compounds, including but not limited to isotopically enriched 2'-cyano, azido and amino nucleoside compounds.

[0239] Isotopic enrichment (for example, deuteration) of pharmaceuticals to improve pharmacokinetics ("PK"), pharmacodynamics ("PD"), and toxicity profiles, has been demonstrated previously with some classes of drugs. See, for example, Lijinsky et. al., *Food Cosmet. Toxicol.*, 20: 393 (1982); Lijinsky et. al., *J. Nat. Cancer Inst.*, 69: 1127 (1982); Mangold et. al., *Mutation Res.* 308: 33 (1994); Gordon et. al., *Drug Metab. Dispos.*, 15: 589 (1987); Zello et. al., *Metabolism*, 43: 487 (1994); Gately et. al., *J. Nucl. Med.*, 27: 388 (1986); Wade D, *Chem. Biol. Interact.* 117: 191 (1999).

[0240] Isotopic enrichment of a drug can be used, for example, to (1) reduce or eliminate unwanted metabolites, (2) increase the half-life of the parent drug, (3) decrease the number of doses needed to achieve a desired effect, (4) decrease the amount of a dose necessary to achieve a desired effect, (5) increase the formation of active metabolites, if any are formed, and/or (6) decrease the production of deleterious metabolites in specific tissues and/or create a more effective drug and/or a safer drug for combination therapy, whether the combination therapy is intentional or not.

[0241] Replacement of an atom for one of its isotopes often will result in a change in the reaction rate of a chemical reaction. This phenomenon is known as the Kinetic Isotope Effect ("KIE"). For example, if a C—H bond is broken during a rate-determining step in a chemical reaction (i.e. the step with the highest transition state energy), substitution of a deuterium for that hydrogen will cause a decrease in the reaction rate and the process will slow down. This phenom-

enon is known as the Deuterium Kinetic Isotope Effect ("DKIE"). See, e.g., Foster et al., *Adv. Drug Res.*, vol. 14, pp. 1-36 (1985); Kushner et al., *Can. J. Physiol. Pharmacol.*, vol. 77, pp. 79-88 (1999).

[0242] The magnitude of the DKIE can be expressed as the ratio between the rates of a given reaction in which a C—H bond is broken, and the same reaction where deuterium is substituted for hydrogen. The DKIE can range from about 1 (no isotope effect) to very large numbers, such as 50 or more, meaning that the reaction can be fifty, or more, times slower when deuterium is substituted for hydrogen. High DKIE values may be due in part to a phenomenon known as tunneling, which is a consequence of the uncertainty principle. Tunneling is ascribed to the small mass of a hydrogen atom, and occurs because transition states involving a proton can sometimes form in the absence of the required activation energy. Because deuterium has more mass than hydrogen, it statistically has a much lower probability of undergoing this phenomenon.

[0243] Tritium ("T") is a radioactive isotope of hydrogen, used in research, fusion reactors, neutron generators and radiopharmaceuticals. Tritium is a hydrogen atom that has 2 neutrons in the nucleus and has an atomic weight close to 3. It occurs naturally in the environment in very low concentrations, most commonly found as T<sub>2</sub>O. Tritium decays slowly (half-life=12.3 years) and emits a low energy beta particle that cannot penetrate the outer layer of human skin. Internal exposure is the main hazard associated with this isotope, yet it must be ingested in large amounts to pose a significant health risk. As compared with deuterium, a lesser amount of tritium must be consumed before it reaches a hazardous level. Substitution of tritium ("T") for hydrogen results in yet a stronger bond than deuterium and gives numerically larger isotope effects. Similarly, substitution of isotopes for other elements, including, but not limited to, <sup>13</sup>C or <sup>14</sup>C for carbon, <sup>33</sup>S, <sup>34</sup>S, or <sup>36</sup>S for sulfur, <sup>15</sup>N for nitrogen, and <sup>17</sup>O or <sup>18</sup>O for oxygen, may lead to a similar kinetic isotope effect.

[0244] For example, the DKIE was used to decrease the hepatotoxicity of halothane by presumably limiting the production of reactive species such as trifluoroacetyl chloride. However, this method may not be applicable to all drug classes. For example, deuterium incorporation can lead to metabolic switching. The concept of metabolic switching asserts that xenogens, when sequestered by Phase I enzymes, may bind transiently and re-bind in a variety of conformations prior to the chemical reaction (e.g., oxidation). This hypothesis is supported by the relatively vast size of binding pockets in many Phase I enzymes and the promiscuous nature of many metabolic reactions. Metabolic switching can potentially lead to different proportions of known metabolites as well as altogether new metabolites. This new metabolic profile may impart more or less toxicity.

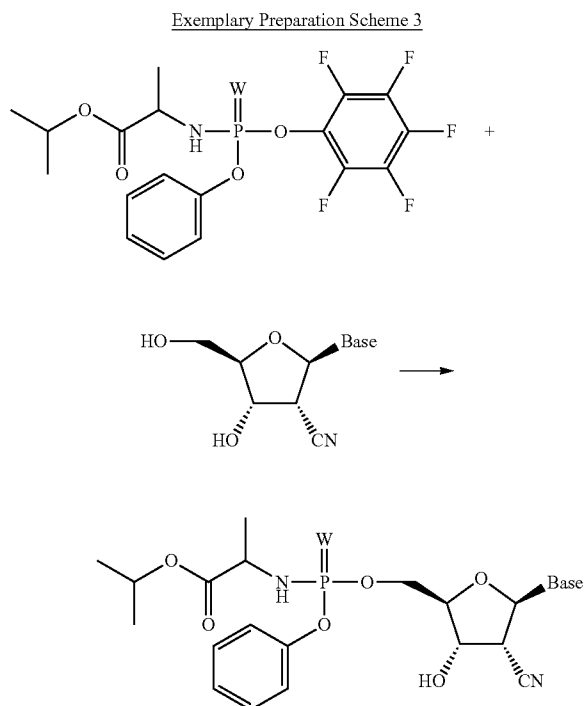
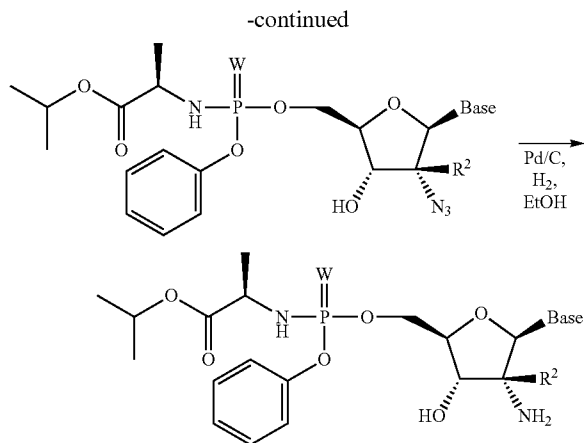
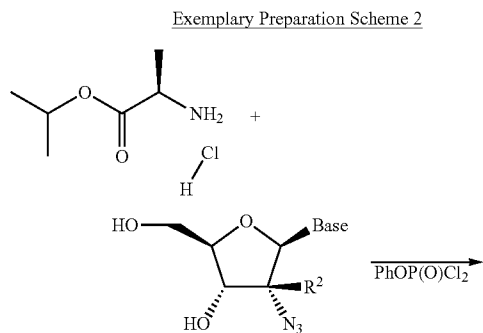
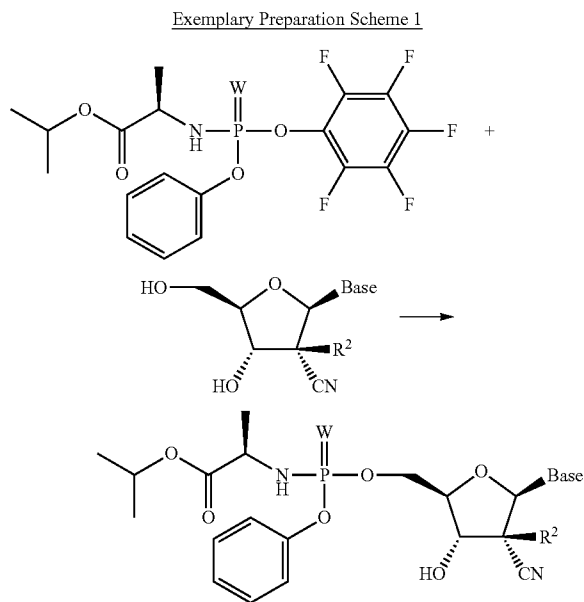
[0245] The animal body expresses a variety of enzymes for the purpose of eliminating foreign substances, such as therapeutic agents, from its circulation system. Examples of such enzymes include the cytochrome P450 enzymes ("CYPs"), esterases, proteases, reductases, dehydrogenases, and monoamine oxidases, to react with and convert these foreign substances to more polar intermediates or metabolites for renal excretion. Some of the most common metabolic reactions of pharmaceutical compounds involve the oxidation of a carbon-hydrogen (C—H) bond to either a carbon-oxygen (C—O) or carbon-carbon (C—C) pi-bond. The resultant metabolites may be stable or unstable under physiological

conditions, and can have substantially different pharmacokinetic, pharmacodynamic, and acute and long-term toxicity profiles relative to the parent compounds. For many drugs, such oxidations are rapid. These drugs therefore often require the administration of multiple or high daily doses.

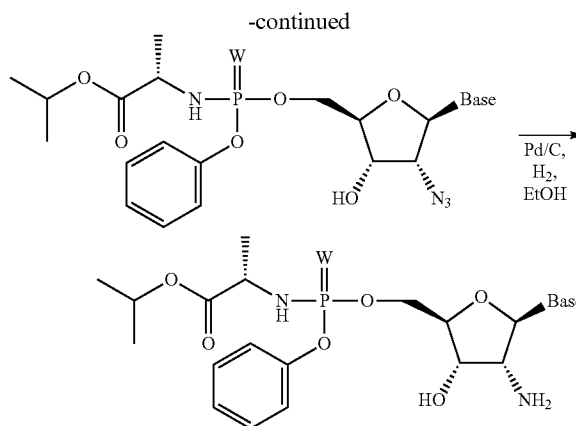
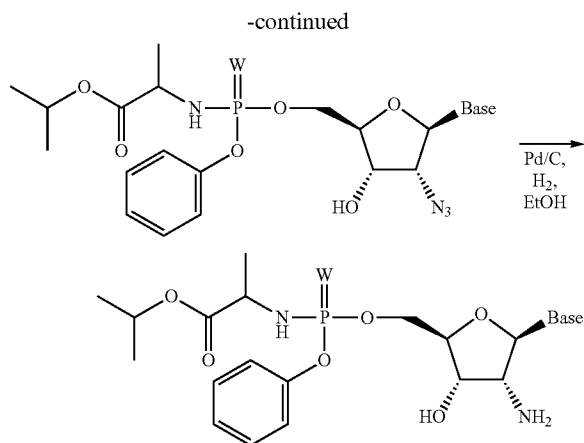
[0246] Therefore, isotopic enrichment at certain positions of a compound provided herein will produce a detectable KIE that will affect the pharmacokinetic, pharmacologic, and/or toxicological profiles of a compound provided herein in comparison with a similar compound having a natural isotopic composition.

[0247] Preparation of Compounds

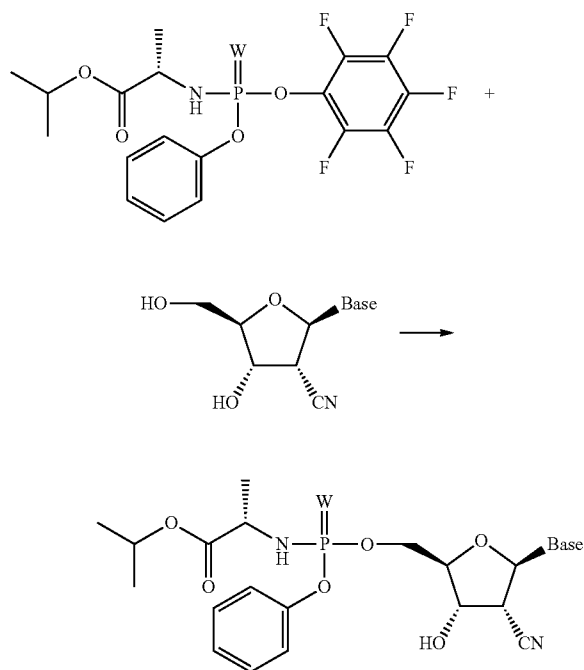
[0248] The compounds provided herein can be prepared, isolated or obtained by any method apparent to those of skill in the art. Compounds provided herein can be prepared according to Exemplary Preparation Schemes, provided below. Reaction conditions, steps and reactants not provided in the Exemplary Preparation Schemes would be apparent to, and known by, those skilled in the art.



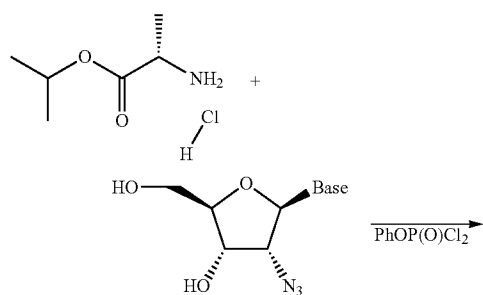




Exemplary Preparation Scheme 5



Exemplary Preparation Scheme 6



**[0249]** In the Exemplary Preparation Schemes, Base, W, and R<sup>2</sup> are as defined in the context of Formulas I, 1001, 2001, 3001, or 4001. Additional steps and reagents not provided in the Exemplary Preparation Schemes would be known to those of skill in the art. Exemplary methods of preparation are described in detail in the examples below.

**[0250]** Pharmaceutical Compositions and Methods of Administration

**[0251]** 2'-cyano, azido and amino nucleoside compounds can be formulated into pharmaceutical compositions using methods available in the art and those disclosed herein. Any of the compounds disclosed herein can be provided in the appropriate pharmaceutical composition and be administered by a suitable route of administration.

**[0252]** The methods provided herein encompass administering pharmaceutical compositions containing at least one compound as described herein, including a compound of general Formula 1001-1004bii, 1101, 1501-1504bii, 2001-2004b, 2005-2012, 2501-2504b, 3001-3004b, 4001-4004bii, I-XXXb, 1-48b, 101-148, 201-248, 512-545b, or 601-648c, if appropriate in the salt form, either used alone or in the form of a combination with one or more compatible and pharmaceutically acceptable carriers, such as diluents or adjuvants, or with another anti-HCV agent.

**[0253]** In certain embodiments, the second agent can be formulated or packaged with the compound provided herein. Of course, the second agent will only be formulated with the compound provided herein when, according to the judgment of those of skill in the art, such co-formulation should not interfere with the activity of either agent or the method of administration. In certain embodiments, the compound provided herein and the second agent are formulated separately. They can be packaged together, or packaged separately, for the convenience of the practitioner of skill in the art.

**[0254]** In clinical practice the active agents provided herein may be administered by any conventional route, in particular orally, parenterally, rectally or by inhalation (e.g. in the form of aerosols). In certain embodiments, the compound provided herein is administered orally.

**[0255]** Use may be made, as solid compositions for oral administration, of tablets, pills, hard gelatin capsules, powders or granules. In these compositions, the active product is mixed with one or more inert diluents or adjuvants, such as sucrose, lactose or starch.

[0256] These compositions can comprise substances other than diluents, for example a lubricant, such as magnesium stearate, or a coating intended for controlled release.

[0257] Use may be made, as liquid compositions for oral administration, of solutions which are pharmaceutically acceptable, suspensions, emulsions, syrups and elixirs containing inert diluents, such as water or liquid paraffin. These compositions can also comprise substances other than diluents, for example wetting, sweetening or flavoring products.

[0258] The compositions for parenteral administration can be emulsions or sterile solutions. Use may be made, as solvent or vehicle, of propylene glycol, a polyethylene glycol, vegetable oils, in particular olive oil, or injectable organic esters, for example ethyl oleate. These compositions can also contain adjuvants, in particular wetting, isotonicizing, emulsifying, dispersing and stabilizing agents. Sterilization can be carried out in several ways, for example using a bacteriological filter, by radiation or by heating. They can also be prepared in the form of sterile solid compositions which can be dissolved at the time of use in sterile water or any other injectable sterile medium.

[0259] The compositions for rectal administration are suppositories or rectal capsules which contain, in addition to the active principle, excipients such as cocoa butter, semi-synthetic glycerides or polyethylene glycols.

[0260] The compositions can also be aerosols. For use in the form of liquid aerosols, the compositions can be stable sterile solutions or solid compositions dissolved at the time of use in apyrogenic sterile water, in saline or any other pharmaceutically acceptable vehicle. For use in the form of dry aerosols intended to be directly inhaled, the active principle is finely divided and combined with a water-soluble solid diluent or vehicle, for example dextran, mannitol or lactose.

[0261] In certain embodiments, a composition provided herein is a pharmaceutical composition or a single unit dosage form. Pharmaceutical compositions and single unit dosage forms provided herein comprise a prophylactically or therapeutically effective amount of one or more prophylactic or therapeutic agents (e.g., a compound provided herein, or other prophylactic or therapeutic agent), and a typically one or more pharmaceutically acceptable carriers or excipients. In a specific embodiment and in this context, the term "pharmaceutically acceptable" means approved by a regulatory agency of the Federal or a state government or listed in the U.S. Pharmacopeia or other generally recognized pharmacopeia for use in animals, and more particularly in humans. The term "carrier" includes a diluent, adjuvant (e.g., Freund's adjuvant (complete and incomplete)), excipient, or vehicle with which the therapeutic is administered. Such pharmaceutical carriers can be sterile liquids, such as water and oils, including those of petroleum, animal, vegetable or synthetic origin, such as peanut oil, soybean oil, mineral oil, sesame oil and the like. Water can be used as a carrier when the pharmaceutical composition is administered intravenously. Saline solutions and aqueous dextrose and glycerol solutions can also be employed as liquid carriers, particularly for injectable solutions. Examples of suitable pharmaceutical carriers are described in "Remington's Pharmaceutical Sciences" by E. W. Martin.

[0262] Typical pharmaceutical compositions and dosage forms comprise one or more excipients. Suitable excipients are well-known to those skilled in the art of pharmacy, and non-limiting examples of suitable excipients include starch, glucose, lactose, sucrose, gelatin, malt, rice, flour, chalk,

silica gel, sodium stearate, glycerol monostearate, talc, sodium chloride, dried skim milk, glycerol, propylene glycol, water, ethanol and the like. Whether a particular excipient is suitable for incorporation into a pharmaceutical composition or dosage form depends on a variety of factors well known in the art including, but not limited to, the way in which the dosage form will be administered to a subject and the specific active ingredients in the dosage form. The composition or single unit dosage form, if desired, can also contain minor amounts of wetting or emulsifying agents, or pH buffering agents.

[0263] Lactose free compositions provided herein can comprise excipients that are well known in the art and are listed, for example, in the U.S. Pharmacopeia (USP)SP(XXI)/NF (XVI). In general, lactose free compositions comprise an active ingredient, a binder/filler, and a lubricant in pharmaceutically compatible and pharmaceutically acceptable amounts. Exemplary lactose free dosage forms comprise an active ingredient, microcrystalline cellulose, pre gelatinized starch, and magnesium stearate.

[0264] Further encompassed herein are anhydrous pharmaceutical compositions and dosage forms comprising active ingredients, since water can facilitate the degradation of some compounds. For example, the addition of water (e.g., 5%) is widely accepted in the pharmaceutical arts as a means of simulating long term storage in order to determine characteristics such as shelf life or the stability of formulations over time. See, e.g., Jens T. Carstensen, *Drug Stability: Principles & Practice*, 2d. Ed., Marcel Dekker, New York, 1995, pp. 379-80. In effect, water and heat accelerate the decomposition of some compounds. Thus, the effect of water on a formulation can be of great significance since moisture and/or humidity are commonly encountered during manufacture, handling, packaging, storage, shipment, and use of formulations.

[0265] Anhydrous pharmaceutical compositions and dosage forms provided herein can be prepared using anhydrous or low moisture containing ingredients and low moisture or low humidity conditions. Pharmaceutical compositions and dosage forms that comprise lactose and at least one active ingredient that comprises a primary or secondary amine can be anhydrous if substantial contact with moisture and/or humidity during manufacturing, packaging, and/or storage is expected.

[0266] An anhydrous pharmaceutical composition should be prepared and stored such that its anhydrous nature is maintained. Accordingly, anhydrous compositions can be packaged using materials known to prevent exposure to water such that they can be included in suitable formulary kits. Examples of suitable packaging include, but are not limited to, hermetically sealed foils, plastics, unit dose containers (e.g., vials), blister packs, and strip packs.

[0267] Further provided are pharmaceutical compositions and dosage forms that comprise one or more compounds that reduce the rate by which an active ingredient will decompose. Such compounds, which are referred to herein as "stabilizers," include, but are not limited to, antioxidants such as ascorbic acid, pH buffers, or salt buffers.

[0268] The pharmaceutical compositions and single unit dosage forms can take the form of solutions, suspensions, emulsion, tablets, pills, capsules, powders, sustained-release formulations and the like. Oral formulation can include standard carriers such as pharmaceutical grades of mannitol, lactose, starch, magnesium stearate, sodium saccharine, cellulose, magnesium carbonate, etc. Such compositions and

dosage forms will contain a prophylactically or therapeutically effective amount of a prophylactic or therapeutic agent, in certain embodiments, in purified form, together with a suitable amount of carrier so as to provide the form for proper administration to the subject. The formulation should suit the mode of administration. In a certain embodiment, the pharmaceutical compositions or single unit dosage forms are sterile and in suitable form for administration to a subject, for example, an animal subject, such as a mammalian subject, for example, a human subject.

**[0269]** A pharmaceutical composition is formulated to be compatible with its intended route of administration. Examples of routes of administration include, but are not limited to, parenteral, e.g., intravenous, intradermal, subcutaneous, intramuscular, subcutaneous, oral, buccal, sublingual, inhalation, intranasal, transdermal, topical, transmucosal, intra-tumoral, intra-synovial and rectal administration. In a specific embodiment, the composition is formulated in accordance with routine procedures as a pharmaceutical composition adapted for intravenous, subcutaneous, intramuscular, oral, intranasal or topical administration to human beings. In an embodiment, a pharmaceutical composition is formulated in accordance with routine procedures for subcutaneous administration to human beings. Typically, compositions for intravenous administration are solutions in sterile isotonic aqueous buffer. Where necessary, the composition may also include a solubilizing agent and a local anesthetic such as lignocaine to ease pain at the site of the injection.

**[0270]** Examples of dosage forms include, but are not limited to: tablets; caplets; capsules, such as soft elastic gelatin capsules; cachets; troches; lozenges; dispersions; suppositories; ointments; cataplasms (poultices); pastes; powders; dressings; creams; plasters; solutions; patches; aerosols (e.g., nasal sprays or inhalers); gels; liquid dosage forms suitable for oral or mucosal administration to a subject, including suspensions (e.g., aqueous or non-aqueous liquid suspensions, oil in water emulsions, or a water in oil liquid emulsions), solutions, and elixirs; liquid dosage forms suitable for parenteral administration to a subject; and sterile solids (e.g., crystalline or amorphous solids) that can be reconstituted to provide liquid dosage forms suitable for parenteral administration to a subject.

**[0271]** The composition, shape, and type of dosage forms provided herein will typically vary depending on their use. For example, a dosage form used in the initial treatment of viral infection may contain larger amounts of one or more of the active ingredients it comprises than a dosage form used in the maintenance treatment of the same infection. Similarly, a parenteral dosage form may contain smaller amounts of one or more of the active ingredients it comprises than an oral dosage form used to treat the same disease or disorder. These and other ways in which specific dosage forms encompassed herein will vary from one another will be readily apparent to those skilled in the art. See, e.g., Remington's Pharmaceutical Sciences, 20th ed., Mack Publishing, Easton Pa. (2000).

**[0272]** Generally, the ingredients of compositions are supplied either separately or mixed together in unit dosage form, for example, as a dry lyophilized powder or water free concentrate in a hermetically sealed container such as an ampoule or sachette indicating the quantity of active agent. Where the composition is to be administered by infusion, it can be dispensed with an infusion bottle containing sterile pharmaceutical grade water or saline. Where the composition is administered by injection, an ampoule of sterile water for

injection or saline can be provided so that the ingredients may be mixed prior to administration.

**[0273]** Typical dosage forms comprise a compound provided herein, or a pharmaceutically acceptable salt, solvate or hydrate thereof lie within the range of from about 0.1 mg to about 1000 mg per day, given as a single once-a-day dose in the morning or as divided doses throughout the day taken with food. Particular dosage forms can have about 0.1, 0.2, 0.3, 0.4, 0.5, 1.0, 2.0, 2.5, 5.0, 10.0, 15.0, 20.0, 25.0, 50.0, 100, 200, 250, 500 or 1000 mg of the active compound.

**[0274]** Oral Dosage Forms

**[0275]** Pharmaceutical compositions that are suitable for oral administration can be presented as discrete dosage forms, such as, but are not limited to, tablets (e.g., chewable tablets), caplets, capsules, and liquids (e.g., flavored syrups). Such dosage forms contain predetermined amounts of active ingredients, and may be prepared by methods of pharmacy well known to those skilled in the art. See generally, Remington's Pharmaceutical Sciences, 20th ed., Mack Publishing, Easton Pa. (2000).

**[0276]** In certain embodiments, the oral dosage forms are solid and prepared under anhydrous conditions with anhydrous ingredients, as described in detail herein. However, the scope of the compositions provided herein extends beyond anhydrous, solid oral dosage forms. As such, further forms are described herein.

**[0277]** Typical oral dosage forms are prepared by combining the active ingredient(s) in an intimate admixture with at least one excipient according to conventional pharmaceutical compounding techniques. Excipients can take a wide variety of forms depending on the form of preparation desired for administration. For example, excipients suitable for use in oral liquid or aerosol dosage forms include, but are not limited to, water, glycols, oils, alcohols, flavoring agents, preservatives, and coloring agents. Examples of excipients suitable for use in solid oral dosage forms (e.g., powders, tablets, capsules, and caplets) include, but are not limited to, starches, sugars, micro crystalline cellulose, diluents, granulating agents, lubricants, binders, and disintegrating agents.

**[0278]** Because of their ease of administration, tablets and capsules represent the most advantageous oral dosage unit forms, in which case solid excipients are employed. If desired, tablets can be coated by standard aqueous or non-aqueous techniques. Such dosage forms can be prepared by any of the methods of pharmacy. In general, pharmaceutical compositions and dosage forms are prepared by uniformly and intimately admixing the active ingredients with liquid carriers, finely divided solid carriers, or both, and then shaping the product into the desired presentation if necessary.

**[0279]** For example, a tablet can be prepared by compression or molding. Compressed tablets can be prepared by compressing in a suitable machine the active ingredients in a free flowing form such as powder or granules, optionally mixed with an excipient. Molded tablets can be made by molding in a suitable machine a mixture of the powdered compound moistened with an inert liquid diluent.

**[0280]** Examples of excipients that can be used in oral dosage forms include, but are not limited to, binders, fillers, disintegrants, and lubricants. Binders suitable for use in pharmaceutical compositions and dosage forms include, but are not limited to, corn starch, potato starch, or other starches, gelatin, natural and synthetic gums such as acacia, sodium alginate, alginic acid, other alginates, powdered tragacanth, guar gum, cellulose and its derivatives (e.g., ethyl cellulose,

cellulose acetate, carboxymethyl cellulose calcium, sodium carboxymethyl cellulose), polyvinyl pyrrolidone, methyl cellulose, pre gelatinized starch, hydroxypropyl methyl cellulose, (e.g., Nos. 2208, 2906, 2910), microcrystalline cellulose, and mixtures thereof.

**[0281]** Examples of fillers suitable for use in the pharmaceutical compositions and dosage forms disclosed herein include, but are not limited to, talc, calcium carbonate (e.g., granules or powder), microcrystalline cellulose, powdered cellulose, dextrates, kaolin, mannitol, silicic acid, sorbitol, starch, pre gelatinized starch, and mixtures thereof. The binder or filler in pharmaceutical compositions is typically present in from about 50 to about 99 weight percent of the pharmaceutical composition or dosage form.

**[0282]** Suitable forms of microcrystalline cellulose include, but are not limited to, the materials sold as AVICEL PH 101, AVICEL PH 103 AVICEL RC 581, AVICEL PH 105 (available from FMC Corporation, American Viscose Division, Avicel Sales, Marcus Hook, Pa.), and mixtures thereof. A specific binder is a mixture of microcrystalline cellulose and sodium carboxymethyl cellulose sold as AVICEL RC 581. Suitable anhydrous or low moisture excipients or additives include AVICEL PH 103™ and Starch 1500 LM.

**[0283]** Disintegrants are used in the compositions to provide tablets that disintegrate when exposed to an aqueous environment. Tablets that contain too much disintegrant may disintegrate in storage, while those that contain too little may not disintegrate at a desired rate or under the desired conditions. Thus, a sufficient amount of disintegrant that is neither too much nor too little to detrimentally alter the release of the active ingredients should be used to form solid oral dosage forms. The amount of disintegrant used varies based upon the type of formulation, and is readily discernible to those of ordinary skill in the art. Typical pharmaceutical compositions comprise from about 0.5 to about 15 weight percent of disintegrant, specifically from about 1 to about 5 weight percent of disintegrant.

**[0284]** Disintegrants that can be used in pharmaceutical compositions and dosage forms include, but are not limited to, agar, alginic acid, calcium carbonate, microcrystalline cellulose, croscarmellose sodium, crospovidone, polacrillin potassium, sodium starch glycolate, potato or tapioca starch, pre gelatinized starch, other starches, clays, other algin, other celluloses, gums, and mixtures thereof.

**[0285]** Lubricants that can be used in pharmaceutical compositions and dosage forms include, but are not limited to, calcium stearate, magnesium stearate, mineral oil, light mineral oil, glycerin, sorbitol, mannitol, polyethylene glycol, other glycols, stearic acid, sodium lauryl sulfate, talc, hydrogenated vegetable oil (e.g., peanut oil, cottonseed oil, sunflower oil, sesame oil, olive oil, corn oil, and soybean oil), zinc stearate, ethyl oleate, ethyl laureate, agar, and mixtures thereof. Additional lubricants include, for example, a syloid silica gel (AEROSIL 200, manufactured by W.R. Grace Co. of Baltimore, Md.), a coagulated aerosol of synthetic silica (marketed by Degussa Co. of Plano, Tex.), CAB O SIL (a pyrogenic silicon dioxide product sold by Cabot Co. of Boston, Mass.), and mixtures thereof. If used at all, lubricants are typically used in an amount of less than about 1 weight percent of the pharmaceutical compositions or dosage forms into which they are incorporated.

**[0286]** Delayed Release Dosage Forms

**[0287]** Active ingredients such as the compounds provided herein can be administered by controlled release means or by

delivery devices that are well known to those of ordinary skill in the art. Examples include, but are not limited to, those described in U.S. Pat. Nos. 3,845,770; 3,916,899; 3,536,809; 3,598,123; and 4,008,719; 5,674,533; 5,059,595; 5,591,767; 5,120,548; 5,073,543; 5,639,476; 5,354,556; 5,639,480; 5,733,566; 5,739,108; 5,891,474; 5,922,356; 5,972,891; 5,980,945; 5,993,855; 6,045,830; 6,087,324; 6,113,943; 6,197,350; 6,248,363; 6,264,970; 6,267,981; 6,376,461; 6,419,961; 6,589,548; 6,613,358; and 6,699,500; each of which is incorporated herein by reference in its entirety. Such dosage forms can be used to provide slow or controlled release of one or more active ingredients using, for example, hydropropylmethyl cellulose, other polymer matrices, gels, permeable membranes, osmotic systems, multilayer coatings, microparticles, liposomes, microspheres, or a combination thereof to provide the desired release profile in varying proportions. Suitable controlled release formulations known to those of ordinary skill in the art, including those described herein, can be readily selected for use with the active ingredients provided herein. Thus encompassed herein are single unit dosage forms suitable for oral administration such as, but not limited to, tablets, capsules, gencaps, and caplets that are adapted for controlled release.

**[0288]** All controlled release pharmaceutical products have a common goal of improving drug therapy over that achieved by their non-controlled counterparts. Ideally, the use of an optimally designed controlled release preparation in medical treatment is characterized by a minimum of drug substance being employed to cure or control the condition in a minimum amount of time. Advantages of controlled release formulations include extended activity of the drug, reduced dosage frequency, and increased subject compliance. In addition, controlled release formulations can be used to affect the time of onset of action or other characteristics, such as blood levels of the drug, and can thus affect the occurrence of side (e.g., adverse) effects.

**[0289]** Most controlled release formulations are designed to initially release an amount of drug (active ingredient) that promptly produces the desired therapeutic effect, and gradually and continually release of other amounts of drug to maintain this level of therapeutic or prophylactic effect over an extended period of time. In order to maintain this constant level of drug in the body, the drug must be released from the dosage form at a rate that will replace the amount of drug being metabolized and excreted from the body. Controlled release of an active ingredient can be stimulated by various conditions including, but not limited to, pH, temperature, enzymes, water, or other physiological conditions or compounds.

**[0290]** In certain embodiments, the drug may be administered using intravenous infusion, an implantable osmotic pump, a transdermal patch, liposomes, or other modes of administration. In certain embodiments, a pump may be used (see, Sefton, *CRC Crit. Ref Biomed. Eng.* 14:201 (1987); Buchwald et al., *Surgery* 88:507 (1980); Saudek et al., *N. Engl. J. Med.* 321:574 (1989)). In another embodiment, polymeric materials can be used. In yet another embodiment, a controlled release system can be placed in a subject at an appropriate site determined by a practitioner of skill, i.e., thus requiring only a fraction of the systemic dose (see, e.g., Goodson, *Medical Applications of Controlled Release*, vol. 2, pp. 115-138 (1984)). Other controlled release systems are discussed in the review by Langer (*Science* 249:1527-1533 (1990)). The active ingredient can be dispersed in a solid

inner matrix, e.g., polymethylmethacrylate, polybutylmethacrylate, plasticized or unplasticized polyvinylchloride, plasticized nylon, plasticized polyethyleneterephthalate, natural rubber, polyisoprene, polyisobutylene, polybutadiene, polyethylene, ethylene-vinylacetate copolymers, silicone rubbers, polydimethylsiloxanes, silicone carbonate copolymers, hydrophilic polymers such as hydrogels of esters of acrylic and methacrylic acid, collagen, cross-linked polyvinylalcohol and cross-linked partially hydrolyzed polyvinyl acetate, that is surrounded by an outer polymeric membrane, e.g., polyethylene, polypropylene, ethylene/propylene copolymers, ethylene/ethyl acrylate copolymers, ethylene/vinylacetate copolymers, silicone rubbers, polydimethyl siloxanes, neoprene rubber, chlorinated polyethylene, polyvinylchloride, vinylchloride copolymers with vinyl acetate, vinylidene chloride, ethylene and propylene, ionomer polyethylene terephthalate, butyl rubber epichlorohydrin rubbers, ethylene/vinyl alcohol copolymer, ethylene/vinyl acetate/vinyl alcohol terpolymer, and ethylene/vinyloxyethanol copolymer, that is insoluble in body fluids. The active ingredient then diffuses through the outer polymeric membrane in a release rate controlling step. The percentage of active ingredient in such parenteral compositions is highly dependent on the specific nature thereof, as well as the needs of the subject.

#### [0291] Parenteral Dosage Forms

[0292] In certain embodiments, provided are parenteral dosage forms. Parenteral dosage forms can be administered to subjects by various routes including, but not limited to, subcutaneous, intravenous (including bolus injection), intramuscular, and intraarterial. Because their administration typically bypasses subjects' natural defenses against contaminants, parenteral dosage forms are typically, sterile or capable of being sterilized prior to administration to a subject. Examples of parenteral dosage forms include, but are not limited to, solutions ready for injection, dry products ready to be dissolved or suspended in a pharmaceutically acceptable vehicle for injection, suspensions ready for injection, and emulsions.

[0293] Suitable vehicles that can be used to provide parenteral dosage forms are well known to those skilled in the art. Examples include, but are not limited to: Water for Injection USP; aqueous vehicles such as, but not limited to, Sodium Chloride Injection, Ringer's Injection, Dextrose Injection, Dextrose and Sodium Chloride Injection, and Lactated Ringer's Injection; water miscible vehicles such as, but not limited to, ethyl alcohol, polyethylene glycol, and polypropylene glycol; and non-aqueous vehicles such as, but not limited to, corn oil, cottonseed oil, peanut oil, sesame oil, ethyl oleate, isopropyl myristate, and benzyl benzoate.

[0294] Compounds that increase the solubility of one or more of the active ingredients disclosed herein can also be incorporated into the parenteral dosage forms.

#### [0295] Transdermal, Topical & Mucosal Dosage Forms

[0296] Also provided are transdermal, topical, and mucosal dosage forms. Transdermal, topical, and mucosal dosage forms include, but are not limited to, ophthalmic solutions, sprays, aerosols, creams, lotions, ointments, gels, solutions, emulsions, suspensions, or other forms known to one of skill in the art. See, e.g., Remington's Pharmaceutical Sciences, 16<sup>th</sup>, 18th and 20<sup>th</sup> eds., Mack Publishing, Easton Pa. (1980, 1990 & 2000); and Introduction to Pharmaceutical Dosage Forms, 4th ed., Lea & Febiger, Philadelphia (1985). Dosage forms suitable for treating mucosal tissues within the oral cavity can be formulated as mouthwashes or as oral gels. Further, transdermal dosage forms include "reservoir type" or

"matrix type" patches, which can be applied to the skin and worn for a specific period of time to permit the penetration of a desired amount of active ingredients.

[0297] Suitable excipients (e.g., carriers and diluents) and other materials that can be used to provide transdermal, topical, and mucosal dosage forms encompassed herein are well known to those skilled in the pharmaceutical arts, and depend on the particular tissue to which a given pharmaceutical composition or dosage form will be applied. With that fact in mind, typical excipients include, but are not limited to, water, acetone, ethanol, ethylene glycol, propylene glycol, butane 1,3 diol, isopropyl myristate, isopropyl palmitate, mineral oil, and mixtures thereof to form lotions, tinctures, creams, emulsions, gels or ointments, which are nontoxic and pharmaceutically acceptable. Moisturizers or humectants can also be added to pharmaceutical compositions and dosage forms if desired. Examples of such additional ingredients are well known in the art. See, e.g., Remington's Pharmaceutical Sciences, 16<sup>th</sup>, 18th and 20<sup>th</sup> eds., Mack Publishing, Easton Pa. (1980, 1990 & 2000).

[0298] Depending on the specific tissue to be treated, additional components may be used prior to, in conjunction with, or subsequent to treatment with active ingredients provided. For example, penetration enhancers can be used to assist in delivering the active ingredients to the tissue. Suitable penetration enhancers include, but are not limited to: acetone; various alcohols such as ethanol, oleyl, and tetrahydrofuryl; alkyl sulfoxides such as dimethyl sulfoxide; dimethyl acetamide; dimethyl formamide; polyethylene glycol; pyrrolidones such as polyvinylpyrrolidone; Kollidon grades (Povidone, Polyvidone); urea; and various water soluble or insoluble sugar esters such as Tween 80 (polysorbate 80) and Span 60 (sorbitan monostearate).

[0299] The pH of a pharmaceutical composition or dosage form, or of the tissue to which the pharmaceutical composition or dosage form is applied, may also be adjusted to improve delivery of one or more active ingredients. Similarly, the polarity of a solvent carrier, its ionic strength, or tonicity can be adjusted to improve delivery. Compounds such as stearates can also be added to pharmaceutical compositions or dosage forms to advantageously alter the hydrophilicity or lipophilicity of one or more active ingredients so as to improve delivery. In this regard, stearates can serve as a lipid vehicle for the formulation, as an emulsifying agent or surfactant, and as a delivery enhancing or penetration enhancing agent. Different salts, hydrates or solvates of the active ingredients can be used to further adjust the properties of the resulting composition.

#### [0300] Dosage and Unit Dosage Forms

[0301] In human therapeutics, the doctor will determine the posology which he considers most appropriate according to a preventive or curative treatment and according to the age, weight, stage of the infection and other factors specific to the subject to be treated. In certain embodiments, doses are from about 1 to about 1000 mg per day for an adult, or from about 5 to about 250 mg per day or from about 10 to 50 mg per day for an adult. In certain embodiments, doses are from about 5 to about 400 mg per day or 25 to 200 mg per day per adult. In certain embodiments, dose rates of from about 50 to about 500 mg per day are also contemplated.

[0302] In further aspects, provided are methods of treating or preventing an HCV infection in a subject by administering, to a subject in need thereof, an effective amount of a compound provided herein, or a pharmaceutically acceptable salt

thereof. The amount of the compound or composition which will be effective in the prevention or treatment of a disorder or one or more symptoms thereof will vary with the nature and severity of the disease or condition, and the route by which the active ingredient is administered. The frequency and dosage will also vary according to factors specific for each subject depending on the specific therapy (e.g., therapeutic or prophylactic agents) administered, the severity of the disorder, disease, or condition, the route of administration, as well as age, body, weight, response, and the past medical history of the subject. Effective doses may be extrapolated from dose-response curves derived from in vitro or animal model test systems.

**[0303]** In certain embodiments, exemplary doses of a composition include milligram or microgram amounts of the active compound per kilogram of subject or sample weight (e.g., about 10 micrograms per kilogram to about 50 milligrams per kilogram, about 100 micrograms per kilogram to about 25 milligrams per kilogram, or about 100 microgram per kilogram to about 10 milligrams per kilogram). For compositions provided herein, in certain embodiments, the dosage administered to a subject is 0.140 mg/kg to 3 mg/kg of the subject's body weight, based on weight of the active compound. In certain embodiments, the dosage administered to a subject is between 0.20 mg/kg and 2.00 mg/kg, or between 0.30 mg/kg and 1.50 mg/kg of the subject's body weight.

**[0304]** In certain embodiments, the recommended daily dose range of a composition provided herein for the conditions described herein lie within the range of from about 0.1 mg to about 1000 mg per day, given as a single once-a-day dose or as divided doses throughout a day. In certain embodiments, the daily dose is administered twice daily in equally divided doses. In certain embodiments, a daily dose range should be from about 10 mg to about 200 mg per day, in other embodiments, between about 10 mg and about 150 mg per day, in further embodiments, between about 25 and about 100 mg per day. It may be necessary to use dosages of the active ingredient outside the ranges disclosed herein in some cases, as will be apparent to those of ordinary skill in the art. Furthermore, it is noted that the clinician or treating physician will know how and when to interrupt, adjust, or terminate therapy in conjunction with subject response.

**[0305]** Different therapeutically effective amounts may be applicable for different diseases and conditions, as will be readily known by those of ordinary skill in the art. Similarly, amounts sufficient to prevent, manage, treat or ameliorate such disorders, but insufficient to cause, or sufficient to reduce, adverse effects associated with the composition provided herein are also encompassed by the herein described dosage amounts and dose frequency schedules. Further, when a subject is administered multiple dosages of a composition provided herein, not all of the dosages need be the same. For example, the dosage administered to the subject may be increased to improve the prophylactic or therapeutic effect of the composition or it may be decreased to reduce one or more side effects that a particular subject is experiencing.

**[0306]** In certain embodiment, the dosage of the composition provided herein, based on weight of the active compound, administered to prevent, treat, manage, or ameliorate a disorder, or one or more symptoms thereof in a subject is 0.1 mg/kg, 1 mg/kg, 2 mg/kg, 3 mg/kg, 4 mg/kg, 5 mg/kg, 6 mg/kg, 10 mg/kg, or 15 mg/kg or more of a subject's body weight. In another embodiment, the dosage of the composition or a composition provided herein administered to pre-

vent, treat, manage, or ameliorate a disorder, or one or more symptoms thereof in a subject is a unit dose of 0.1 mg to 200 mg, 0.1 mg to 100 mg, 0.1 mg to 50 mg, 0.1 mg to 25 mg, 0.1 mg to 20 mg, 0.1 mg to 15 mg, 0.1 mg to 10 mg, 0.1 mg to 7.5 mg, 0.1 mg to 5 mg, 0.1 to 2.5 mg, 0.25 mg to 20 mg, 0.25 to 15 mg, 0.25 to 12 mg, 0.25 to 10 mg, 0.25 mg to 7.5 mg, 0.25 mg to 5 mg, 0.5 mg to 2.5 mg, 1 mg to 20 mg, 1 mg to 15 mg, 1 mg to 12 mg, 1 mg to 10 mg, 1 mg to 7.5 mg, 1 mg to 5 mg, or 1 mg to 2.5 mg.

**[0307]** In certain embodiments, treatment or prevention can be initiated with one or more loading doses of a compound or composition provided herein followed by one or more maintenance doses. In such embodiments, the loading dose can be, for instance, about 60 to about 400 mg per day, or about 100 to about 200 mg per day for one day to five weeks. The loading dose can be followed by one or more maintenance doses. In certain embodiments, each maintenance does is, independently, about from about 10 mg to about 200 mg per day, between about 25 mg and about 150 mg per day, or between about 25 and about 80 mg per day. Maintenance doses can be administered daily and can be administered as single doses, or as divided doses.

**[0308]** In certain embodiments, a dose of a compound or composition provided herein can be administered to achieve a steady-state concentration of the active ingredient in blood or serum of the subject. The steady-state concentration can be determined by measurement according to techniques available to those of skill or can be based on the physical characteristics of the subject such as height, weight and age. In certain embodiments, a sufficient amount of a compound or composition provided herein is administered to achieve a steady-state concentration in blood or serum of the subject of from about 300 to about 4000 ng/mL, from about 400 to about 1600 ng/mL, or from about 600 to about 1200 ng/mL. In some embodiments, loading doses can be administered to achieve steady-state blood or serum concentrations of about 1200 to about 8000 ng/mL, or about 2000 to about 4000 ng/mL for one to five days. In certain embodiments, maintenance doses can be administered to achieve a steady-state concentration in blood or serum of the subject of from about 300 to about 4000 ng/mL, from about 400 to about 1600 ng/mL, or from about 600 to about 1200 ng/mL.

**[0309]** In certain embodiments, administration of the same composition may be repeated and the administrations may be separated by at least 1 day, 2 days, 3 days, 5 days, 10 days, 15 days, 30 days, 45 days, 2 months, 75 days, 3 months, or 6 months. In other embodiments, administration of the same prophylactic or therapeutic agent may be repeated and the administration may be separated by at least at least 1 day, 2 days, 3 days, 5 days, 10 days, 15 days, 30 days, 45 days, 2 months, 75 days, 3 months, or 6 months.

**[0310]** In certain aspects, provided herein are unit dosages comprising a compound, or a pharmaceutically acceptable salt thereof, in a form suitable for administration. Such forms are described in detail herein. In certain embodiments, the unit dosage comprises 1 to 1000 mg, 5 to 250 mg or 10 to 50 mg active ingredient. In particular embodiments, the unit dosages comprise about 1, 5, 10, 25, 50, 100, 125, 250, 500 or 1000 mg active ingredient. Such unit dosages can be prepared according to techniques familiar to those of skill in the art.

**[0311]** The dosages of the second agents are to be used in the combination therapies provided herein. In certain embodiments, dosages lower than those which have been or are currently being used to prevent or treat HCV infection are

used in the combination therapies provided herein. The recommended dosages of second agents can be obtained from the knowledge of those of skill. For those second agents that are approved for clinical use, recommended dosages are described in, for example, Hardman et al., eds., 1996, Goodman & Gilman's The Pharmacological Basis Of Basis Of Therapeutics 9<sup>th</sup> Ed, Mc-Graw-Hill, New York; Physician's Desk Reference (PDR) 57<sup>th</sup> Ed., 2003, Medical Economics Co., Inc., Montvale, N.J., which are incorporated herein by reference in its entirety.

**[0312]** In various embodiments, the therapies (e.g., a compound provided herein and the second agent) are administered less than 5 minutes apart, less than 30 minutes apart, 1 hour apart, at about 1 hour apart, at about 1 to about 2 hours apart, at about 2 hours to about 3 hours apart, at about 3 hours to about 4 hours apart, at about 4 hours to about 5 hours apart, at about 5 hours to about 6 hours apart, at about 6 hours to about 7 hours apart, at about 7 hours to about 8 hours apart, at about 8 hours to about 9 hours apart, at about 9 hours to about 10 hours apart, at about 10 hours to about 11 hours apart, at about 11 hours to about 12 hours apart, at about 12 hours to 18 hours apart, 18 hours to 24 hours apart, 24 hours to 36 hours apart, 36 hours to 48 hours apart, 48 hours to 52 hours apart, 52 hours to 60 hours apart, 60 hours to 72 hours apart, 72 hours to 84 hours apart, 84 hours to 96 hours apart, or 96 hours to 120 hours apart. In various embodiments, the therapies are administered no more than 24 hours apart or no more than 48 hours apart. In certain embodiments, two or more therapies are administered within the same patient visit. In other embodiments, the compound provided herein and the second agent are administered concurrently.

**[0313]** In other embodiments, the compound provided herein and the second agent are administered at about 2 to 4 days apart, at about 4 to 6 days apart, at about 1 week apart, at about 1 to 2 weeks apart, or more than 2 weeks apart.

**[0314]** In certain embodiments, administration of the same agent may be repeated and the administrations may be separated by at least 1 day, 2 days, 3 days, 5 days, 10 days, 15 days, 30 days, 45 days, 2 months, 75 days, 3 months, or 6 months. In other embodiments, administration of the same agent may be repeated and the administration may be separated by at least at least 1 day, 2 days, 3 days, 5 days, 10 days, 15 days, 30 days, 45 days, 2 months, 75 days, 3 months, or 6 months.

**[0315]** In certain embodiments, a compound provided herein and a second agent are administered to a patient, for example, a mammal, such as a human, in a sequence and within a time interval such that the compound provided herein can act together with the other agent to provide an increased benefit than if they were administered otherwise. For example, the second active agent can be administered at the same time or sequentially in any order at different points in time; however, if not administered at the same time, they should be administered sufficiently close in time so as to provide the desired therapeutic or prophylactic effect. In certain embodiments, the compound provided herein and the second active agent exert their effect at times which overlap. Each second active agent can be administered separately, in any appropriate form and by any suitable route. In other embodiments, the compound provided herein is administered before, concurrently or after administration of the second active agent.

**[0316]** In certain embodiments, the compound provided herein and the second agent are cyclically administered to a patient. Cycling therapy involves the administration of a first

agent (e.g., a first prophylactic or therapeutic agents) for a period of time, followed by the administration of a second agent and/or third agent (e.g., a second and/or third prophylactic or therapeutic agents) for a period of time and repeating this sequential administration. Cycling therapy can reduce the development of resistance to one or more of the therapies, avoid or reduce the side effects of one of the therapies, and/or improve the efficacy of the treatment.

**[0317]** In certain embodiments, the compound provided herein and the second active agent are administered in a cycle of less than about 3 weeks, about once every two weeks, about once every 10 days or about once every week. One cycle can comprise the administration of a compound provided herein and the second agent by infusion over about 90 minutes every cycle, about 1 hour every cycle, about 45 minutes every cycle. Each cycle can comprise at least 1 week of rest, at least 2 weeks of rest, at least 3 weeks of rest. The number of cycles administered is from about 1 to about 12 cycles, more typically from about 2 to about 10 cycles, and more typically from about 2 to about 8 cycles.

**[0318]** In other embodiments, courses of treatment are administered concurrently to a patient, i.e., individual doses of the second agent are administered separately yet within a time interval such that the compound provided herein can work together with the second active agent. For example, one component can be administered once per week in combination with the other components that can be administered once every two weeks or once every three weeks. In other words, the dosing regimens are carried out concurrently even if the therapeutics are not administered simultaneously or during the same day.

**[0319]** The second agent can act additively or synergistically with the compound provided herein. In certain embodiments, the compound provided herein is administered concurrently with one or more second agents in the same pharmaceutical composition. In another embodiment, a compound provided herein is administered concurrently with one or more second agents in separate pharmaceutical compositions. In still another embodiment, a compound provided herein is administered prior to or subsequent to administration of a second agent. Also contemplated are administration of a compound provided herein and a second agent by the same or different routes of administration, e.g., oral and parenteral. In certain embodiments, when the compound provided herein is administered concurrently with a second agent that potentially produces adverse side effects including, but not limited to, toxicity, the second active agent can advantageously be administered at a dose that falls below the threshold that the adverse side effect is elicited.

**[0320]** Kits

**[0321]** Also provided are kits for use in methods of treatment of a liver disorder such as HCV infections. The kits can include a compound or composition provided herein, a second agent or composition, and instructions providing information to a health care provider regarding usage for treating the disorder. Instructions may be provided in printed form or in the form of an electronic medium such as a floppy disc, CD, or DVD, or in the form of a website address where such instructions may be obtained. A unit dose of a compound or composition provided herein, or a second agent or composition, can include a dosage such that when administered to a subject, a therapeutically or prophylactically effective plasma level of the compound or composition can be maintained in the subject for at least 1 days. In some embodiments, a com-

pound or composition can be included as a sterile aqueous pharmaceutical composition or dry powder (e.g., lyophilized) composition.

**[0322]** In some embodiments, suitable packaging is provided. As used herein, "packaging" includes a solid matrix or material customarily used in a system and capable of holding within fixed limits a compound provided herein and/or a second agent suitable for administration to a subject. Such materials include glass and plastic (e.g., polyethylene, polypropylene, and polycarbonate) bottles, vials, paper, plastic, and plastic-foil laminated envelopes and the like. If e-beam sterilization techniques are employed, the packaging should have sufficiently low density to permit sterilization of the contents.

**[0323]** Methods of Use

**[0324]** Provided herein is a method for inhibiting replication of a virus in a host. In certain embodiments, the method comprises contacting the host with a therapeutically effective amount of a 2'-cyano, azido or amino nucleoside compound disclosed herein, e.g., a 2'-cyano, azido or amino nucleoside compound of Formula 1001-1004bii, 1101, 1501-1504bii, 2001-2004b, 2005-2012, 2501-2504b, 3001-3004b, 4001-4004bii, I-XXXb, 1-48b, 101-148, 201-248, 512-545b, or 601-648c, including a single enantiomer, a mixture of an enantiomeric pair, an individual diastereomer, a mixture of diastereomers, or a tautomeric form thereof; or a pharmaceutically acceptable salt, solvate, prodrug, phosphate, or active metabolite thereof.

**[0325]** Provided herein is a method for inhibiting replication of a virus in a cell. In certain embodiments, the method comprises contacting the cell with a therapeutically effective amount of a 2'-cyano, azido or amino nucleoside compound disclosed herein, e.g., a 2'-cyano, azido or amino nucleoside compound of Formula 1001-1004bii, 1101, 1501-1504bii, 2001-2004b, 2005-2012, 2501-2504b, 3001-3004b, 4001-4004bii, I-XXXb, 1-48b, 101-148, 201-248, 512-545b, or 601-648c, including a single enantiomer, a mixture of an enantiomeric pair, an individual diastereomer, a mixture of diastereomers, or a tautomeric form thereof; or a pharmaceutically acceptable salt, solvate, prodrug, phosphate, or active metabolite thereof.

**[0326]** Provided herein is a method for inhibiting replication of a virus. In certain embodiments, the method comprises contacting the virus with a therapeutically effective amount of a 2'-cyano, azido or amino nucleoside compound disclosed herein, e.g., a 2'-cyano, azido or amino nucleoside compound of Formula 1001-1004bii, 1101, 1501-1504bii, 2001-2004b, 2005-2012, 2501-2504b, 3001-3004b, 4001-4004bii, I-XXXb, 1-48b, 101-148, 201-248, 512-545b, or 601-648c, including a single enantiomer, a mixture of an enantiomeric pair, an individual diastereomer, a mixture of diastereomers, or a tautomeric form thereof; or a pharmaceutically acceptable salt, solvate, prodrug, phosphate, or active metabolite thereof.

**[0327]** Provided herein is a method for inhibiting the activity of a polymerase. In certain embodiments, the method comprises contacting the polymerase with an ester or malonate of a 2'-cyano, azido or amino nucleoside compound disclosed herein, e.g., a 2'-cyano, azido or amino nucleoside compound of Formula 1001-1004bii, 1101, 1501-1504bii, 2001-2004b, 2005-2012, 2501-2504b, 3001-3004b, 4001-4004bii, I-XXXb, 1-48b, 101-148, 201-248, 512-545b, or 601-648c, including a single enantiomer, a mixture of an enantiomeric pair, an individual diastereomer, a mixture of diastereomers,

or a tautomeric form thereof; or a pharmaceutically acceptable salt, solvate, prodrug, phosphate, or active metabolite thereof.

**[0328]** In certain embodiments, provided herein are methods for the treatment and/or prophylaxis of a host infected with Flaviviridae. In certain embodiments, the method includes the administration of an effective amount of a 2'-cyano, azido or amino nucleoside compound disclosed herein, e.g., a 2'-cyano, azido or amino nucleoside compound of Formula 1001-1004bii, 1101, 1501-1504bii, 2001-2004b, 2005-2012, 2501-2504b, 3001-3004b, 4001-4004bii, I-XXXb, 1-48b, 101-148, 201-248, 512-545b, or 601-648c, including a single enantiomer, a mixture of an enantiomeric pair, an individual diastereomer, a mixture of diastereomers, or a tautomeric form thereof; or a pharmaceutically acceptable salt, solvate, prodrug, phosphate, or active metabolite thereof.

**[0329]** In certain embodiments, the methods encompass the step of administering to the subject in need thereof an amount of a compound effective for the treatment or prevention of an HCV infection in combination with a second agent effective for the treatment or prevention of the infection. The compound can be any compound as described herein, and the second agent can be any second agent described in the art or herein. In certain embodiments, the compound is in the form of a pharmaceutical composition or dosage form, as described elsewhere herein.

**[0330]** In certain embodiments, provided herein are methods for the treatment and/or prophylaxis of a host infected with Flaviviridae that includes the administration of an effective amount of a compound provided herein, or a pharmaceutically acceptable salt thereof. In certain embodiments, provided herein are methods for treating an HCV infection in a subject. In certain embodiments, the methods encompass the step of administering to a subject in need thereof an amount of a compound effective for the treatment or prevention of an HCV infection in combination with a second agent effective for the treatment or prevention of the infection. The compound can be any compound as described herein, and the second agent can be any second agent described in the art or herein. In certain embodiments, the compound is in the form of a pharmaceutical composition or dosage form, as described elsewhere herein.

**[0331]** Flaviviridae which can be treated are, e.g., discussed generally in *Fields Virology*, Fifth Ed., Editors: Knipe, D. M., and Howley, P. M., Lippincott Williams & Wilkins Publishers, Philadelphia, Pa., Chapters 33-35, 2006. In a particular embodiment of the invention, the Flaviviridae is HCV. In an alternate embodiment, the Flaviviridae is a flavivirus or pestivirus. In certain embodiments, the Flaviviridae can be from any class of Flaviviridae. In certain embodiments, the Flaviviridae is a mammalian tick-borne virus. In certain embodiments, the Flaviviridae is a seabird tick-borne virus. In certain embodiments, the Flaviviridae is a mosquito-borne virus. In certain embodiments, the Flaviviridae is an Aroa virus. In certain embodiments, the Flaviviridae is a Dengue virus. In certain embodiments, the Flaviviridae is a Japanese encephalitis virus. In certain embodiments, the Flaviviridae is a Kokobera virus. In certain embodiments, the Flaviviridae is a Ntaya virus. In certain embodiments, the Flaviviridae is a Spondweni virus. In certain embodiments, the Flaviviridae is a Yellow fever virus. In certain embodiments, the Flaviviridae



is a Entebbe virus. In certain embodiments, the Flaviviridae is a Modoc virus. In certain embodiments, the Flaviviridae is a Rio Bravo virus.

**[0332]** Specific flaviviruses which can be treated include, without limitation: Absettarov, Aedes, Alfuy, Alkhurma, Apoi, Aroa, Bagaza, Banzi, Bukalasa bat, Bouboui, Bussuquara, Cacipacore, Calbertado, Carey Island, Cell fusing agent, Cowbone Ridge, Culex, Dakar bat, Dengue 1, Dengue 2, Dengue 3, Dengue 4, Edge Hill, Entebbe bat, Gadgets Gully, Hanzalova, Hypr, Ilheus, Israel turkey meningoencephalitis, Japanese encephalitis, Jugra, Jutiapa, Kadam, Kamiti River, Karshi, Kedougou, Kokobera, Koutango, Kumlinge, Kunjin, Kyasanur Forest disease, Langat, Louping ill, Meaban, Modoc, Montana myotis leukoencephalitis, Murray valley encephalitis, Nakiwogo, Naranjal, Negishi, Ntaya, Omsk hemorrhagic fever, Phnom-Penh bat, Powassan, Quang Binh, Rio Bravo, Rocio, Royal Farm, Russian spring-summer encephalitis, Saboya, St. Louis encephalitis, Sal Vieja, San Perlita, Saumarez Reef, Sepik, Sokuluk, Spondweni, Stratford, Tembusu, Tick-borne encephalitis, Turkish sheep encephalitis, Tyuleniy, Uganda S, Usutu, Wesselsbron, West Nile, Yaounde, Yellow fever, Yokose, and Zika.

**[0333]** Pestiviruses which can be treated are discussed generally in *Fields Virology*, Fifth Ed., Editors: Knipe, D. M., and Howley, P. M., Lippincott Williams & Wilkins Publishers, Philadelphia, Pa., Chapters 33-35, 2006. Specific pestiviruses which can be treated include, without limitation: bovine viral diarrhoea virus ("BVDV"), classical swine fever virus ("CSFV," also called hog cholera virus), and border disease virus ("BDV").

**[0334]** In certain embodiments, the subject can be any subject infected with, or at risk for infection with, HCV. Infection or risk for infection can be determined according to any technique deemed suitable by the practitioner of skill in the art. In certain embodiments, subjects are humans infected with HCV.

**[0335]** In certain embodiments, the subject has never received therapy or prophylaxis for an HCV infection. In further embodiments, the subject has previously received therapy or prophylaxis for an HCV infection. For instance, in certain embodiments, the subject has not responded to an HCV therapy. For example, under current interferon therapy, up to 50% or more HCV subjects do not respond to therapy. In certain embodiments, the subject can be a subject that received therapy but continued to suffer from viral infection or one or more symptoms thereof. In certain embodiments, the subject can be a subject that received therapy but failed to achieve a sustained virologic response. In certain embodiments, the subject has received therapy for an HCV infection but has failed to show, for example, a  $2 \log_{10}$  decline in HCV RNA levels after 12 weeks of therapy. It is believed that subjects who have not shown more than  $2 \log_{10}$  reduction in serum HCV RNA after 12 weeks of therapy have a 97-100% chance of not responding.

**[0336]** In certain embodiments, the subject is a subject that discontinued an HCV therapy because of one or more adverse events associated with the therapy. In certain embodiments, the subject is a subject where current therapy is not indicated. For instance, certain therapies for HCV are associated with neuropsychiatric events. Interferon (IFN)-alfa plus ribavirin is associated with a high rate of depression. Depressive symptoms have been linked to a worse outcome in a number of medical disorders. Life-threatening or fatal neuropsychiatric events, including suicide, suicidal and homicidal ideation,

depression, relapse of drug addiction/overdose, and aggressive behavior have occurred in subjects with and without a previous psychiatric disorder during HCV therapy. Interferon-induced depression is a limitation for the treatment of chronic hepatitis C, especially for subjects with psychiatric disorders. Psychiatric side effects are common with interferon therapy and responsible for about 10% to 20% of discontinuations of current therapy for HCV infection.

**[0337]** Accordingly, provided are methods of treating or preventing an HCV infection in subjects where the risk of neuropsychiatric events, such as depression, contraindicates treatment with current HCV therapy. In certain embodiments, provided are methods of treating or preventing HCV infection in subjects where a neuropsychiatric event, such as depression, or risk of such indicates discontinuation of treatment with current HCV therapy. Further provided are methods of treating or preventing HCV infection in subjects where a neuropsychiatric event, such as depression, or risk of such indicates dose reduction of current HCV therapy.

**[0338]** Current therapy is also contraindicated in subjects that are hypersensitive to interferon or ribavirin, or both, or any other component of a pharmaceutical product for administration of interferon or ribavirin. Current therapy is not indicated in subjects with hemoglobinopathies (e.g., thalassemia major, sickle-cell anemia) and other subjects at risk from the hematologic side effects of current therapy. Common hematologic side effects include bone marrow suppression, neutropenia and thrombocytopenia. Furthermore, ribavirin is toxic to red blood cells and is associated with hemolysis. Accordingly, in certain embodiments, provided are methods of treating or preventing HCV infection in subjects hypersensitive to interferon or ribavirin, or both, subjects with a hemoglobinopathy, for instance thalassemia major subjects and sickle-cell anemia subjects, and other subjects at risk from the hematologic side effects of current therapy.

**[0339]** In certain embodiments, the subject has received an HCV therapy and discontinued that therapy prior to administration of a method provided herein. In further embodiments, the subject has received therapy and continues to receive that therapy along with administration of a method provided herein. The methods can be co-administered with other therapy for HBC and/or HCV according to the judgment of one of skill in the art. In certain embodiments, the methods or compositions provided herein can be co-administered with a reduced dose of the other therapy for HBC and/or HCV.

**[0340]** In certain embodiments, provided are methods of treating a subject that is refractory to treatment with interferon. For instance, in some embodiments, the subject can be a subject that has failed to respond to treatment with one or more agents selected from the group consisting of interferon, interferon  $\alpha$ , pegylated interferon  $\alpha$ , interferon plus ribavirin, interferon  $\alpha$  plus ribavirin and pegylated interferon  $\alpha$  plus ribavirin. In some embodiments, the subject can be a subject that has responded poorly to treatment with one or more agents selected from the group consisting of interferon, interferon  $\alpha$ , pegylated interferon  $\alpha$ , interferon plus ribavirin, interferon  $\alpha$  plus ribavirin and pegylated interferon  $\alpha$  plus ribavirin. A pro-drug form of ribavirin, such as taribavirin, may also be used.

**[0341]** In certain embodiments, the subject has, or is at risk for, co-infection of HCV with HIV. For instance, in the United States, 30% of HIV subjects are co-infected with HCV and evidence indicates that people infected with HIV have a much

more rapid course of their hepatitis C infection. Maier and Wu, 2002, *World J Gastroenterol* 8:577-57. The methods provided herein can be used to treat or prevent HCV infection in such subjects. It is believed that elimination of HCV in these subjects will lower mortality due to end-stage liver disease. Indeed, the risk of progressive liver disease is higher in subjects with severe AIDS-defining immunodeficiency than in those without. See, e.g., Lesens et al., 1999, *J Infect Dis* 179:1254-1258. In certain embodiments, compounds provided herein have been shown to suppress HIV in HIV subjects. Thus, in certain embodiments, provided are methods of treating or preventing HIV infection and HCV infection in subjects in need thereof.

**[0342]** In certain embodiments, the compounds or compositions are administered to a subject following liver transplant. Hepatitis C is a leading cause of liver transplantation in the U.S., and many subjects that undergo liver transplantation remain HCV positive following transplantation. In certain embodiments, provided are methods of treating such recurrent HCV subjects with a compound or composition provided herein. In certain embodiments, provided are methods of treating a subject before, during or following liver transplant to prevent recurrent HCV infection.

**[0343]** Second Therapeutic Agents

**[0344]** In certain embodiments, the compounds and compositions provided herein are useful in methods of treatment of a liver disorder, that comprise further administration of a second agent effective for the treatment of the disorder, such as HCV infection in a subject in need thereof. The second agent can be any agent known to those of skill in the art to be effective for the treatment of the disorder, including those currently approved by the FDA.

**[0345]** In certain embodiments, a compound provided herein is administered in combination with one second agent. In further embodiments, a second agent is administered in combination with two second agents. In still further embodiments, a second agent is administered in combination with two or more second agents.

**[0346]** As used herein, the term "in combination" includes the use of more than one therapy (e.g., one or more prophylactic and/or therapeutic agents). The use of the term "in combination" does not restrict the order in which therapies (e.g., prophylactic and/or therapeutic agents) are administered to a subject with a disorder. A first therapy (e.g., a prophylactic or therapeutic agent such as a compound provided herein) can be administered prior to (e.g., 5 minutes, 15 minutes, 30 minutes, 45 minutes, 1 hour, 2 hours, 4 hours, 6 hours, 12 hours, 24 hours, 48 hours, 72 hours, 96 hours, 1 week, 2 weeks, 3 weeks, 4 weeks, 5 weeks, 6 weeks, 8 weeks, or 12 weeks before), concomitantly with, or subsequent to (e.g., 5 minutes, 15 minutes, 30 minutes, 45 minutes, 1 hour, 2 hours, 4 hours, 6 hours, 12 hours, 24 hours, 48 hours, 72 hours, 96 hours, 1 week, 2 weeks, 3 weeks, 4 weeks, 5 weeks, 6 weeks, 8 weeks, or 12 weeks after) the administration of a second therapy (e.g., a prophylactic or therapeutic agent) to a subject with a disorder.

**[0347]** As used herein, the term "synergistic" includes a combination of a compound provided herein and another therapy (e.g., a prophylactic or therapeutic agent) which has been or is currently being used to prevent, manage or treat a disorder, which is more effective than the additive effects of the therapies. A synergistic effect of a combination of therapies (e.g., a combination of prophylactic or therapeutic agents) permits the use of lower dosages of one or more of the

therapies and/or less frequent administration of said therapies to a subject with a disorder. The ability to utilize lower dosages of a therapy (e.g., a prophylactic or therapeutic agent) and/or to administer said therapy less frequently reduces the toxicity associated with the administration of said therapy to a subject without reducing the efficacy of said therapy in the prevention or treatment of a disorder. In addition, a synergistic effect can result in improved efficacy of agents in the prevention or treatment of a disorder. Finally, a synergistic effect of a combination of therapies (e.g., a combination of prophylactic or therapeutic agents) may avoid or reduce adverse or unwanted side effects associated with the use of either therapy alone.

**[0348]** The active compounds provided herein can be administered in combination or alternation with another therapeutic agent, in particular an anti-HCV agent. In combination therapy, effective dosages of two or more agents are administered together, whereas in alternation or sequential-step therapy, an effective dosage of each agent is administered serially or sequentially. The dosages given will depend on absorption, inactivation and excretion rates of the drug as well as other factors known to those of skill in the art. It is to be noted that dosage values will also vary with the severity of the condition to be alleviated. It is to be further understood that for any particular subject, specific dosage regimens and schedules should be adjusted over time according to the individual need and the professional judgment of the person administering or supervising the administration of the compositions. In certain embodiments, an anti-HCV (or anti-pestivirus or anti-flavivirus) compound that exhibits an  $EC_{50}$  of 10-15  $\mu$ M. In certain embodiments, less than 1-5  $\mu$ M, is desirable.

**[0349]** It has been recognized that drug-resistant variants of flaviviruses, pestiviruses or HCV can emerge after prolonged treatment with an antiviral agent. Drug resistance most typically occurs by mutation of a gene that encodes for an enzyme used in viral replication. The efficacy of a drug against the viral infection can be prolonged, augmented, or restored by administering the compound in combination or alternation with a second, and perhaps third, antiviral compound that induces a different mutation from that caused by the principle drug. Alternatively, the pharmacokinetics, biodistribution or other parameter of the drug can be altered by such combination or alternation therapy. In general, combination therapy is typically preferred over alternation therapy because it induces multiple simultaneous stresses on the virus.

**[0350]** Any known viral treatments can be used in combination or alternation with the compounds described herein. Non-limiting examples of second agents include:

**[0351]** HCV Protease inhibitors: Examples include Medivir HCV Protease Inhibitor (HCV-PI or TMC435) (Medivir/Tibotec); MK-7009 (Merck), RG7227 (ITMN-191) (Roche/Pharmasset/InterMune), boceprevir (SCH 503034) (Schering), SCH 446211 (Schering), narlaprevir SCH900518 (Schering/Merck), ABT-450 (Abbott/Enanta), ACH-1625 (Achillion), BI 201335 (Boehringer Ingelheim), PHX1766 (Phenomix), VX-500 (Vertex) and telaprevir (VX-950) (Vertex). Further examples of protease inhibitors include substrate-based NS3 protease inhibitors (Attwood et al., Antiviral peptide derivatives, PCT WO 98/22496, 1998; Attwood et al., *Antiviral Chemistry and Chemotherapy* 1999, 10, 259-273; Attwood et al., Preparation and use of amino acid derivatives as anti-viral agents, German Patent Pub. DE 19914474; Tung et al., Inhibitors of serine proteases, particularly hepa-

titis C virus NS3 protease, PCT WO 98/17679), including alphaketoamides and hydrazinoureas, and inhibitors that terminate in an electrophile such as a boronic acid or phosphonate (Linas-Brunet et al., Hepatitis C inhibitor peptide analogues, PCT WO 99/07734); Non-substrate-based NS3 protease inhibitors such as 2,4,6-trihydroxy-3-nitro-benzamide derivatives (Sudo K. et al., *Biochemical and Biophysical Research Communications*, 1997, 238, 643-647; Sudo K. et al., *Antiviral Chemistry and Chemotherapy*, 1998, 9, 186), including RD3-4082 and RD3-4078, the former substituted on the amide with a 14 carbon chain and the latter processing a para-phenoxyphenyl group; and Sch 68631, a phenanthrenequinone, an HCV protease inhibitor (Chu M. et al., *Tetrahedron Letters* 37:7229-7232, 1996).

**[0352]** SCH 351633, isolated from the fungus *Penicillium griseofulvum*, was identified as a protease inhibitor (Chu M. et al., *Bioorganic and Medicinal Chemistry Letters* 9:1949-1952). Eglin c, isolated from leech, is a potent inhibitor of several serine proteases such as *S. griseus* proteases A and B,  $\alpha$ -chymotrypsin, chymase and subtilisin. Qasim M. A. et al., *Biochemistry* 36:1598-1607, 1997.

**[0353]** U.S. patents disclosing protease inhibitors for the treatment of HCV include, for example, U.S. Pat. No. 6,004,933 to Spruce et al., which discloses a class of cysteine protease inhibitors for inhibiting HCV endopeptidase 2; U.S. Pat. No. 5,990,276 to Zhang et al., which discloses synthetic inhibitors of hepatitis C virus NS3 protease; U.S. Pat. No. 5,538,865 to Reyes et al.; WO 02/008251 to Corvas International, Inc., and U.S. Pat. No. 7,169,760, US2005/176648, WO 02/08187 and WO 02/008256 to Schering Corporation. HCV inhibitor tripeptides are disclosed in U.S. Pat. Nos. 6,534,523, 6,410,531, and 6,420,380 to Boehringer Ingelheim and WO 02/060926 to Bristol Myers Squibb. Diaryl peptides as NS3 serine protease inhibitors of HCV are disclosed in WO 02/48172 and U.S. Pat. No. 6,911,428 to Schering Corporation. Imidazoleidinones as NS3 serine protease inhibitors of HCV are disclosed in WO 02/08198 and U.S. Pat. No. 6,838,475 to Schering Corporation and WO 02/48157 and U.S. Pat. No. 6,727,366 to Bristol Myers Squibb. WO 98/17679 and U.S. Pat. No. 6,265,380 to Vertex Pharmaceuticals and WO 02/48116 and U.S. Pat. No. 6,653,295 to Bristol Myers Squibb also disclose HCV protease inhibitors. Further examples of HCV serine protease inhibitors are provided in U.S. Pat. No. 6,872,805 (Bristol-Myers Squibb); WO 2006/000085 (Boehringer Ingelheim); U.S. Pat. No. 7,208,600 (Vertex); US 2006/0046956 (Schering-Plough); WO 2007/001406 (Chiron); US 2005/0153877; WO 2006/119061 (Merck); WO 00/09543 (Boehringer Ingelheim), U.S. Pat. No. 6,323,180 (Boehringer Ingelheim) WO 03/064456 (Boehringer Ingelheim), U.S. Pat. No. 6,642,204 (Boehringer Ingelheim), WO 03/064416 (Boehringer Ingelheim), U.S. Pat. No. 7,091,184 (Boehringer Ingelheim), WO 03/053349 (Bristol-Myers Squibb), U.S. Pat. No. 6,867,185, WO 03/099316 (Bristol-Myers Squibb), U.S. Pat. No. 6,869,964, WO 03/099274 (Bristol-Myers Squibb), U.S. Pat. No. 6,995,174, WO 2004/032827 (Bristol-Myers Squibb), U.S. Pat. No. 7,041,698, WO 2004/043339 and U.S. Pat. No. 6,878,722 (Bristol-Myers Squibb).

**[0354]** Thiazolidine derivatives which show relevant inhibition in a reverse-phase HPLC assay with an NS3/4A fusion protein and NS5A/5B substrate (Sudo K. et al., *Antiviral Research*, 1996, 32, 9-18), especially compound RD-1-6250, possessing a fused cinnamoyl moiety substituted with a long alkyl chain, RD4 6205 and RD4 6193;

**[0355]** Thiazolidines and benzanilides identified in Kakiuchi N. et al., *J. EBS Letters* 421, 217-220; Takeshita N. et al., *Analytical Biochemistry*, 1997, 247, 242-246;

**[0356]** A phenanthrenequinone possessing activity against protease in a SDS-PAGE and autoradiography assay isolated from the fermentation culture broth of *Streptomyces* sp., SCH 68631 (Chu M. et al., *Tetrahedron Letters*, 1996, 37, 7229-7232), and SCH 351633, isolated from the fungus *Penicillium griseofulvum*, which demonstrates activity in a scintillation proximity assay (Chu M. et al., *Bioorganic and Medicinal Chemistry Letters* 9, 1949-1952);

**[0357]** Helicase inhibitors (Diana G. D. et al., Compounds, compositions and methods for treatment of hepatitis C, U.S. Pat. No. 5,633,358; Diana G. D. et al., Piperidine derivatives, pharmaceutical compositions thereof and their use in the treatment of hepatitis C, PCT WO 97/36554);

**[0358]** HCV polymerase inhibitors, including nucleoside and non-nucleoside polymerase inhibitors, such as ribavirin, viramidine, clemizole, filibuvir (PF-00868554), HCV POL, NM 283 (valopicitabine), MK-0608, 7-Fluoro-MK-0608, MK-3281, IDX-375, ABT-072, ABT-333, ANA598, BI 207127, GS 9190, PSI-6130, R1626, PSI-6206, PSI-938, PSI-7851, PSI-7977 (sofosbuvir, Sovaldi, Gilead Pharmasset), RG1479, RG7128, HCV-796 VCH-759 or VCH-916.

**[0359]** Gliotoxin (Ferrari R. et al., *Journal of Virology*, 1999, 73, 1649-1654), and the natural product cerulenin (Lohmann V. et al., *Virology*, 1998, 249, 108-118);

**[0360]** Interfering RNA (iRNA) based antivirals, including short interfering RNA (siRNA) based antivirals, such as Sirna-034 and others described in International Patent Publication Nos. WO/03/070750 and WO 2005/012525, and US Patent Publication No. US 2004/0209831;

**[0361]** Antisense phosphorothioate oligodeoxynucleotides (S-ODN) complementary to sequence stretches in the 5' non-coding region (NCR) of the virus (Alt M. et al., *Hepatology*, 1995, 22, 707-717), or nucleotides 326-348 comprising the 3' end of the NCR and nucleotides 371-388 located in the core coding region of the HCV RNA (Alt M. et al., *Archives of Virology*, 1997, 142, 589-599; Galderisi U. et al., *Journal of Cellular Physiology*, 1999, 181, 251-257);

**[0362]** Inhibitors of IRES-dependent translation (Ikeda N et al., Agent for the prevention and treatment of hepatitis C, Japanese Patent Pub. JP-08268890; Kai Y. et al., Prevention and treatment of viral diseases, Japanese Patent Pub. JP-10101591);

**[0363]** HCV NS5A inhibitors, such as BMS-790052 (dactatasvir, Bristol-Myers Squibb), PPI-461 (Presidio Pharmaceuticals), PPI-1301 (Presidio Pharmaceuticals), IDX-719 (samatasvir, Idenix Pharmaceuticals), AZD7295 (Arrow Therapeutics, AstraZeneca), EDP-239 (Enanta), ACH-2928 (Achillion), ACH-3102 (Achillion), ABT-267 (Abbott), or GS-5885 (Gilead);

**[0364]** HCV entry inhibitors, such as celgosivir (MK-3253) (MIGENIX Inc.), SP-30 (Samaritan Pharmaceuticals), ITX4520 (iTherX), ITX5061 (iTherX), PRO-206 (Progenics Pharmaceuticals) and other entry inhibitors by Progenics Pharmaceuticals, e.g., as disclosed in U.S. Patent Publication No. 2006/0198855;

**[0365]** Ribozymes, such as nuclease-resistant ribozymes (Maccjak, D. J. et al., *Hepatology* 1999, 30, abstract 995) and those disclosed in U.S. Pat. No. 6,043,077 to Barber et al., and U.S. Pat. Nos. 5,869,253 and 5,610,054 to Draper et al.; and

**[0366]** Nucleoside analogs have also been developed for the treatment of Flaviviridae infections.

[0367] In certain embodiments, the compounds provided herein can be administered in combination with any of the compounds described by Idenix Pharmaceuticals in International Publication Nos. WO 01/90121, WO 01/92282, WO 2004/003000, WO 2004/002422, and WO 2004/002999.

[0368] Other patent applications disclosing the use of certain nucleoside analogs that can be used as second agents to treat hepatitis C virus include: PCT/CA00/01316 (WO 01/32153; filed Nov. 3, 2000) and PCT/CA01/00197 (WO 01/60315; filed Feb. 19, 2001) filed by BioChem Pharma, Inc. (now Shire Biochem, Inc.); PCT/US02/01531 (WO 02/057425; filed Jan. 18, 2002); PCT/US02/03086 (WO 02/057287; filed Jan. 18, 2002); U.S. Pat. Nos. 7,202,224; 7,125,855; 7,105,499; and 6,777,395 by Merck & Co., Inc.; PCT/EP01/09633 (WO 02/18404; published Aug. 21, 2001); US 2006/0040890; 2005/0038240; 2004/0121980; U.S. Pat. Nos. 6,846,810; 6,784,166; and 6,660,721 by Roche; PCT Publication Nos. WO 01/79246 (filed Apr. 13, 2001), WO 02/32920 (filed Oct. 18, 2001) and WO 02/48165; U.S. Pat. Nos. 7,094,770 and 6,927,291 by Pharmasset, Ltd.

[0369] Further compounds that can be used as second agents to treat hepatitis C virus are disclosed in PCT Publication No. WO 99/43691 to Emory University, entitled "2'-Fluoronucleosides." The use of certain 2'-fluoronucleosides to treat HCV is disclosed.

[0370] Other compounds that can be used as second agents include 1-amino-alkylcyclohexanes (U.S. Pat. No. 6,034,134 to Gold et al.), alkyl lipids (U.S. Pat. No. 5,922,757 to Chojkier et al.), vitamin E and other antioxidants (U.S. Pat. No. 5,922,757 to Chojkier et al.), squalene, amantadine, bile acids (U.S. Pat. No. 5,846,964 to Ozeki et al.), N-(phosphonoacetyl)-L-aspartic acid, (U.S. Pat. No. 5,830,905 to Diana et al.), benzenedicarboxamides (U.S. Pat. No. 5,633,388 to Diana et al.), polyadenylic acid derivatives (U.S. Pat. No. 5,496,546 to Wang et al.), 2',3'-dideoxyinosine (U.S. Pat. No. 5,026,687 to Yarchoan et al.), benzimidazoles (U.S. Pat. No. 5,891,874 to Colacino et al.), plant extracts (U.S. Pat. No. 5,837,257 to Tsai et al., U.S. Pat. No. 5,725,859 to Omer et al., and U.S. Pat. No. 6,056,961), and piperidines (U.S. Pat. No. 5,830,905 to Diana et al.).

[0371] In certain embodiments, a compound of Formula 1001-1004bii, 1101, 1501-1504bii, 2001-2004b, 2005-2012, 2501-2504b, 3001-3004b, 4001-4004bii, I-XXXb, 1-48b, 101-148, 201-248, 512-545b, or 601-648c, or a composition comprising a compound of Formula 1001-1004bii, 1101, 1501-1504bii, 2001-2004b, 2005-2012, 2501-2504b, 3001-3004b, 4001-4004bii, I-XXXb, 1-48b, 101-148, 201-248, 512-545b, or 601-648c, is administered in combination or alternation with a second anti-viral agent selected from the group consisting of an interferon, a nucleotide analogue, a polymerase inhibitor, an NS3 protease inhibitor, an NS5A inhibitor, an entry inhibitor, a non-nucleoside polymerase inhibitor, a cyclosporine immune inhibitor, an NS4A antagonist, an NS4B-RNA binding inhibitor, a locked nucleic acid mRNA inhibitor, a cyclophilin inhibitor, or a combination thereof.

[0372] Exemplary Second Therapeutic Agents for Treatment of HCV

[0373] In certain embodiments, one or more compounds provided herein can be administered in combination or alternation with an anti-hepatitis C virus interferon, such as Intron A® (interferon alfa-2b) and; Roferon A® (Recombinant interferon alfa-2a), Infergen® (consensus interferon; interferon alfacon-1), PEG-Intron® (pegylated interferon alfa-

2b), and Pegasys® (pegylated interferon alfa-2a). In certain embodiments, one or more compounds provided herein can be administered in combination or alternation with ribavirin and in combination or alternation with an anti-hepatitis C virus interferon. In certain embodiments, one or more compounds provided herein can be administered in combination or alternation with ribavirin, in combination or alternation with an anti-hepatitis C virus interferon, and in combination or alternation with an anti-hepatitis C virus protease inhibitor. In certain embodiments, one or more compounds provided herein can be administered in combination or alternation with ribavirin. In certain embodiments, one or more compounds provided herein can be administered in combination or alternation with an anti-hepatitis C virus interferon and without ribavirin. In certain embodiments, one or more compounds provided herein can be administered in combination or alternation with an anti-hepatitis C virus protease inhibitor, and without ribavirin.

[0374] In certain embodiments, the anti-hepatitis C virus interferon is infergen, IL-29 (PEG-Interferon lambda), R7025 (Maxy-alpha), Belerofon, Oral Interferon alpha, BLX-883 (Locteron), omega interferon, multiferon, medusa interferon, Albuferon or REBIF®.

[0375] In certain embodiments, one or more compounds provided herein can be administered in combination or alternation with an anti-hepatitis C virus polymerase inhibitor, such as ribavirin, viremagine, HCV POL, NM 283 (valopicitabine), MK-0608, 7-Fluoro-MK-0608, PSI-6130, R1626, PSI-6206, PSI-938, R1479, HCV-796, VX-950 (Telaprevir, Vertex), GS 9190 NN (Gilead), GS 9256 (Gilead), PSI-7792 (BMS), BI 207127 (BI), R7128 (Roche), or PSI-7977 (sofosbuvir, Sovaldi, Gilead Pharmasset), PSI-938 (Pharmasset), VX-222 (Vertex), ALS-2200 (Vertex), ALS-2158 (Vertex), MK-0608 (Merck), TMC649128 (Medivir), PF-868554 (Pfizer), PF-4878691 (Pfizer), ANA598 (Roche), VCH-759 (Vertex), IDX184 (Idenix), IDX375 (Idenix), A-837093 (Abbott), GS 9190 (Gilead), GSK625433 (GlaxoSmithKline), ABT-072 (Abbott), ABT-333 (Abbott), INX-189 (Inhibitex), or EDP-239 (Enanta).

[0376] In certain embodiments, the one or more compounds provided herein can be administered in combination with ribavirin and an anti-hepatitis C virus interferon, such as Intron A® (interferon alfa-2b) and Pegasys® (Peginterferon alfa-2a); Roferon A® (Recombinant interferon alfa-2a), Infergen® (consensus interferon; interferon alfacon-1), PEG-Intron® (pegylated interferon alfa-2b), Zalbin (albinterferon alfa-2b), omega interferon, pegylated interferon lambda, and Pegasys® (pegylated interferon alfa-2a).

[0377] In certain embodiments, one or more compounds provided herein can be administered in combination or alternation with an anti-hepatitis C virus protease inhibitor such as ITMN-191, SCH 503034 (boceprevir), VX950 (telaprevir), VX985, VX500, VX813, PHX1766, BMS-650032, GS 9256, BI 201335, IDX320, R7227, MK-7009 (vaniprevir), TMC435, BMS-791325, ACH-1625, ACH-2684, ABT-450, or AVL-181.

[0378] In certain embodiments, one or more compounds provided herein can be administered in combination or alternation with an HCV NS5A inhibitor, such as BMS-790052 (daclatasvir, Bristol-Myers Squibb), PPI-461 (Presidio Pharmaceuticals), PPI-1301 (Presidio Pharmaceuticals), IDX-719 (samatasvir, Idenix Pharmaceuticals), AZD7295 (Arrow Therapeutics, AstraZeneca), EDP-239 (Enanta),

ACH-2928 (Achillion), ACH-3102 (Achillion), ABT-267 (Abbott), or GS-5885 (Gilead).

**[0379]** In certain embodiments, one or more compounds provided herein can be administered in combination or alternation with an anti-hepatitis C virus vaccine, such as TG4040, PeviPROTM, CGI-5005, HCV/MF59, GV1001, IC41, GNI-103, GenPhar HCV vaccine, C-Vaxin, CSL123, Hepavaxx C, ChronVac-C® or INN00101 (E1).

**[0380]** In certain embodiments, one or more compounds provided herein can be administered in combination or alternation with an anti-hepatitis C virus monoclonal antibody, such as MBL-HCV1, AB68 or XTL-6865 (formerly HepX-C); or an anti-hepatitis C virus polyclonal antibody, such as cicavir.

**[0381]** In certain embodiments, one or more compounds provided herein can be administered in combination or alternation with an anti-hepatitis C virus immunomodulator, such as Zadaxin® (thymalfasin), SCV-07, NOV-205 or Oglufanide.

**[0382]** In certain embodiments, one or more compounds provided herein can be administered in combination or alternation with cyclophilin inhibitor, such as Enanta cyclophilin binder, SCY-635, or Debio-025.

**[0383]** In certain embodiments, one or more compounds provided herein can be administered in combination or alternation with Nexavar, doxorubicin, PI-88, amantadine, JBK-122, VGX-410C, MX-3253 (Ceglosivir), Suvus (BIVN-400 or virostat), PF-03491390 (formerly IDN-6556), G126270, UT-231B, DEBIO-025, EMZ702, ACH-0137171, MitoQ, ANA975, AVI-4065, Bavituxinab (Tarvacin), Alinia (nitrazoxanide) or PYN17.

**[0384]** In certain embodiments, one or more compounds provided herein can be administered in combination or alternation with telaprevir, boceprevir, interferon alfacon-1, interferon alfa-2b, pegylated interferon alpha 2a, pegylated interferon alpha 2b, ribavirin, or combinations thereof.

**[0385]** In certain embodiments, one or more compounds provided herein can be administered in combination or alternation with a protease inhibitor. In certain embodiments, one or more compounds provided herein can be administered in combination or alternation with telaprevir. In certain embodiments, one or more compounds provided herein can be administered in combination or alternation with boceprevir.

**[0386]** In certain embodiments, one or more compounds provided herein can be administered in combination or alternation with a protease inhibitor and in combination or alternation with ribavirin. In certain embodiments, one or more compounds provided herein can be administered in combination or alternation with telaprevir and in combination or alternation with ribavirin. In certain embodiments, one or more compounds provided herein can be administered in combination or alternation with boceprevir and in combination or alternation with ribavirin.

**[0387]** In certain embodiments, one or more compounds provided herein can be administered in combination or alternation with a protease inhibitor and not in combination or alternation with ribavirin. In certain embodiments, one or more compounds provided herein can be administered in combination or alternation with telaprevir and not in combination or alternation with ribavirin. In certain embodiments, one or more compounds provided herein can be administered in combination or alternation with boceprevir and not in combination or alternation with ribavirin.

**[0388]** In certain embodiments, one or more compounds provided herein can be administered in combination or alternation with an interferon. In certain embodiments, one or more compounds provided herein can be administered in

combination or alternation with interferon alfacon-1. In certain embodiments, one or more compounds provided herein can be administered in combination or alternation with interferon alfa-2b. In certain embodiments, one or more compounds provided herein can be administered in combination or alternation with pegylated interferon alpha 2a. In certain embodiments, one or more compounds provided herein can be administered in combination or alternation with pegylated interferon alpha 2b.

**[0389]** In certain embodiments, one or more compounds provided herein can be administered in combination or alternation with an interferon and in combination or alternation with ribavirin. In certain embodiments, one or more compounds provided herein can be administered in combination or alternation with interferon alfacon-1 and in combination or alternation with ribavirin. In certain embodiments, one or more compounds provided herein can be administered in combination or alternation with interferon alfa-2b and in combination or alternation with ribavirin. In certain embodiments, one or more compounds provided herein can be administered in combination or alternation with pegylated interferon alpha 2a and in combination or alternation with ribavirin. In certain embodiments, one or more compounds provided herein can be administered in combination or alternation with pegylated interferon alpha 2b and in combination or alternation with ribavirin.

**[0390]** In certain embodiments, one or more compounds can be administered in combination or alternation with one or more of the second agents provided herein and not in combination or alternation with ribavirin. In certain embodiments, one or more compounds provided herein can be administered in combination or alternation with an interferon and not in combination or alternation with ribavirin. In certain embodiments, one or more compounds provided herein can be administered in combination or alternation with interferon alfacon-1 and not in combination or alternation with ribavirin. In certain embodiments, one or more compounds provided herein can be administered in combination or alternation with interferon alfa-2b and not in combination or alternation with ribavirin. In certain embodiments, one or more compounds provided herein can be administered in combination or alternation with pegylated interferon alpha 2a and not in combination or alternation with ribavirin. In certain embodiments, one or more compounds provided herein can be administered in combination or alternation with pegylated interferon alpha 2b and not in combination or alternation with ribavirin.

**[0391]** Assay Methods

**[0392]** Compounds can be assayed for HCV activity according to any assay known to those of skill in the art.

**[0393]** Further, compounds can be assayed for accumulation in liver cells of a subject according to any assay known to those of skill in the art. In certain embodiments, a compound can be administered to the subject, and a liver cell of the subject can be assayed for the compound or a derivative thereof, e.g. a nucleoside, nucleoside phosphate or nucleoside triphosphate derivative thereof.

**[0394]** In certain embodiments, a 2'-cyano, azido or amino nucleoside compound is administered to cells, such as liver cells, in vivo or in vitro, and the nucleoside triphosphate levels delivered intracellularly are measured, to indicate delivery of the compound and triphosphorylation in the cell. The levels of intracellular nucleoside triphosphate can be measured using analytical techniques known in the art. Methods of detecting ddATP are described herein below by way of example, but other nucleoside triphosphates can be readily detected using the appropriate controls, calibration samples and assay techniques.

[0395] In certain embodiments, ddATP concentrations are measured in a sample by comparison to calibration standards made from control samples. The ddATP concentrations in a sample can be measured using an analytical method such as HPLC LC MS. In certain embodiments, a test sample is compared to a calibration curve created with known concentrations of ddATP to thereby obtain the concentration of that sample.

[0396] In certain embodiments, the samples are manipulated to remove impurities such as salts ( $\text{Na}^+$ ,  $\text{K}^+$ , etc.) before analysis. In certain embodiments, the lower limit of quantitation is about  $\sim 0.2$  pmol/mL for hepatocyte cellular extracts particularly where reduced salt is present.

[0397] In certain embodiments, the method allows successfully measuring triphosphate nucleotides formed at levels of 1-10,000 pmol per million cells in, e.g., cultured hepatocytes and HepG2 cells.

### EXAMPLES

[0398] As used herein, the symbols and conventions used in these processes, schemes and examples, regardless of whether a particular abbreviation is specifically defined, are consistent with those used in the contemporary scientific literature, for example, the Journal of the American Chemical Society or the Journal of Biological Chemistry. Specifically,

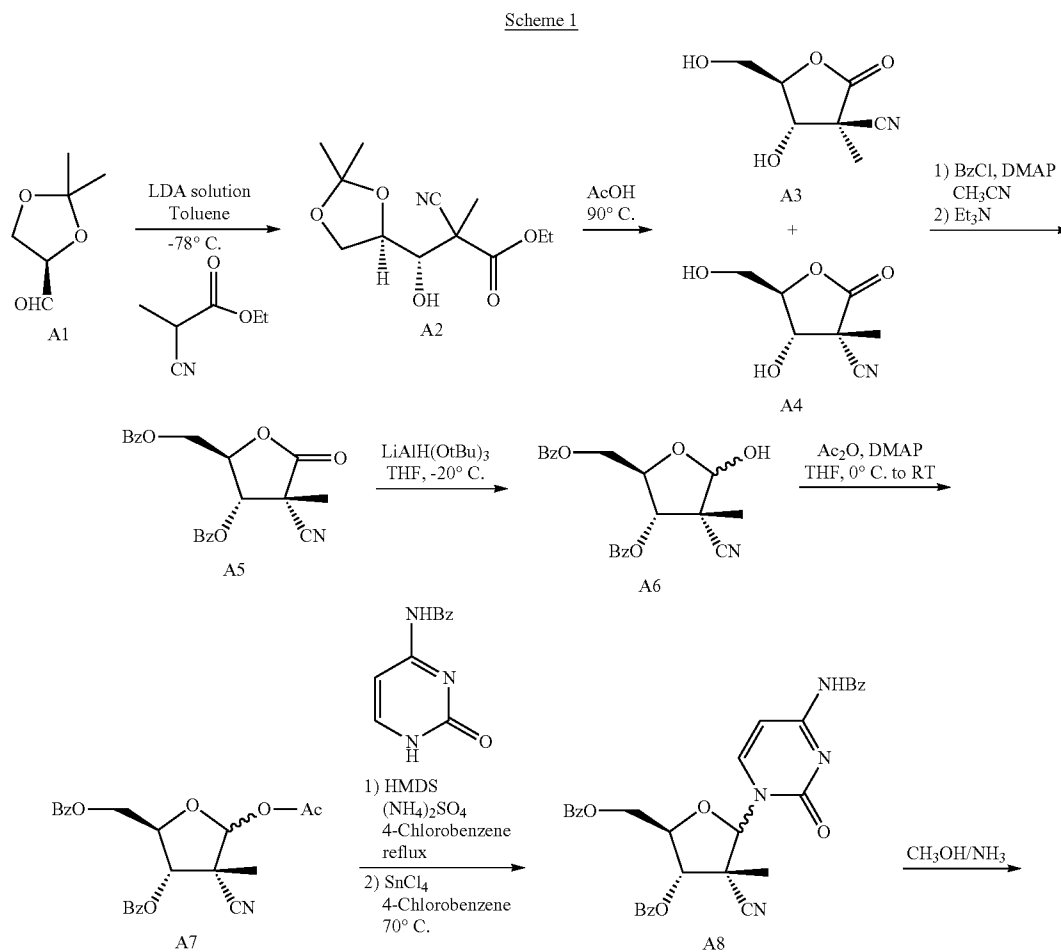
but without limitation, the following abbreviations may be used in the examples and throughout the specification: g (grams); mg (milligrams); mL (milliliters);  $\mu\text{L}$  (microliters); mM (millimolar);  $\mu\text{M}$  (micromolar); Hz (Hertz); MHz (megahertz); mmol (millimoles); hr or hrs (hours); min (minutes); MS (mass spectrometry); ESI (electrospray ionization); TLC (thin layer chromatography); HPLC (high pressure liquid chromatography); THF (tetrahydrofuran);  $\text{CDCl}_3$  (deuterated chloroform); AcOH (acetic acid); DCM (dichloromethane); DMSO (dimethylsulfoxide); DMSO- $d_6$  (deuterated dimethylsulfoxide); EtOAc (ethyl acetate); MeOH (methanol);  $\text{CO}_2(g)$  (dry ice); and BOC (t-butyloxycarbonyl).

[0399] For all of the following examples, standard work-up and purification methods known to those skilled in the art can be utilized. Unless otherwise indicated, all temperatures are expressed in  $^\circ\text{C}$ . (degrees Centigrade). All reactions are conducted at room temperature unless otherwise noted. Synthetic methodologies illustrated herein are intended to exemplify the applicable chemistry through the use of specific examples and are not indicative of the scope of the disclosure.

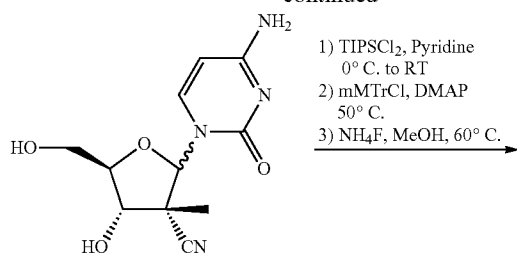
#### Example 1

#### Preparation of 2'-Cyano, Azido and Amino Nucleosides

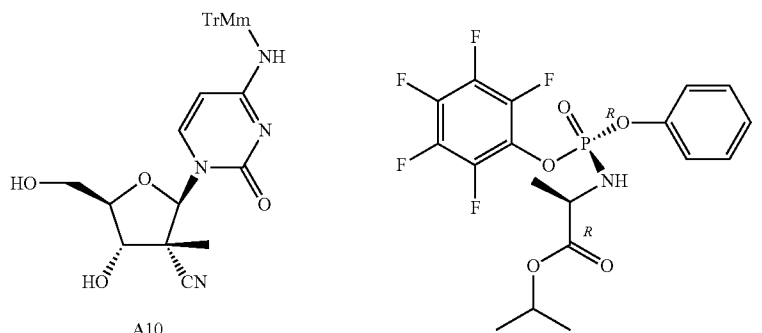
[0400]



-continued



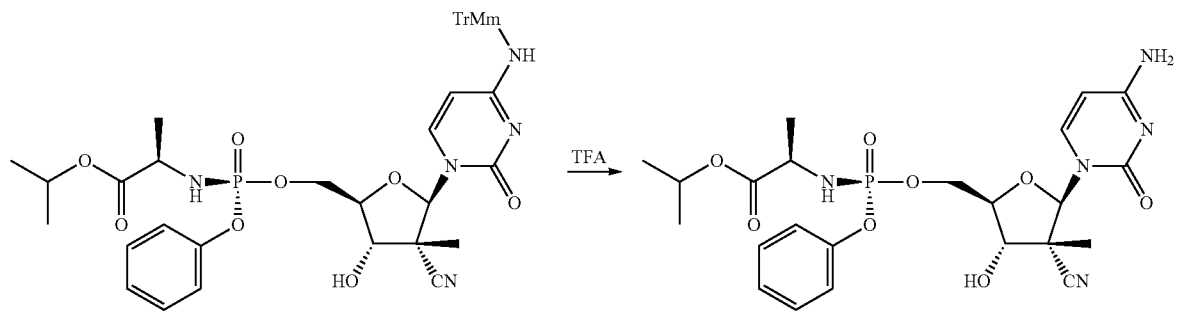
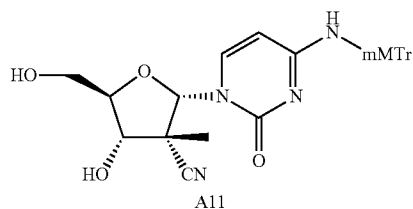
A9

A9a:  $\alpha$ -anomerA9b:  $\beta$ -anomer

A10

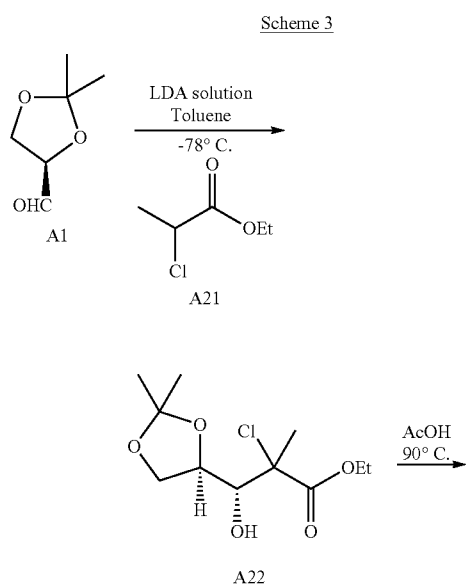
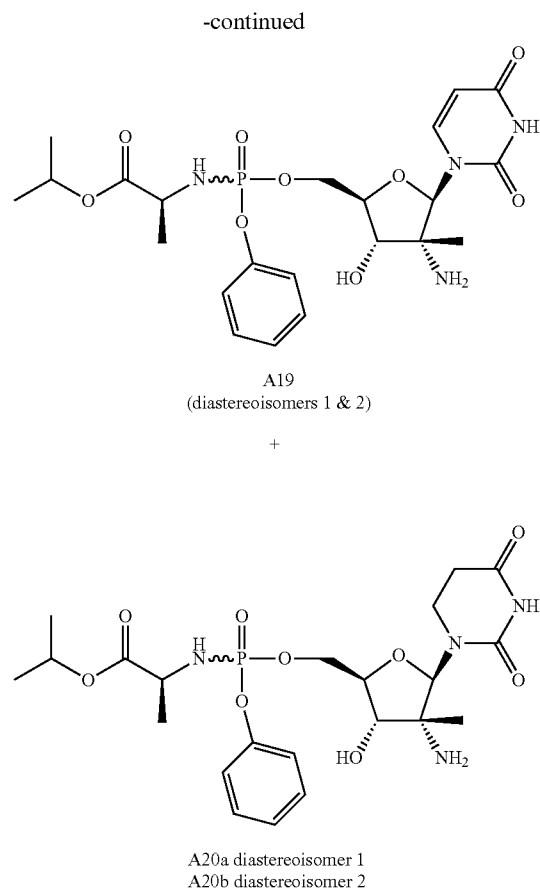
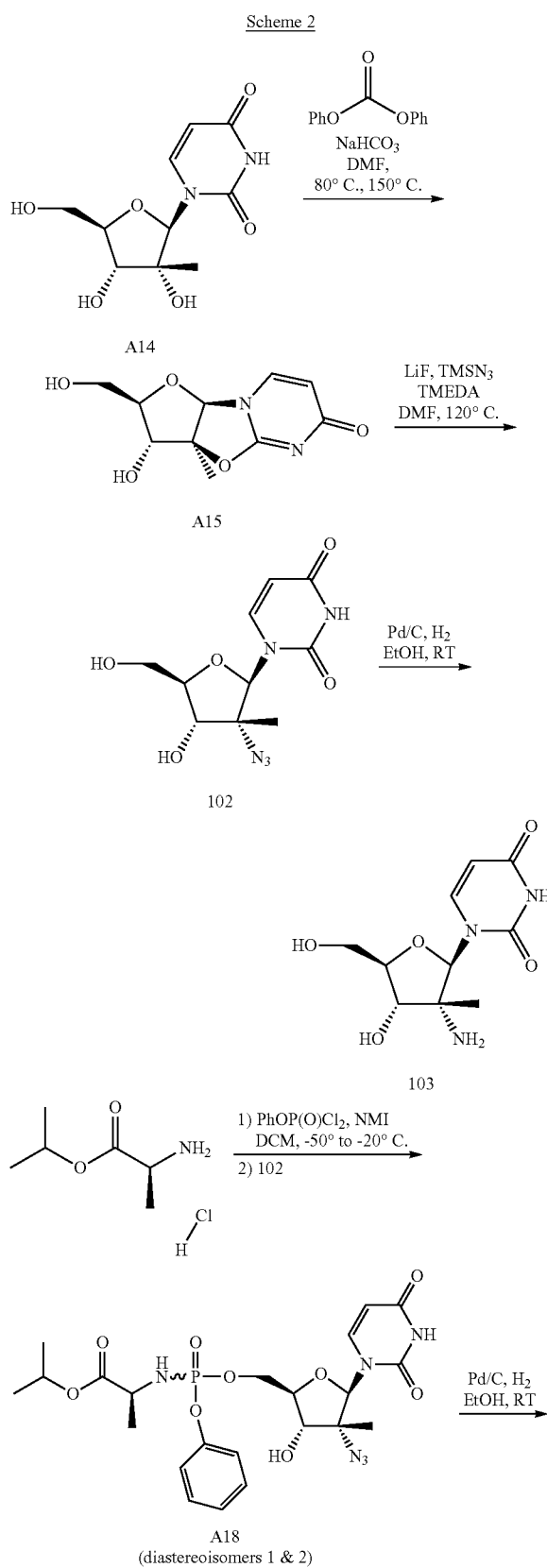
+

A12.0

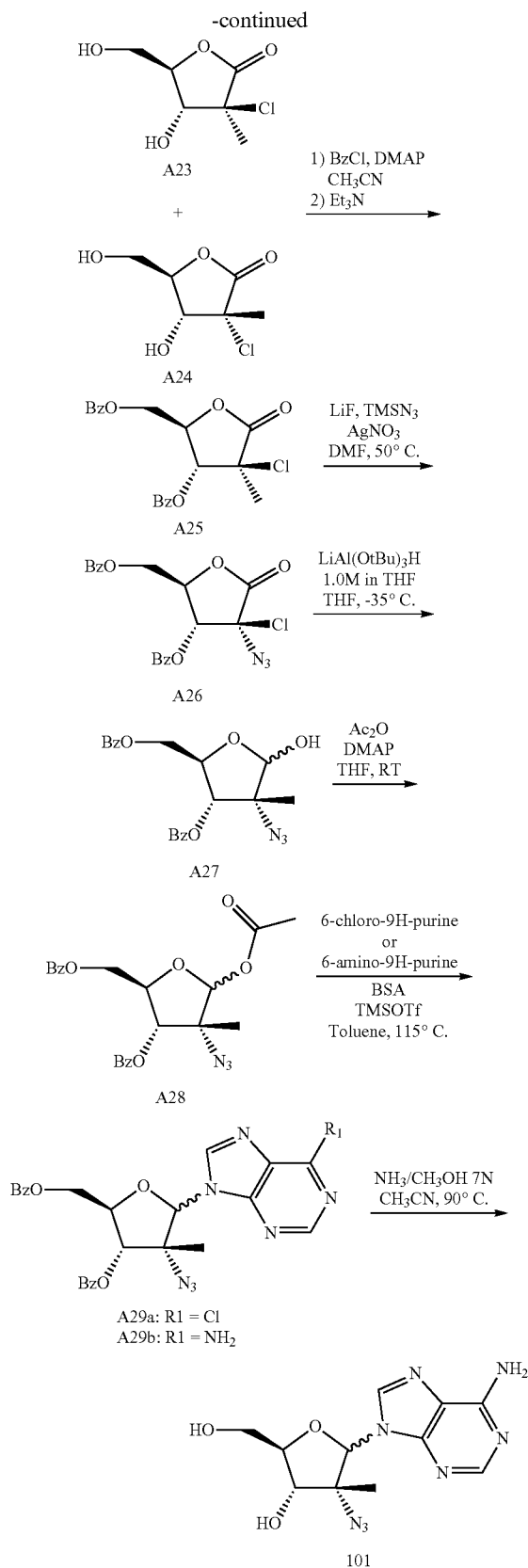
t-BuMgCl  
THF, DMSO, -5 to 5° C.

A12

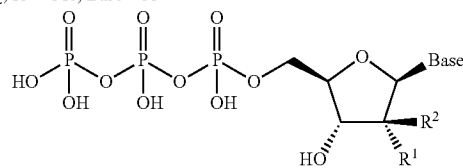
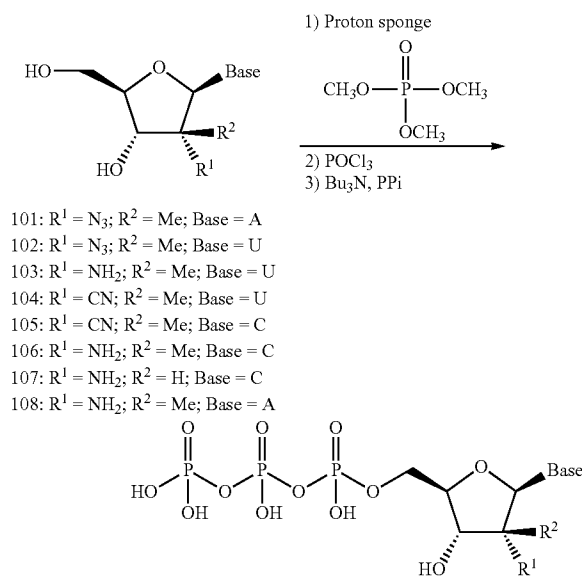
1a







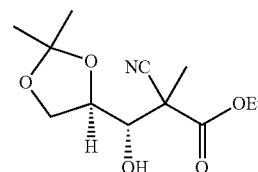
Scheme 4



- 201: R<sup>1</sup> = N<sub>3</sub>; R<sup>2</sup> = Me; Base = A  
202: R<sup>1</sup> = N<sub>3</sub>; R<sup>2</sup> = Me; Base = U  
203: R<sup>1</sup> = NH<sub>2</sub>; R<sup>2</sup> = Me; Base = U  
204: R<sup>1</sup> = CN; R<sup>2</sup> = Me; Base = U  
205: R<sup>1</sup> = CN; R<sup>2</sup> = Me; Base = C  
206: R<sup>1</sup> = NH<sub>2</sub>; R<sup>2</sup> = Me; Base = C  
207: R<sup>1</sup> = NH<sub>2</sub>; R<sup>2</sup> = H; Base = C  
208: R<sup>1</sup> = NH<sub>2</sub>; R<sup>2</sup> = Me; Base = A

Ethyl 2-cyano-3-(2,2-dimethyl-1,3-dioxolan-4-yl)-2-methylbutanoate (A2)

[0401]

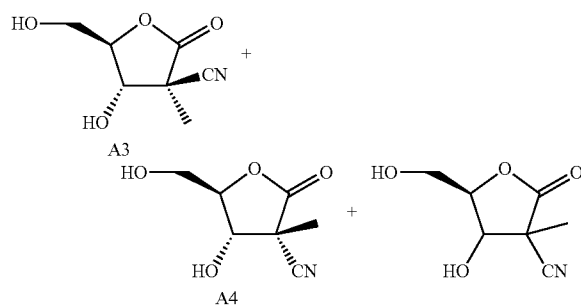


[0402] A 5 L flange flask was fitted with a thermometer, nitrogen inlet, pressure equalizing dropping funnel, bubbler, and a subaseal. Methyl lithium solution (956 mL, 1.6M in diethylether, 1.7 equiv.) was added, and the solution was cooled to about -25° C. Diisopropyl amine (214 mL, 1.7 equiv.) was added using the dropping funnel over about 40 minutes. The reaction was left stirring, allowing to warm to ambient temperature overnight. CO<sub>2(g)</sub>/acetone cooling was applied to the LDA solution, cooling to about -70° C. R-Glyceraldehyde dimethylacetal solution (50% in DCM) was evaporated down to ~100 mbar at a bath temp of 35° C., to remove the DCM, then azeotroped with anhydrous hexane (2×100 mL), under vacuum. The fresh aldehyde (120 g, 0.9 mol) and ethyl 2-cyanopropiononate (170 mL, 1.5 equiv.) were placed in a 1 L round bottom flask, which was filled with

toluene (800 mL). This solution was cooled in a CO<sub>2</sub>(s)/acetone bath, and added via cannula to the LDA solution over about 50 minutes, keeping the internal temperature of the reaction mixture cooler than -55° C. The mixture was stirred with cooling (internal temp. slowly fell to ~-72° C.) for 90 min, then warmed to room temperature over 30 minutes using a water bath. This solution was added to a sodium dihydrogen phosphate solution 300 g of NaH<sub>2</sub>PO<sub>4</sub> in 1.5 L of ice/water, over about 10 minutes, with ice-bath cooling. The mixture was stirred for 20 minutes, then filtered and transferred to a separatory funnel, and partitioned. The solid was further washed with EtOAc (2xμL) and the washings were used to extract the aqueous. The combined organic extracts were dried over sodium sulfate. The volatiles were removed in vacuo. The resultant oil was hydrolyzed crude.

3-Cyano-4-hydroxy-5-(hydroxymethyl)-3-methyloxolan-2-one

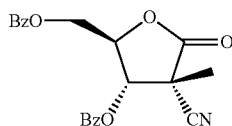
[0403]



[0404] The crude oil was taken up in acetic acid (1.5 L, 66% in water) and heated to 90° C. over one hour, then held at that temperature for one hour. Once the mixture had cooled to room temperature, the volatiles were removed in vacuo, and azeotroped with toluene (2x500 mL). The resultant oil was combined with some mixed material from an earlier synthesis and columned in two portions (each ~1.25 L of silica, 0→12.5%→25%→50% EtOAc in DCM). The lower of the two main spots is the desired material; fractions containing this material as the major component were combined and the solvent removed in vacuo to give 85.4 g of a brown oil as a mixture of 3 diastereomers (15:8:2).

((2R,3S,4R)-3-(benzyloxy)-4-cyano-4-methyl-5-oxotetrahydrofuran-2-yl)methyl benzoate (A5)

[0405]



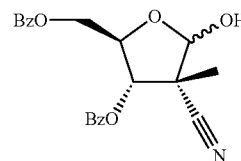
[0406] A 2 L 3-neck round bottom flask was fitted with an overhead stirrer, thermometer and pressure equalizing dropping funnel under nitrogen. 3-Cyano-4-hydroxy-5-(hydroxymethyl)-3-methyloxolan-2-one (85.4 g, 0.50 mol) in acetonitrile (1.5 L) was added, followed by 4-dimethylaminopyridine (700 mg) and benzoyl chloride (128 mL, 2.2

equiv.). Finally triethylamine (167 mL, 2.4 equiv.) was added over 10 minutes using the dropping funnel. The addition of the triethylamine is accompanied by a mild exotherm, which obviated the addition of a cold water bath to keep the internal temperature below 25° C. The reaction was stirred at ambient temperature for 2.5 hours. The reaction mixture was transferred to a separating funnel with EtOAc (2.5 L) and half saturated brine (2.5 L), and partitioned. The aqueous layer was re-extracted with EtOAc (1.5 L). The combined organic layers were washed with 50% Sodium bicarbonate/25% Brine (1.5 L) and dried over sodium sulphate. The resultant brown solid was twice recrystallized from hexane/chloroform, to give ~15 g of product of the desired purity. The mother liquors from the recrystallizations were further recrystallized from chloroform/hexanes several times to give a further 15 g of product.

[0407] <sup>1</sup>H NMR (CDCl<sub>3</sub>, 400 MHz) δ (ppm) 8.11 (dm, J=8.3 Hz, 2H), 7.98 (dm, J=8.4 Hz, 2H), 7.66 (tm, J=7.5 Hz, 1H), 7.59 (tm, J=7.5 Hz, 1H), 7.49 (tm, J=7.6 Hz, 2H), 7.43 (tm, J=7.6 Hz, 2H), 5.54 (d, J=6.5 Hz, 1H), 4.97-5.02 (m, 1H), 4.77 (dd, J=12.7, 3.5 Hz, 1H), 4.66 (dd, J=12.7, 4.7 Hz, 1H), 1.88 (s, 3H).

3,5-Di-O-benzoyl-2-C-cyano-2-C-methyl-D-ribofuranose (A6)

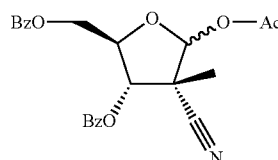
[0408]



[0409] To a solution of A5 (81.08 mmol) in anhydrous tetrahydrofuran (650 mL) was added under inert atmosphere at -35° C., LiAlH(OtBu)<sub>3</sub> (1.0 M in tetrahydrofuran, 21.7 mmol) over a 20 minutes period. The reaction mixture was stirred for 1 hour at -20° C. and quenched by addition of a saturated NH<sub>4</sub>Cl solution, keeping the temperature below 0° C. Ethyl acetate was added and the white suspension was filtered through a pad of celite and washed with ethyl acetate. The filtrate was extracted with ethyl acetate twice. The combined organic layers were dried over anhydrous sodium sulfate, filtered and evaporated under reduced pressure. The expected intermediate was used without further purification for the next step. MS (ESI) m/z=404 (MNa<sup>+</sup>).

1-O-Acetyl-3,5-di-O-benzoyl-2-C-cyano-2-C-methyl-D-arabinofuranose (A7)

[0410]

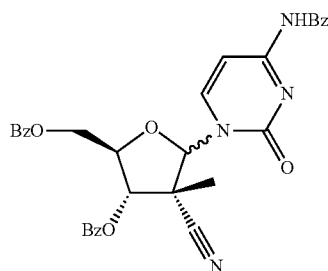


[0411] To a solution of A6 (81.0 mmol) in anhydrous tetrahydrofuran (420 mL) was added dropwise under inert

atmosphere (nitrogen) at 0° C., acetic anhydride (405.0 mmol) followed by 4-dimethylaminopyridine (8.1 mmol). The reaction mixture was allowed to warm-up to room temperature and was stirred for 1 hour. The crude was partially concentrated under reduced pressure, partitioned with dichloromethane and a saturated NaHCO<sub>3</sub> solution, then transferred into a separatory funnel. The organic layer was extracted, dried, filtered and evaporated under reduced pressure. The residue was purified by flash chromatography on silica gel [eluent: petroleum ether/ethyl acetate: 0 to 100%] to afford a  $\alpha,\beta$  sugar mixture A7 in 96% overall yield (2 steps). MS (ESI)  $m/z=869.2$  (2MNa<sup>+</sup>).

3',5'-Di-O-benzoyl-2'-C-cyano-2'-C-methyl-4-benzoyl- $\alpha,\beta$ -cytidine (A8)

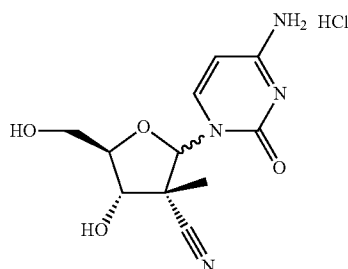
[0412]



[0413] To a suspension of N-benzoyl cytosine (23.62 mmol), and a catalytic amount of ammonium sulfate in 4-chlorobenzene (60 mL) was added HMDS (70.85 mmol). The reaction mixture was heated at 140° C. overnight. The solvent was removed under inert atmosphere and the residue was taken in 4-chlorobenzene (20 mL). Then, 7 (11.81 mmol) in chlorobenzene (40 mL) was added dropwise to the reaction mixture followed by SnCl<sub>4</sub> (23.62 mmol) dropwise. The reaction mixture was stirred at 70° C. overnight, cooled to room temperature and diluted with dichloromethane and a saturated NaHCO<sub>3</sub> solution. The white suspension was filtered through a pad of celite and washed with dichloromethane. The filtrate was extracted with dichloromethane twice. The combined organic layers were dried over anhydrous Na<sub>2</sub>SO<sub>4</sub>, filtered and evaporated under reduced pressure to afford expected nucleoside as an  $\alpha,\beta$  mixture. Crude material was used without further purification for the next step. MS (ESI)  $m/z=598.2$  (MH<sup>+</sup>).

2'-C-Cyano-2'-C-methyl- $\alpha,\beta$ -cytidine, hydrochloride form (A9)

[0414]



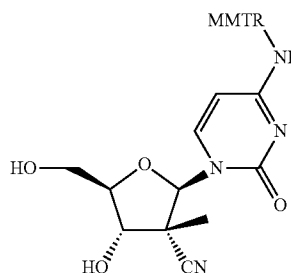
[0415] A suspension of A8 (11.8 mmol) in 7N methanolic ammonia (150 mL) was stirred at room temperature for 3 days

in a stainless steel pressure reactor. The mixture was evaporated to dryness, diluted with water and transferred into a separatory funnel. The aqueous layer was extracted with dichloromethane and water was removed under reduced pressure. Crude residue was diluted with ethanol (50 mL) and 10 mL of 1.25 N HCl in dioxan were added. Concentration of the reaction mixture under reduced pressure followed by 3 co-evaporations with absolute ethanol afforded a precipitate which was filtrated-off and washed with absolute ethanol to give pure expected compound as a white solid in 41% overall yield (2 steps) (57/43  $\alpha,\beta$  mixture).

[0416] <sup>1</sup>H NMR (DMSO, 400 MHz)  $\delta$  (ppm) 1.15 (s, 3H $\beta$ ), 1.51 (s, 3H $\alpha$ ), 3.45-3.95 (m, 3H $\alpha,\beta$ ), 4.00-4.10 (m, 1H $\alpha,\beta$ ), 4.98 (brs, 1H $\alpha$ ), 5.29 (brs, 1H $\beta$ ), 5.80 (d, J=7.40 Hz, 1H $\beta$ ), 5.89 (d, J=7.40 Hz, 1H $\alpha$ ), 5.95 (s, 1H $\alpha$ ), 6.22 (s, 1H $\beta$ ), 6.42 (brd, 1H $\alpha,\beta$ ), 7.53 (brs, 1H $\alpha,\beta$ ), 7.76 (d, J=7.40 Hz, 1H $\alpha$ ), 7.89 (brs, 1H $\alpha,\beta$ ), 7.96 (d, J=7.40 Hz, 1H $\beta$ ); MS (ESI)  $m/z=267$  (MH<sup>+</sup>).

[0417] Reference Compound A9b: The white solid A9 was triturated with a mixture of methanol/triethylamine/water; and filtered to afford an off-white solid A9a as  $\alpha$ -anomer, and a filtrate. The filtrate was concentrated under reduced pressure and purified by flash chromatography on silica gel [eluent: DCM/methanol:80/20, with 1% of Et<sub>3</sub>N] to afford the expected  $\beta$ -anomer reference compound A9b. Off-white solid, <sup>1</sup>H NMR (DMSO, 400 MHz)  $\delta$  (ppm) 1.13 (s, 3H), 3.60-3.65 (m, 1H), 3.77-3.90 (m, 3H), 5.26 (brt, 1H), 5.73 (d, J=7.42 Hz, 1H), 6.24 (s, 1H), 6.38 (brd, 1H), 7.29 (brd, 2H), 7.88 (d, J=7.42 Hz, 1H); MS (ESI)  $m/z=267$  (MH<sup>+</sup>).

Compound A10

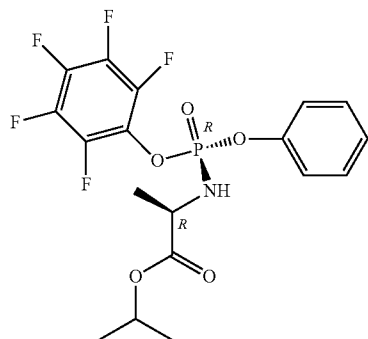


[0418] To a solution of compound A9 (2.31 mmol) in dry pyridine (16 mL) and DMF (was added dropwise TIPSCl<sub>2</sub> (2.54 mmol) under nitrogen atmosphere. The reaction was stirred for 5 hours at room temperature. Then, DMAP (2.31 mmol) and mMTrCl (2.77 mmol) were added at room temperature and the reaction mixture was stirred at 55° C. overnight. The reaction mixture was slowly added to a saturated solution of NaHCO<sub>3</sub>. The aqueous layer was extracted with DCM and the combined organic layers were dried over Na<sub>2</sub>SO<sub>4</sub>, filtered and concentrated under reduced pressure. The crude was diluted in MeOH (16 mL) and NH<sub>4</sub>F (11.55 mmol) was added. The reaction mixture was stirred at 60° C. during 1.5 hour and concentrated under reduced pressure. The residue was purified by flash chromatography on silica gel [eluent: DCM to DCM/MeOH 95/5] to afford a mixture of expected 13 nucleoside 10 (270 mg, beige foam, 22% overall yield) and a nucleoside A11 (416 mg).

[0419] Compound A10:  $\delta$  (ppm) 0.97 (s, 3H), 3.51-3.87 (m, 4H), 3.71 (s, 3H), 5.23 (brt, 1H), 6.06 (s, 1H), 6.26 (d, J=7.50 Hz, 1H), 6.35 (brd, J=4.50 Hz, 1H), 5.80 (d, J=7.40 Hz, 1H $\beta$ ), 6.80-7.40 (m, 14H), 7.80 (d, J=7.50 Hz, 1H), 8.51 (brs, 1H); MS (ESI)  $m/z=537.2$  (MH<sup>-</sup>).

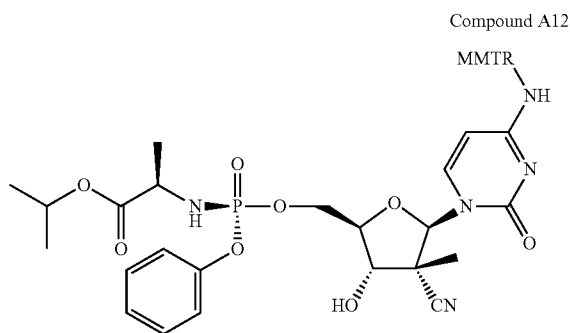
Isopropyl (2R)-2-[[[2,3,4,5,6-pentafluorophenoxy)-phenoxy-phosphoryl]amino]propanoate (A12.0)

[0420]



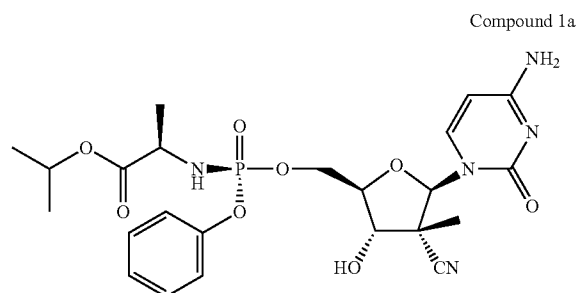
[0421] To a stirred solution of D-Alanine isopropyl ester hydrochloride (89.48 mmol) in anhydrous dichloromethane (1.05 mL/mmol) was added dropwise triethylamine (187.90 mmol) at  $-70^{\circ}\text{C}$ . over 15 minutes. To this mixture was added a solution of phenyl dichlorophosphate (89.48 mmol) in anhydrous dichloromethane (1.05 mL/mmol) over 1 hour. The reaction mixture was stirred at this temperature for additional 30 minutes and then allowed to warm to  $0^{\circ}\text{C}$ . over 2 hours and stirred for 1 hour. To this mixture was added a solution of 2,3,4,5,6-pentafluorophenol (89.37 mmol) and triethylamine (98.31 mmol) in dichloromethane (0.62 mL/mmol). The reaction mixture was left in freezer overnight. The salts were filtered-off and washed with dichloromethane. The filtrate was concentrated under reduced pressure and the residue was triturated with TBME. The heterogeneous mixture was filtered and the solid was rinsed with TBME. The filtrate was concentrated and the residue was triturated with a mixture of hexane/ethyl acetate 20%. The suspension was filtered and the solid was rinsed with a mixture of hexane/ethyl acetate 20% and dried to give the pure compound in 57% yield. The  $R_p$  stereochemistry was confirmed by crystal X-ray analysis.

[0422]  $^1\text{H}$  NMR (400 MHz,  $\text{DMSO-d}_6$ )  $\delta$  (ppm) 1.13-1.15 (m, 6H), 1.26 (d,  $J=7.16$  Hz, 3H), 3.85-3.95 (m, 1H), 4.89-4.90 (m, 1H), 6.84-6.90 (m, 1H), 7.20-7.25 (m, 3H), 7.38-7.42 (m, 2H);  $^{31}\text{P}$  NMR (162 MHz,  $\text{DMSO-d}_6$ )  $\delta$  (ppm) 0.33.



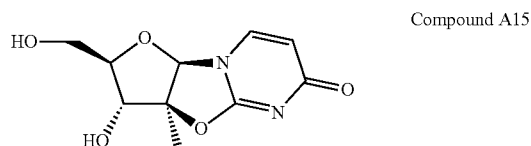
[0423] To a solution of compound A10 (0.39 mmol) in anhydrous THF (2 mL) under nitrogen at  $-5^{\circ}\text{C}$ . was added dropwise tert-butylmagnesium chloride (1.0M in THF) (0.82

mmol). The white suspension was stirred at this temperature for 15 minutes and then warmed to ambient temperature and stirred for an additional 20 minutes. The reaction mixture was cooled down to  $0^{\circ}\text{C}$ . and compound A12.0 (0.47 mmol) solubilized in THF (2 mL) was added dropwise. DMSO (0.4 mL) was added and the mixture was stirred at  $7^{\circ}\text{C}$ . overnight. The reaction mixture was diluted with dichloromethane and washed with  $\text{H}_2\text{O}$ . The organic phase was dried, filtered and concentrated under reduced pressure. The residue was purified by flash chromatography on silica gel [eluent: DCM/MeOH 0 to 4%] to give the expected compound in 68% yield. MS (ESI)  $m/z=806.2$  ( $\text{MH}^-$ ).



[0424] To a solution of compound A12 (0.27 mmol) in DCM (10 mL) was added dropwise TFA (2.67 mmol) under nitrogen. The reaction mixture was stirred at room temperature overnight. The reaction mixture was purified directly by flash chromatography on silica gel and by preparative HPLC to give the expected compound as a white powder.

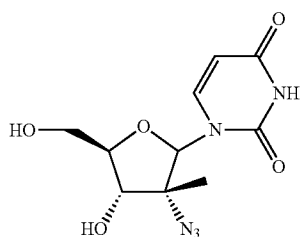
[0425]  $^1\text{H}$  NMR ( $\text{DMSO}$ , 400 MHz)  $\delta$  (ppm) 1.15 (d,  $J=3.06$  Hz, 3H), 1.17 (d,  $J=3.06$  Hz, 3H), 1.25 (brd, 6H), 3.65 (brd,  $J=13.0$  Hz, 1H), 3.77-3.91 (m, 2H), 4.00 (brd,  $J=7.22$  Hz, 1H), 4.70 (t,  $J=8.30$  Hz, 1H), 4.88 (heptuplet,  $J=6.30$  Hz, 1H), 5.28 (brs, 1H), 5.76 (d,  $J=7.52$  Hz, 1H), 6.28 (s, 1H), 6.34 (q,  $J=10.30$  Hz,  $J=10.36$  Hz), 7.17-7.27 (m, 3H), 7.31-7.42 (m, 4H), 7.83 (d,  $J=7.57$  Hz, 1H);  $^{31}\text{P}$  NMR ( $\text{DMSO}$ , 161.98 MHz):  $\delta$  (ppm) 3.48 (s, 1P); MS (ESI)  $m/z=536.2$  ( $\text{MH}^+$ ).



[0426] To a solution of diphenylcarbonate (20.0 mmol) in anhydrous DMF (25 mL) under nitrogen was added nucleoside A14 (20 mmol) at room temperature. The reaction mixture was stirred at  $80^{\circ}\text{C}$ . for 1 hour under nitrogen. Sodium hydrogen carbonate (1.6 mmol) was added and the mixture was stirred at  $150^{\circ}\text{C}$ . for 2 hours under nitrogen. The reaction mixture was allowed to cool to room temperature and to stand overnight. The mixture was concentrated under reduced pressure, suspended in ethanol and 1 mL of water, and the white solid was filtered off. The collected solid washed with ethanol 3 times, and dried under vacuo to afford A15 as a white solid in 85% yield.

[0427]  $^1\text{H}$  NMR ( $\text{DMSO-d}_6$ , 400 MHz)  $\delta$  (ppm) 1.51 (s, 3H), 3.33-3.38 (m, 2H), 3.92 (q,  $J=4.79$  Hz, 1H), 4.16 (d,

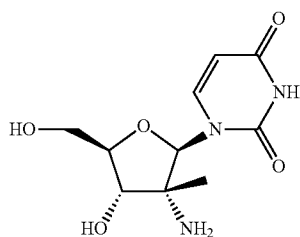
$J=4.46$  Hz, 1H), 4.95 (brs, 1H), 5.83-5.85 (m, 2H), 5.99 (brs, 1H), 7.79 (d,  $J=7.52$  Hz, 1H); MS (ESI)  $m/z=241$  ( $MH^+$ ).



Reference Compound 102

**[0428]** To a solution of lithium fluoride (30.07 mmol) in anhydrous DMF (10 mL) stirred at 120° C. under nitrogen was added azidotrimethylsilane (30.11 mmol) and N,N,N',N'-tetramethylethylenediamine (80.02 mmol). The reaction mixture was stirred at 120° C. under nitrogen for 30 minutes and A15 was added. The reaction mixture was stirred at 120° C. under nitrogen for 7 days. The mixture was filtered and washed with DMF. The filtrate was concentrated under reduced pressure and purified by flash chromatography [DCM/CH<sub>3</sub>OH: 0 to 15%], followed by RP18 chromatography [H<sub>2</sub>O/CH<sub>3</sub>CN+0.05% HCO<sub>2</sub>H: 0 to 20%] and by MS preparative HPLC to afford reference compound 102 as a white solid after freeze-drying in 3% yield with 90% purity.

**[0429]** <sup>1</sup>H NMR (DMSO-*d*<sub>6</sub>, 400 MHz)  $\delta$  (ppm) 1.25 (s, 3H), 3.59-3.65 (m, 1H), 3.78-3.83 (m, 2H), 3.97-4.01 (m, 1H), 5.30 (brs, 1H), 5.64 (d,  $J=8.08$  Hz, 1H), 5.67 (s, 1H), 6.07-6.10 (m, 1H), 8.03 (d,  $J=8.08$  Hz, 1H); 11.44 (s, 1H); MS (ESI)  $m/z=284$  ( $MH^+$ ).

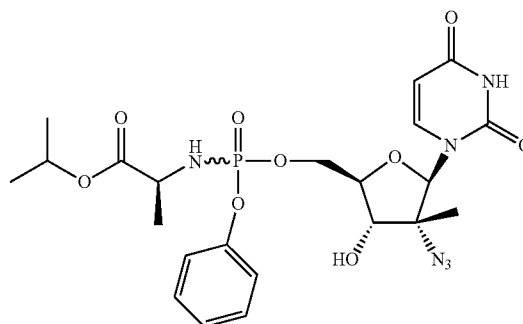


Reference Compound 103

**[0430]** To a solution of reference compound 102 (0.23 mmol) in anhydrous ethanol (2 mL) was added Palladium (10% on Carbon, 130 mg). The reaction mixture was purged 3 times vacuo/nitrogen, then 3 times vacuo/hydrogen and stirred under hydrogen atmosphere overnight at room temperature. The mixture was filtered through a pad of celite, and the filtrate was concentrated under reduced pressure. The crude compound was purified by C18 chromatography to afford the expected compound after freeze-drying as a white solid in quantitative yield.

**[0431]** <sup>1</sup>H NMR (DMSO-*d*<sub>6</sub>, 400 MHz)  $\delta$  (ppm) 0.91 (s, 3H), 3.57-3.62 (m, 1H), 3.66-3.70 (m, 1H), 3.76-3.81 (m, 2H), 5.17 (brs, 1H), 5.34 (brs, 1H), 5.58 (d,  $J=8.04$  Hz, 1H), 5.71 (s, 1H), 8.06 (d,  $J=8.04$  Hz, 1H); MS (ESI)  $m/z=258$  ( $MH^+$ ).

Reference Compound A18

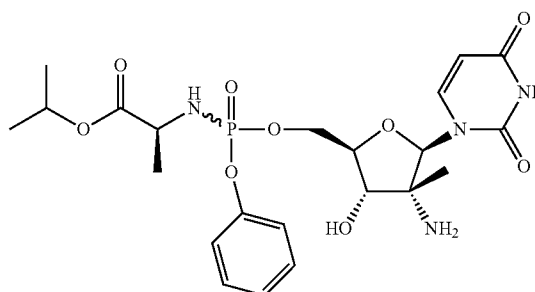


**[0432]** To a solution of (L)-alanine isopropyl ester, HCl salt (4.24 mmol) in anhydrous dichloromethane (5 mL) (3 times vacuo/nitrogen) under nitrogen was added dropwise at -50° C. phenyldichlorophosphate (4.24 mmol) followed by N-methylimidazole (10.60 mmol). The reaction mixture was stirred between -50° C. and -20° C. during 2 hours. The reaction was monitored by LC/MS (the sample was quenched by methanol or water) to check the complete formation of expected intermediate. To the previous reaction mixture was added a solution of reference compound 102 (1.06 mmol) in anhydrous dichloromethane (3 mL) at -50° C. under nitrogen. The reaction mixture was allowed to warm up slowly to room temperature overnight, and then diluted with dichloromethane and a solution of HCl (0.01M). The organic layer was extracted, dried, filtered and evaporated under reduced pressure. The crude residue was purified by flash chromatography on silica gel (eluent: dichloromethane/methanol 0 to 6%), followed by MS preparative HPLC to afford 2 separated diastereoisomers.

**[0433]** Reference Compound A18, Diastereoisomer 1: 8% yield; white solid; <sup>1</sup>H NMR (CD<sub>3</sub>CN, 400 MHz)  $\delta$  (ppm) 1.19 (d,  $J=6.20$  Hz, 3H), 1.20 (d,  $J=6.20$  Hz, 3H), 1.27-1.30 (m, 6H), 3.83-3.95 (m, 2H), 4.03-4.08 (m, 1H), 4.26-4.37 (m, 3H), 4.42-4.47 (m, 1H), 4.94 (heptuplet,  $J=6.22$  Hz, 1H), 5.58 (d,  $J=8.21$  Hz, 1H), 5.78 (s, 1H), 7.19-7.25 (m, 3H), 7.36-7.40 (m, 2H), 7.49 (d,  $J=8.23$  Hz, 1H), 9.12 (brs, 1H); <sup>31</sup>P NMR (CD<sub>3</sub>CN, 161.98 MHz)  $\delta$  (ppm) 3.36 (s, 1P); MS (ESI)  $m/z=553.2$  ( $MH^+$ ).

**[0434]** Reference Compound A18, Diastereoisomer 2: 4% yield; white solid; MS (ESI)  $m/z=553.2$  ( $MH^+$ ).

Reference Compound A19



[0435] General Method A.

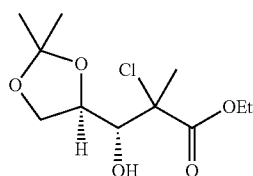
[0436] The following procedure was used to obtain reference compound A19, diastereoisomer 1 and reference compound A19, diastereoisomer 2.

[0437] To a solution of pure reference compound A18, diastereoisomer 1 (0.074 mmol) in anhydrous ethanol (4 mL) was added Palladium (10% on Carbon, 40 mg). The reaction mixture was purged 3 times vacuo/nitrogen, then 3 times vacuo/hydrogen and stirred under hydrogen atmosphere overnight at room temperature. The mixture was filtered through a pad of celite, and the filtrate was concentrated under reduced pressure. The crude compound was purified by C18 chromatography [eluent: 0.05M TEAB aqueous solution/CH<sub>3</sub>CN] followed by MS preparative HPLC to afford the expected reference compound A19, diastereoisomer 1 and the corresponding by-product A20a.

[0438] Reference Compound A19, Diastereoisomer 1: White solid; <sup>1</sup>H NMR (CD<sub>3</sub>CN, 400 MHz) δ (ppm) 0.99 (s, 3H), 1.19 (d, J=6.20 Hz, 3H), 1.20 (d, J=6.20 Hz, 3H), 1.29 (d, J=7.09 Hz, 3H), 3.64 (d, J=8.22 Hz, 1H), 3.83-3.93 (m, 1H), 4.0-4.04 (m, 1H), 4.24-4.33 (m, 2H), 4.40-4.45 (m, 1H), 4.94 (heptuplet, J=6.24 Hz, 1H), 5.55 (d, J=8.14 Hz, 1H), 5.78 (s, 1H), 7.18-7.23 (m, 3H), 7.35-7.39 (m, 2H), 7.57 (d, J=8.14 Hz, 1H); <sup>31</sup>P NMR (CD<sub>3</sub>CN, 161.98 MHz) δ (ppm) 3.20 (s, 1P); MS (ESI) m/z=527.2 (MH<sup>+</sup>).

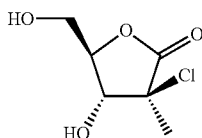
[0439] Reference Compound A19, diastereomer 2 was synthesized from reference compound A18, diastereomer 2 as described for reference compound A19, diastereomer 1.

[0440] Reference Compound A19, Diastereoisomer 2: White solid; <sup>1</sup>H NMR (CD<sub>3</sub>CN, 400 MHz) δ (ppm) 1.00 (s, 3H), 1.19 (d, J=6.16 Hz, 6H), 1.32 (d, J=7.02 Hz, 3H), 3.37 (d, J=8.01 Hz, 1H), 3.86-3.96 (m, 1H), 3.98-4.03 (m, 1H), 4.23-4.31 (m, 2H), 4.37-4.42 (m, 1H), 4.94 (heptuplet, J=6.21 Hz, 1H), 5.51 (d, J=8.10 Hz, 1H), 5.77 (s, 1H), 7.18-7.25 (m, 3H), 7.35-7.40 (m, 2H), 7.55 (d, J=8.12 Hz, 1H); <sup>31</sup>P NMR (CD<sub>3</sub>CN, 161.98 MHz) δ (ppm) 3.24 (s, 1P); MS (ESI) m/z=527.2 (MH<sup>+</sup>).



Compound A22

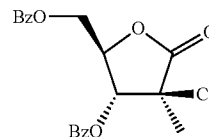
[0441] Compound 22 was synthesized from compounds A1 (1.0 mol) and A21: ethyl 2-chloropropionate (1.5 equiv.) as described for compound A2.



Compound A23

[0442] Compound A23 was synthesized from crude compound A22 as described for compounds A3 and A4.

[0443] The crude black oil, mixture of A23 and A24, was purified multiple times by flash chromatography [DCM/ethyl acetate: 20-70%] to afford pure expected compound A23 in 22% 2 steps yield.

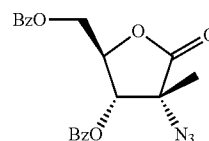


Compound A25

[0444] Compound A25 was synthesized from compound A23 as described for compound A5. (Triethylamine was added over 30 minutes using the dropping funnel. The reaction was stirred at ambient temperature for 3.5 hours).

[0445] The solid was recrystallized from 1.4 L of 1:1 toluene/trimethylpentane (100° C.), to give 67 g of product.

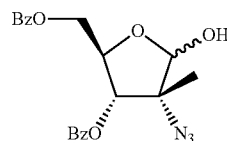
[0446] <sup>1</sup>H NMR (CDCl<sub>3</sub>, 400 MHz) δ (ppm) 1.89 (s, 3H), 4.70-4.90 (m, 3H), 5.84 (d, J=3.08 Hz, 1H), 7.40-8.07 (m, 10H).



Compound A26

[0447] To a solution of lithium fluoride (30.0 mmol) in anhydrous DMF (20 mL) stirred at 105° C. under nitrogen for 10 minutes was added azidotrimethylsilane (40.0 mmol). The reaction mixture was stirred at 105° C. under nitrogen for 30 minutes. The mixture was cooled to 50° C. and the lactone A25 (20.0 mmol) was added. The reaction mixture was stirred at 50° C. under nitrogen for 7 days. The mixture was poured into stirred water (200 mL), filtered off and washed twice with water. The collected solid was triturated with toluene and filtered (5 times). The filtrate was concentrated under reduced pressure and purified by flash chromatography on silica gel (eluent: toluene/ethyl acetate: 95/5) to afford the expected compound as a white solid in 85% yield.

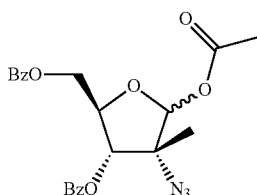
[0448] <sup>1</sup>H NMR (DMSO-d<sub>6</sub>, 400 MHz) δ (ppm) 1.71 (s, 3H), 4.62-4.72 (m, 2H), 5.01-5.06 (m, 1H), 5.73 (d, J=7.32 Hz, 1H), 7.45-7.49 (m, 2H), 7.54-7.58 (m, 2H), 7.62-7.66 (m, 1H), 7.69-7.73 (m, 1H), 7.92-7.95 (m, 2H), 8.02-8.04 (m, 2H); MS (ESI) m/z=396 (MH<sup>+</sup>).



Compound A27

[0449] To a solution of compound A26 (17.9 mmol) in anhydrous THF (150 mL) was added dropwise at -35° C. under nitrogen a 1.0M solution of Lithium tri-tert-butoxyaluminum hydride in THF (23 mmol). The reaction mixture was stirred at -35° C. for 1 hour. The mixture was quenched with

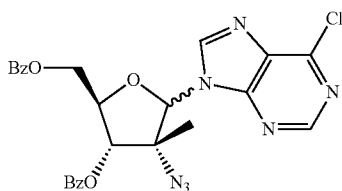
a saturated solution of Rochelle's salt (100 mL) at  $-35^{\circ}\text{C}$ . Ethyl acetate (150 mL) was added and the mixture was allowed to warm to room temperature. The slurry was filtered through a Celite pad. The layers were separated and the aqueous layer was extracted with ethyl acetate. The combined organic layers were dried, filtered and concentrated under reduced pressure to afford crude  $\alpha,\beta$  sugar mixture as a yellow gum in quantitative yield. MS (ESI)  $m/z=420$  ( $\text{MNa}^+$ ).



Compound A28

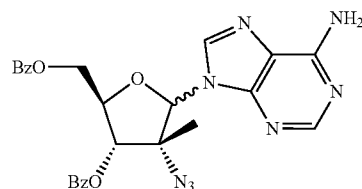
**[0450]** To a solution of A27 (17.9 mmol) in anhydrous THF (160 mL) was added at room temperature under nitrogen 4-dimethylaminopyridine (17.9 mmol) followed by acetic anhydride (179.0 mmol). The reaction mixture was stirred at room temperature for 19 hours. Water and ethyl acetate were added and the mixture was stirred vigorously for 10 minutes. The organic layer was extracted and concentrated under reduced pressure. The crude residue was purified by flash chromatography on silica gel (eluent: petroleum ether/ethyl acetate) to afford  $\alpha,\beta$  sugar mixture as a white solid in 78% yield.

**[0451]**  $^1\text{H}$  NMR ( $\text{DMSO}-d_6$ , 400 MHz)  $\delta$  (ppm) 1.52 (s, 3H), 1.91 (s, 3H), 4.37-4.43 (m, 1H), 4.56-4.64 (m, 2H), 5.69-5.71 (m, 1H), 5.86 (s, 1H), 7.47-7.51 (m, 2H), 7.55-7.59 (m, 2H), 7.63-7.67 (m, 1H), 7.69-7.74 (m, 1H), 7.95-7.98 (m, 2H), 8.03-8.05 (m, 2H); MS (ESI)  $m/z=462.2$  ( $\text{MNa}^+$ ).



Compound A29a

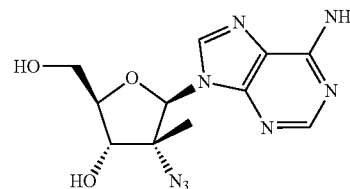
**[0452]** Compound A28 (0.44 mmol) and 6-chloro-9H-purine (0.88 mmol) were dried under vacuum at  $45^{\circ}\text{C}$ . for 2 hours. After purged with vacuum/nitrogen refill, anhydrous toluene (12.5 mL/mmol) was added, followed by  $\text{N},\text{O}$ -bis(trimethylsilyl)acetamide (1.32 mmol). The reaction mixture was stirred at  $115^{\circ}\text{C}$ . for 1 hour under nitrogen. The mixture was cooled to  $0^{\circ}\text{C}$ . and trimethylsilyl trifluoromethanesulfonate (1.10 mmol) was added. The reaction mixture was stirred at  $115^{\circ}\text{C}$ . overnight. The mixture was cooled to room temperature and concentrated under reduced pressure. The crude was purified by flash chromatography on silica gel (eluent:  $\text{DCM}/\text{CH}_3\text{OH}$ ) followed by semi-preparative HPLC to afford mixture of anomers as a yellowish solid in 31% yield; MS (ESI)  $m/z=534.2$  ( $\text{MH}^+$ ).



Compound A29b

**[0453]** Compound A29b was synthesized from compounds A28 (5.70 mmol) and 6-amino-9H-purine (11.4 mmol) as described for compound A29a but with 6.0 equiv. of BSA.

**[0454]** Purification by flash chromatography on silica gel (eluent:  $\text{DCM}/\text{CH}_3\text{CN}$ ) afforded mixture of anomers as a yellow foam in 21% yield; MS (ESI)  $m/z=515.2$  ( $\text{MH}^+$ ).



Reference Compound 101

**[0455]** First procedure: To a solution of A29a (0.14 mmol) in acetonitrile (2 mL) was added 7N methanolic ammonia (2.5 mL) in a sealed vial. The reaction mixture was stirred at  $90^{\circ}\text{C}$ . overnight. The mixture was concentrated under reduced pressure. The crude was purified by SCX-2 cartridge to afford mixture of anomers. This mixture was purified by preparative HPLC to afford freeze-dried separated anomer. ( $\beta$ -anomer: 51% yield).

**[0456]** Second procedure: To a solution of A29b (1.19 mmol) in acetonitrile (12 mL) was added 7N methanolic ammonia (15 mL) in a sealed vial. The reaction mixture was stirred at  $90^{\circ}\text{C}$ . for 3 hours. The mixture was concentrated under reduced pressure. The crude was purified by flash chromatography on silica gel (eluent:  $\text{DCM}/\text{EtOH}$ ) to afford mixture of anomers. This mixture was purified by preparative HPLC to afford freeze-dried separated anomer. ( $\beta$ -anomer: 19% yield).

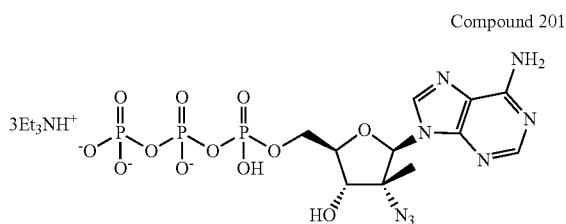
**[0457]**  $\beta$ -anomer: White solid;  $^1\text{H}$  NMR ( $\text{MeOD}$ , 400 MHz)  $\delta$  (ppm) 1.13 (s, 3H), 3.87 (dd,  $J=12.46$  Hz and 2.49 Hz, 1H), 4.02-4.10 (m, 2H), 4.51 (d,  $J=8.95$  Hz, 1H), 6.00 (s, 1H), 8.21 (s, 1H), 8.62 (s, 1H); MS (ESI)  $m/z=307$  ( $\text{MH}^+$ ).

**[0458]** General Method B.

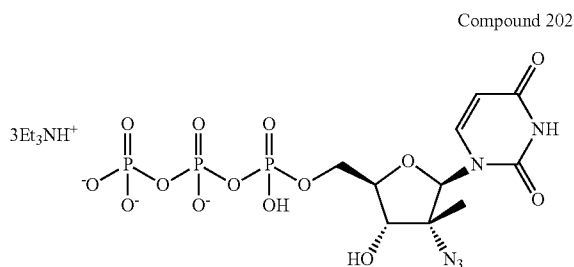
**[0459]** The following procedure was used to obtain compounds 201 to 208.

**[0460]** The appropriate nucleoside (100 mg) was dried in a flask under vacuum overnight. Trimethylphosphate (1.9 ml) and Proton Sponge (100 mg) were added to the flask and the reaction mixture was stirred under nitrogen cooled by an ice/water bath. Distilled phosphorus oxychloride (45  $\mu\text{l}$ ) was added and the reaction mixture was stirred during 4 hours with cooling. Tributylamine (0.32 ml) and tributylamine pyrophosphate (4.0 ml of a 0.5 M solution in DMF) were added and the reaction was allowed to stir for an additional 45 min with cooling. The reaction was quenched with triethylammonium bicarbonate (0.5 M, 20 ml) and the solvents were concentrated under reduced pressure. The crude was dis-

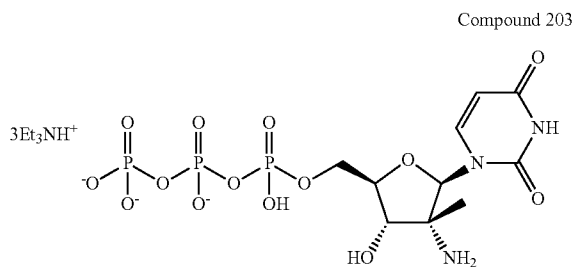
solved in 10 ml of water and purified using a Sephadex DEAE A-25 column with a linear gradient of 0-1 M NaCl buffered with 20 mM Tris-HCl (pH 7.0) (triphosphates eluted at ~0.4 M NaCl) and desalted on a C18 column to afford the expected compound. For compounds 206 and 207, the compounds are eluted on Dowex sodium exchange resin to afford the expected compounds as Na<sup>+</sup> salts.



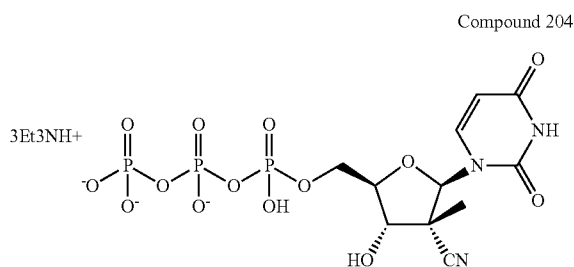
[0461] Colorless solid; MS (ESI)  $m/z=545$  ( $MH^-$ ).



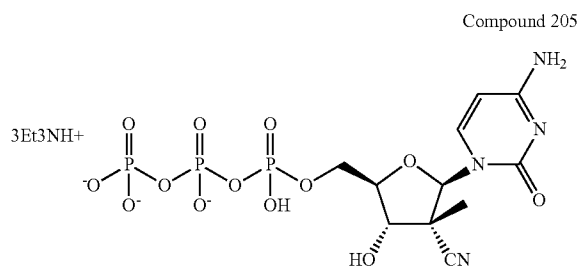
[0462] White powder; MS (ESI)  $m/z=522$  ( $MH^-$ ).



[0463] White powder; MS (ESI)  $m/z=496$  ( $MH^-$ ).

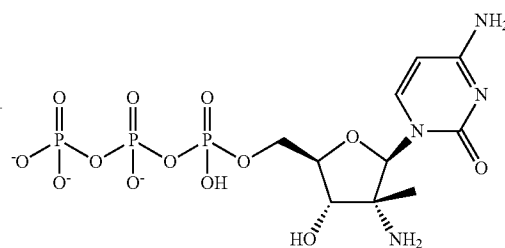


[0464] White solid; MS (ESI)  $m/z=506$  ( $MH^-$ ).

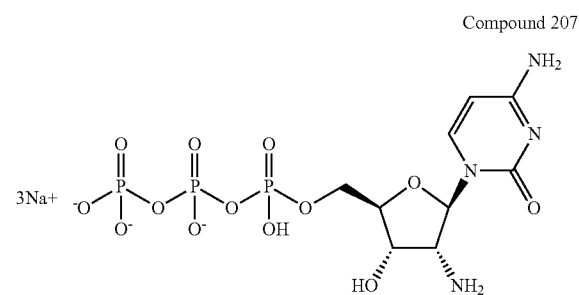


[0465] Colorless solid; MS (ESI)  $m/z=505$  ( $MH^-$ ).

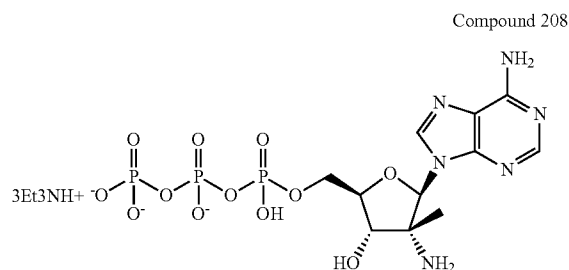
Compound 206:



[0466] White powder; MS (ESI)  $m/z=495$  ( $MH^-$ ).

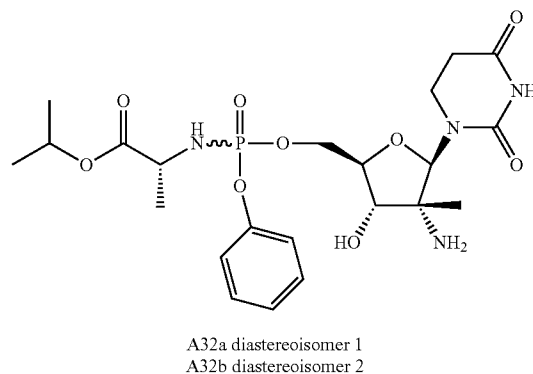
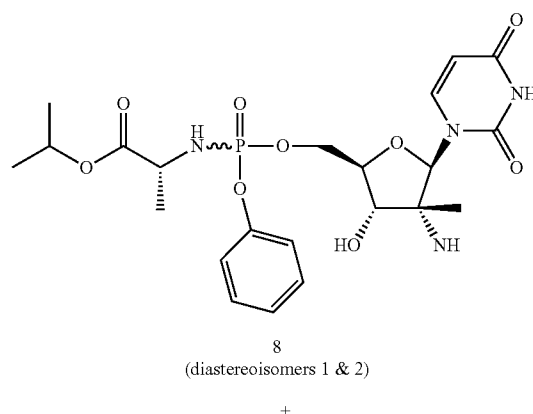
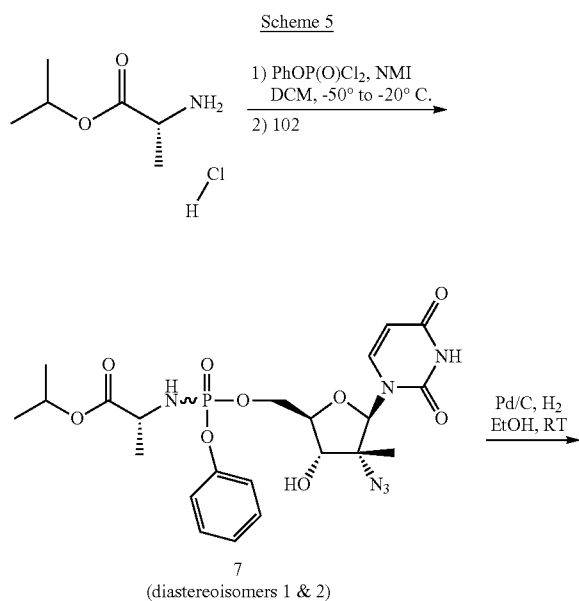


[0467] White solid; MS (ESI)  $m/z=481$  ( $MH^-$ ).

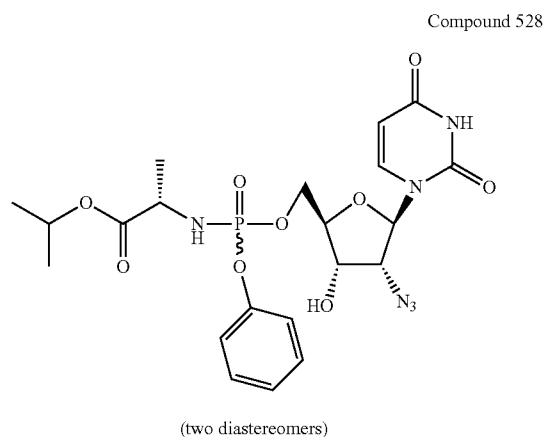


[0468] Colorless solid; MS (ESI)  $m/z=519$  ( $MH^-$ ).





[0469] Compounds 7, 8, A32a and A32b can be synthesized as described above for compounds A18, A19, A20a and A20b by using (D)-alanine isopropyl ester, HCl salt in place of (L)-alanine isopropyl ester, HCl salt.

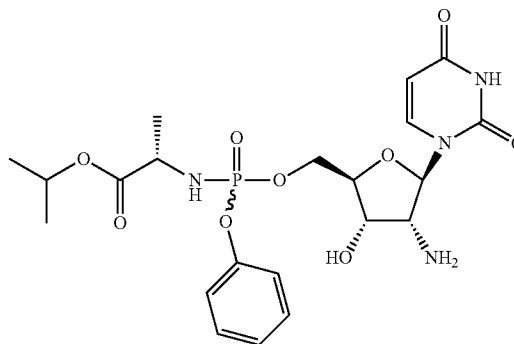


[0470] Compound 528, diastereomers 1 and 2, were synthesized from 2'-azido-2'-deoxy-uridine and (L)-alanine isopropyl ester, HCl salt with triethylamine, according to Scheme 2. The mixture of diastereoisomers was separated by MS-preparative HPLC.

[0471] Compound 528, Diastereoisomer 1; White solid;  $^1\text{H}$  NMR (DMSO- $d_6$ , 400 MHz)  $\delta$  (ppm) 11.45 (brs, 1H), 7.58 (d,  $J=8.11$  Hz, 1H), 7.38-7.34 (m, 2H), 7.19-7.15 (m, 3H), 6.14 (d,  $J=5.26$  Hz, 1H), 6.06 (dd,  $J=12.57$  Hz, 9.94 Hz, 1H), 5.86 (d,  $J=5.70$  Hz, 1H), 5.61 (d,  $J=8.11$  Hz, 1H), 4.85 (heptuplet,  $J=6.29$  Hz, 1H), 4.31-4.23 (m, 2H), 4.20-4.15 (m, 1H), 4.08-4.06 (m, 1H), 3.99 (t,  $J=5.56$  Hz, 1H), 3.82-3.72 (m, 1H), 1.20 (d,  $J=7.12$  Hz, 3H), 1.15 (d,  $J=6.24$  Hz, 3H), 1.14 (d,  $J=6.24$  Hz, 3H);  $^{31}\text{P}$  NMR (DMSO- $d_6$ , 161.98 MHz)  $\delta$  (ppm) 3.92 (s, 1P); MS (ESI)  $m/z=539.2$  ( $\text{MH}^+$ ).

[0472] Compound 528, Diastereoisomer 2; White solid;  $^1\text{H}$  NMR (DMSO- $d_6$ , 400 MHz)  $\delta$  (ppm) 11.44 (brs, 1H), 7.55 (d,  $J=8.09$  Hz, 1H), 7.39-7.35 (m, 2H), 7.22-7.16 (m, 3H), 6.11 (d,  $J=5.07$  Hz, 1H), 6.05 (dd,  $J=12.80$  Hz, 10.03 Hz, 1H), 5.84 (d,  $J=5.68$  Hz, 1H), 5.55 (d,  $J=8.09$  Hz, 1H), 4.85 (heptuplet,  $J=6.28$  Hz, 1H), 4.32-4.28 (m, 1H), 4.24-4.19 (m, 1H), 4.15-4.10 (m, 1H), 4.06-4.02 (m, 2H), 3.86-3.75 (m, 1H), 1.22 (d,  $J=7.13$  Hz, 3H), 1.15 (d,  $J=6.16$  Hz, 6H);  $^{31}\text{P}$  NMR (DMSO- $d_6$ , 161.98 MHz)  $\delta$  (ppm) 3.85 (s, 1P); MS (ESI)  $m/z=539.2$  ( $\text{MH}^+$ ).

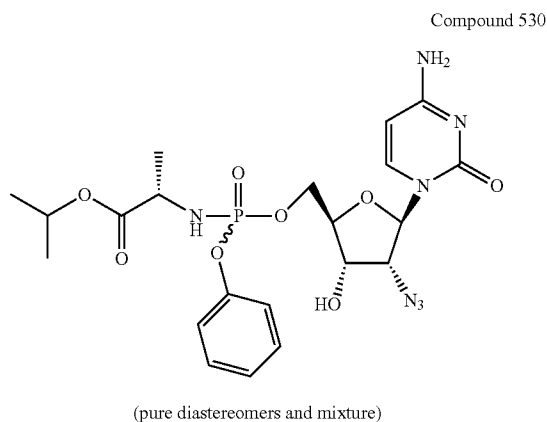
Compound 526 (two diastereomers):



[0473] Compound 526, diastereomers 1 and 2, was synthesized from pure diastereoisomer of compound 528 (diastereomers 1 or 2) according to Scheme 2.

**[0474]** Compound 526, Diastereoisomer 1; White solid;  $^1\text{H}$  NMR (DMSO- $d_6$ , 400 MHz)  $\delta$  (ppm) 11.32 (brs, 1H), 7.55 (d,  $J=8.12$  Hz, 1H), 7.38-7.34 (m, 2H), 7.19-7.15 (m, 3H), 6.04 (dd,  $J=12.65$  Hz, 9.97 Hz, 1H), 5.64 (d,  $J=8.13$  Hz, 1H), 5.59 (d,  $J=8.12$  Hz, 1H), 5.54-5.53 (m, 1H), 4.85 (heptuplet,  $J=6.28$  Hz, 1H), 4.16-4.13 (m, 2H), 4.03 (brs, 1H), 3.89 (brs, 1H), 3.81-3.70 (m, 1H), 3.17-3.14 (m, 1H), 1.20 (d,  $J=7.21$  Hz, 3H), 1.15 (d,  $J=6.20$  Hz, 3H), 1.14 (d,  $J=6.20$  Hz, 3H);  $^{31}\text{P}$  NMR (DMSO- $d_6$ , 161.98 MHz)  $\delta$  (ppm) 3.85 (s, 1P).

**[0475]** Compound 526, Diastereoisomer 2; White solid;  $^1\text{H}$  NMR (DMSO- $d_6$ , 400 MHz)  $\delta$  (ppm) 11.33 (brs, 1H), 7.54 (d,  $J=8.08$  Hz, 1H), 7.39-7.35 (m, 2H), 7.22-7.16 (m, 3H), 6.03 (dd,  $J=12.87$  Hz, 10.10 Hz, 1H), 5.64 (d,  $J=8.08$  Hz, 1H), 5.51 (d,  $J=8.08$  Hz, 1H), 4.86 (heptuplet,  $J=6.31$  Hz, 1H), 4.16-4.05 (m, 2H), 4.00-3.99 (m, 1H), 3.90 (dd,  $J=5.41$  Hz, 1.91 Hz, 1H), 3.84-3.74 (m, 1H), 1.22 (d,  $J=7.04$  Hz, 3H), 1.155 (d,  $J=6.25$  Hz, 3H), 1.15 (d,  $J=6.25$  Hz, 3H);  $^{31}\text{P}$  NMR (DMSO- $d_6$ , 161.98 MHz)  $\delta$  (ppm) 3.82 (s, 1P).

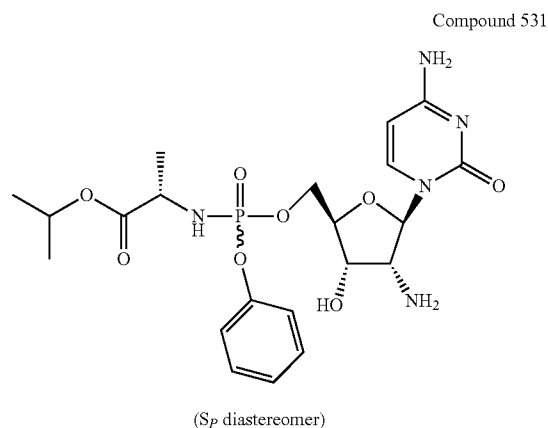


**[0476]** Compound 530, mixture of diastereomers, was synthesized from 2'-azido-2'-deoxy-(dimethoxytrityl)-cytidine and (L)-alanine isopropyl ester, HCl salt, according to Scheme 2.

**[0477]** Compound 530, Mixture of diastereoisomers; White solid;  $^1\text{H}$  NMR (DMSO- $d_6$ , 400 MHz)  $\delta$  (ppm) 7.65-7.51 (m, 2H), 7.41-7.34 (m, 3H), 7.22-7.15 (m, 3H), 6.10-6.04 (m, 2H), 5.90 (t,  $J=4.60$  Hz, 1H), 5.76 (d,  $J=7.48$  Hz, 0.5H), 5.72 (d,  $J=7.48$  Hz, 0.5H), 4.85 (heptuplet,  $J=6.26$  Hz, 1H), 4.29-4.10 (m, 3H), 4.08-4.02 (m, 1H), 3.93-3.87 (m, 1H), 3.83-3.73 (m, 1H), 1.22-1.19 (m, 3H), 1.16-1.14 (m, 6H);  $^{31}\text{P}$  NMR (DMSO- $d_6$ , 161.98 MHz)  $\delta$  (ppm) 3.93 (s, 0.5P), 3.87 (s, 0.5P); MS (ESI)  $m/z=538.2$  ( $\text{MH}^+$ ).

**[0478]** Compound 530, pure Sp diastereomer, was synthesized from 2'-azido-2'-deoxy-(dimethoxytrityl)-cytidine and isopropyl (2S)-2-[(2,3,4,5,6-pentafluorophenoxy)-phenoxy-phosphoryl]amino]propanoate, according to Scheme 1.

**[0479]** Compound 530, pure Sp diastereomer; White solid;  $^1\text{H}$  NMR (DMSO- $d_6$ , 400 MHz)  $\delta$  (ppm) 8.37 (brs, 1H), 7.98 (brs, 1H), 7.70 (d,  $J=7.70$  Hz, 1H), 7.39-7.35 (m, 2H), 7.22-7.16 (m, 3H), 6.12-6.06 (m, 2H), 5.85-5.82 (m, 2H), 4.85 (heptuplet,  $J=6.22$  Hz, 1H), 4.28-4.23 (m, 2H), 4.17-4.12 (m, 1H), 4.06-4.01 (m, 2H), 3.85-3.75 (m, 1H), 1.21 (d,  $J=7.12$  Hz, 3H), 1.14 (d,  $J=6.24$  Hz, 6H);  $^{31}\text{P}$  NMR (DMSO- $d_6$ , 161.98 MHz)  $\delta$  (ppm) 3.92 (s, 1P); MS (ESI)  $m/z=538.2$  ( $\text{MH}^+$ ).



**[0480]** Compound 531, pure Sp diastereomer, was synthesized from compound 530, pure Sp diastereomer, according to Scheme 2.

**[0481]** Compound 531, Pure diastereoisomer Sp; White solid;  $^1\text{H}$  NMR (DMSO- $d_6$ , 400 MHz)  $\delta$  (ppm) 7.50 (d,  $J=7.39$  Hz, 1H), 7.38-7.35 (m, 2H), 7.23-7.16 (m, 5H), 6.05 (dd,  $J=12.84$  Hz, 6.11 Hz, 1H), 5.79 (d,  $J=7.13$  Hz, 1H), 5.71-5.68 (m, 1H), 5.67 (d,  $J=7.45$  Hz, 1H), 4.85 (heptuplet,  $J=6.27$  Hz, 1H), 4.19-4.14 (m, 1H), 4.10-3.98 (m, 3H), 3.84-3.73 (m, 1H), 1.21 (d,  $J=7.11$  Hz, 3H), 1.15 (d,  $J=6.23$  Hz, 6H);  $^{31}\text{P}$  NMR (DMSO- $d_6$ , 161.98 MHz)  $\delta$  (ppm) 3.82 (s, 1P); MS (ESI)  $m/z=512.2$  ( $\text{MH}^+$ ).

## Example 2

### HCV Polymerase Enzyme Assay

**[0482]** Test compounds in the form of nucleoside triphosphates were examined for inhibitory activity against purified HCV polymerase in a standard assay. Bacterial expression constructs encoding the approximately 65 kDa HCV genotype 1b NS5B protein were used to generate recombinant HCV polymerases (with a deletion of the 21 carboxy terminal amino acids). Both the wild-type genotype 1b protein and protein containing the S282T mutation were expressed and purified for use in the enzymatic activity assay.

**[0483]** The enzymatic activity assay measured the inhibitory effect of increasing concentrations of test compound on the incorporation of  $\alpha$ - $^{33}\text{P}$ -labeled nucleotide into trichloroacetic acid-precipitable material. Recombinant polymerase and synthetic RNA template were combined in reaction buffer containing ribonucleoside triphosphates,  $\alpha$ - $^{33}\text{P}$ -labeled nucleotide and eight concentrations of test compound in three-fold dilutions. Reactions were incubated for two hours at 30° C.

**[0484]** Reactions were terminated by the addition of ice-cold trichloroacetic acid and sodium pyrophosphate to promote precipitation of newly-synthesized ribonucleic acid. Precipitable material from the reactions was collected by filtration onto 96-well filter plates, washed extensively with water, and quantified by liquid scintillation.

**[0485]** The inhibitory activity of test compounds was determined by fitting results to dose-response curves using XLfit software.

**[0486]** Results are provided in Table 1.

TABLE 1

HCV Polymerase Enzyme Activity		
Compound	Wild-Type IC <sub>50</sub> (μM)	S282T IC <sub>50</sub> (μM)
Compound 201	+++	+
Compound 202	+++	+
Compound 203	++	+
Compound 204	++++	++
Compound 205	+++	
Compound 206	++	
Compound 207	+++	
Compound 208	++	+

IC<sub>50</sub> is provided as follows: ++++ ≤ 250 nM, 250 nM < +++ ≤ 1 μM, 1 μM < ++ ≤ 10 μM, and 10 μM < +.

## Example 3

## HCV Replicon Assay

**[0487]** Huh-7-derived cell line (Zluc) that harbors an HCV genotype 1b replicon and a luciferase reporter gene was grown in Dulbecco's Modified Eagle Medium (DMEM) supplemented with 10% fetal bovine serum, 2 mM GlutaMAX, 1% MEM nonessential amino acids, 100 IU/mL penicillin, 100 μg/mL streptomycin, and 0.5 mg/mL Geneticin® (G418). For dose response testing the cells were seeded in 96-well plates at 7.5×10<sup>3</sup> cells per well in a volume of 50 μL, and incubated at 37° C./5% CO<sub>2</sub>. Drug solutions were made up freshly in Huh-7 media as 2× stocks. Ten additional 5-fold dilutions were prepared from these stocks in DMEM without G418. At least three hours after Zluc cells were seeded, drug treatment was initiated by adding 50 μL of drug dilutions to the plates in duplicate. Final concentrations of drug ranged from 100 μM to 0.0000512 μM. Cells were then incubated at 37° C./5% CO<sub>2</sub>. Alternatively, compounds were tested at two concentrations (1 μM and 10 μM). In all cases, Huh-7 (which do not harbors the HCV replicon) served as negative control. After 72 hours of incubation, the inhibition of HCV replication was measured by quantification of photons emitted after mono-oxygenation of 5'-fluoroluciferin to oxyfluoroluciferin by firefly luciferase. For this, media was removed from the plates via gentle tapping. Fifty microliters of ONE-glo luciferase assay reagent was added to each well. The plates were shaken gently for 3 min at room temperature and luminescence was measured on a Victor<sup>3</sup> V 1420 multi-label counter (Perkin Elmer) with a 1 second read time using a 700 nm cut-off filter. The EC<sub>50</sub> values were calculated from dose response curves from the resulting best-fit equations determined by Microsoft Excel and XLfit 4.1 software. When screening at two fixed concentrations, the results were expressed as % inhibition at 1 μM and 10 μM.

**[0488]** For cytotoxicity evaluation, Zluc cells were treated with compound as described herein, and cell viability was monitored using the CellTiter-Blue Cell Viability Assay (Promega) by adding 20 μL of the assay solution to each well. The plates were then incubated at 37° C./5% CO<sub>2</sub> for at least 3 hours. Fluorescence was detected in plates using excitation and emission wavelengths of 560 and 590 nm, respectively, in a Victor<sup>3</sup> V 1420 multilabel counter (Perkin Elmer) and CC<sub>50</sub> values were determined using Microsoft Excel and XLfit 4.1 software.

**[0489]** Compounds presented in Table 2 below were assayed according to the replicon assay described herein.

TABLE 2

HCV Replicon Activity					
Compound	HCV Replicon		Compound	HCV Replicon	
	EC <sub>50</sub>	CC <sub>50</sub>		EC <sub>50</sub>	CC <sub>50</sub>
Reference			Reference		
Reference	+	+	Reference Compound 103	+	+
Compound 102			Reference Compound 101		
Reference	+	+	Reference Compound 101		
Compound A18 Diastereomer 1			Reference Compound A19 Diastereomer 2	++	+
Reference	+	+	Reference Compound A19 Diastereomer 2		
Compound A19 Diastereomer 1			Compound 1a	+	+
Reference	++	+	Compound A9b		
Compound A9b			Compound 528 Diastereomer 1	+	+
Compound 528 Diastereomer 1	+	+	Compound 528 Diastereomer 2	+	+
Compound 530 Diastereomer 1	+	+	Compound 530 Diastereomer Mix	+	+
Compound 531 Diastereomer 1	+	+			
Compound 526 Diastereomer 1	+	+	Compound 526 Diastereomer 2	+	+

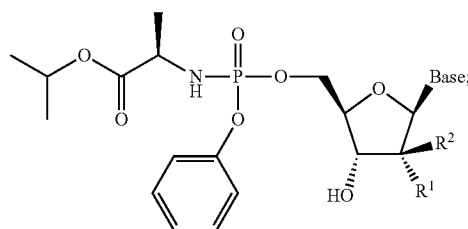
EC<sub>50</sub> is provided as follows: ++++ ≤ 250 nM < +++ ≤ 1 μM < ++ ≤ 10 μM ≤ +

CC<sub>50</sub> is provided as follows: ++ ≤ 50 μM < +

**[0490]** All publications, patents, and patent applications cited in this specification are herein incorporated by reference as if each individual publication, patent, or patent application were specifically and individually indicated to be incorporated by reference. While the claimed subject matter has been described in terms of various embodiments, the skilled artisan will appreciate that various modifications, substitutions, omissions, and changes may be made without departing from the spirit thereof. Accordingly, it is intended that the scope of the claimed subject matter is limited solely by the scope of the following claims, including equivalents thereof.

## 1. A compound according to Formula I:

Formula I



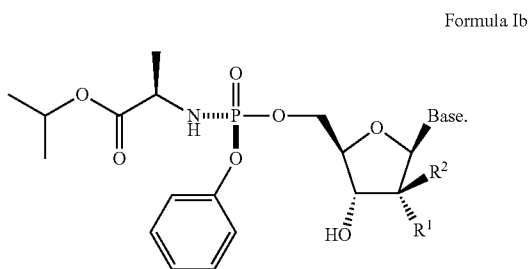
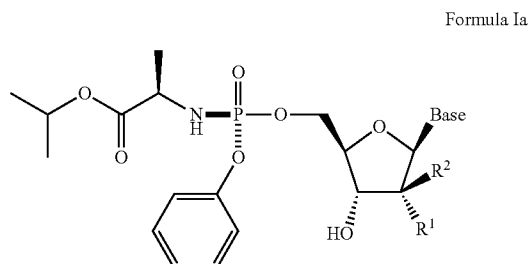
or a pharmaceutically acceptable salt, solvate, stereoisomeric form, tautomeric form, or polymorphic form thereof, wherein:

Base is a nucleobase;

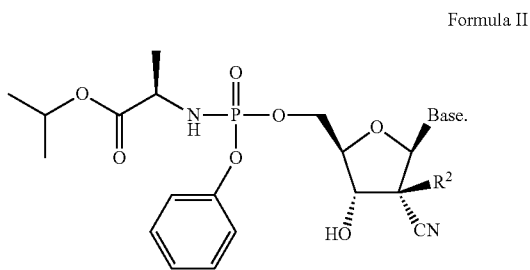
R<sup>1</sup> is cyano, azido or amino; and

R<sup>2</sup> is hydrogen, halo, C<sub>1</sub>-C<sub>6</sub> alkyl, C<sub>1</sub>-C<sub>6</sub> haloalkyl, C<sub>1</sub>-C<sub>6</sub> hydroxyalkyl, C<sub>2</sub>-C<sub>6</sub> alkenyl, C<sub>2</sub>-C<sub>6</sub> alkynyl or C<sub>3</sub>-C<sub>7</sub> cycloalkyl.

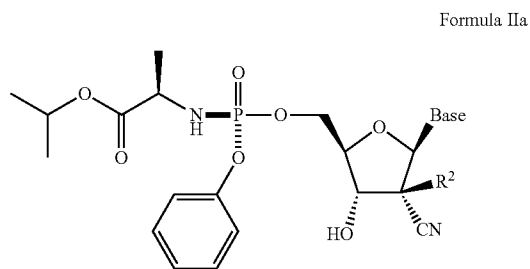
2. The compound of claim 1 according to Formula Ia or Ib:



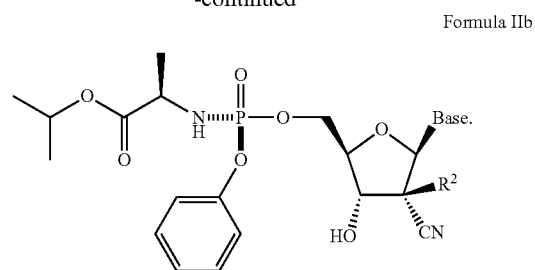
3. The compound of claim 1 according to Formula II:



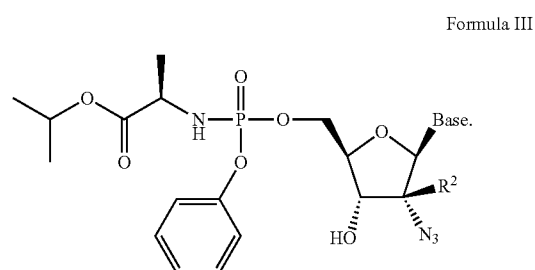
4. The compound of claim 3 according to Formula IIa or IIb:



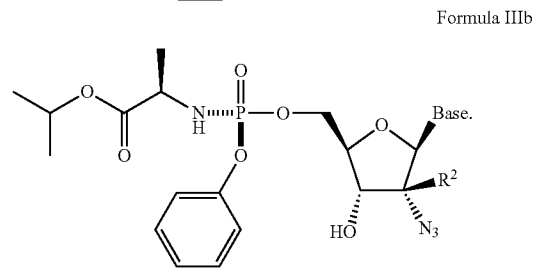
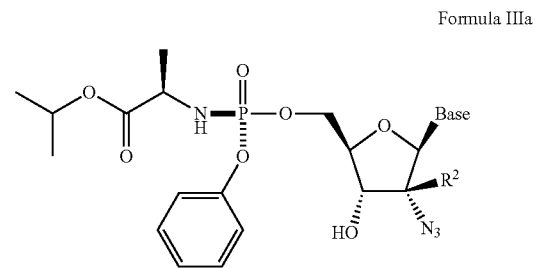
-continued



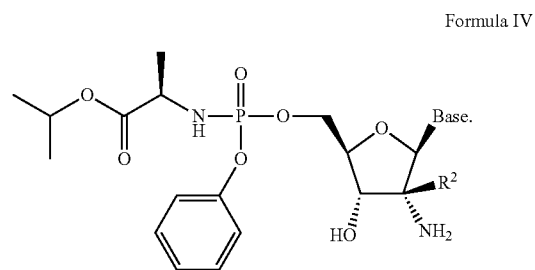
5. The compound of claim 1 according to Formula III:



6. The compound of claim 5 according to Formula IIIa or IIIb:

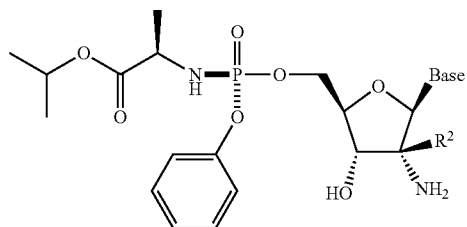


7. The compound of claim 1 according to Formula IV:

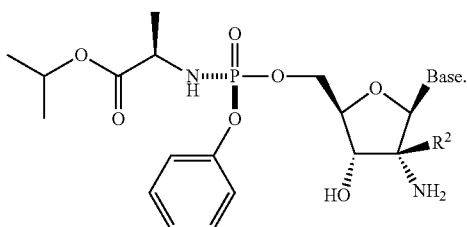


8. The compound of claim 3 according to Formula IVa or IVb:

Formula IVa

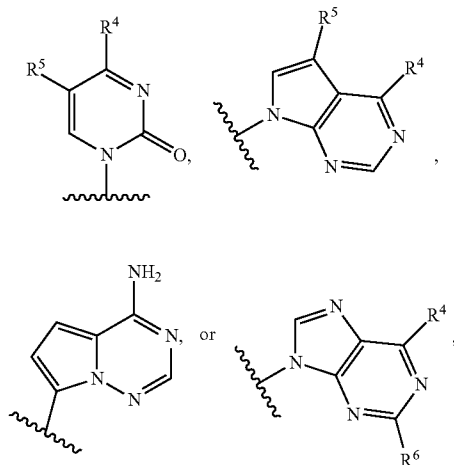


Formula IVb



9. The compound of claim 1, wherein:

Base is



or a tautomer thereof;

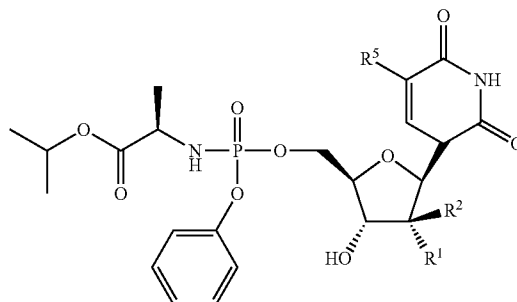
R<sup>4</sup> is hydrogen, hydroxyl, hydroxylamine, alkylamino, halogen, sulfanyl, amino or alkoxy;

R<sup>5</sup> is hydrogen, halogen or methyl; and

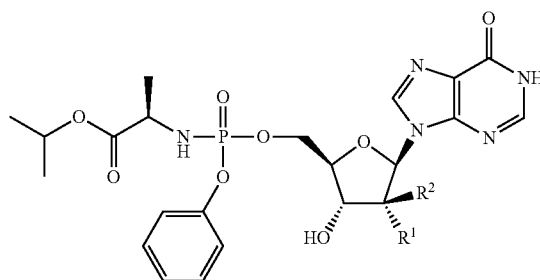
R<sup>6</sup> is hydrogen, amino, or halo.

10. The compound of claim 9 according to any of Formulas (V)-(XVI):

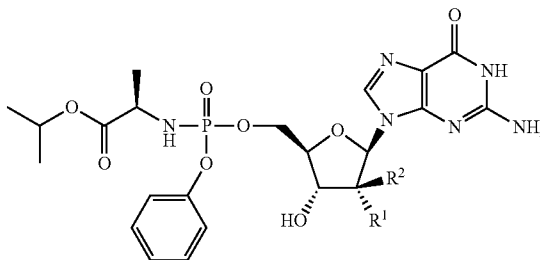
(V)



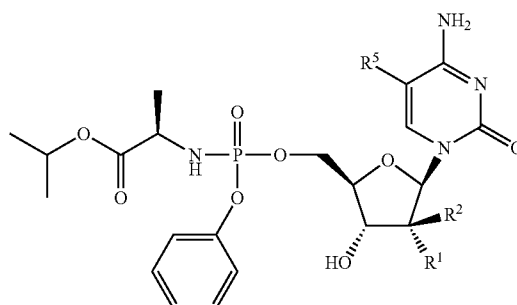
(VI)



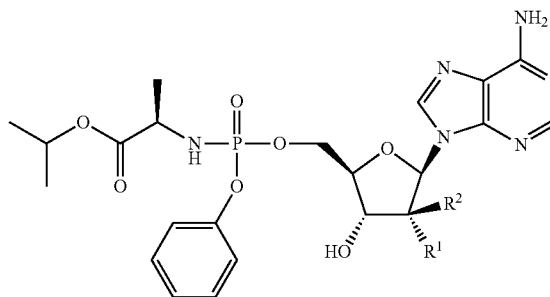
(VII)



(VIII)

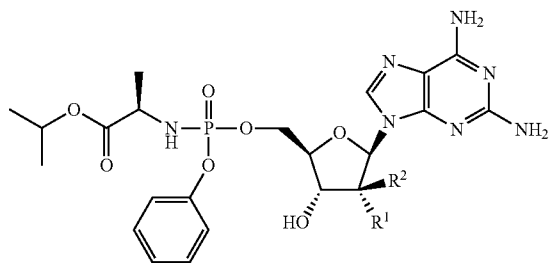


(IX)

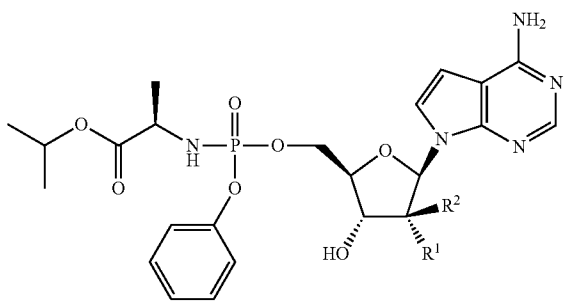


-continued

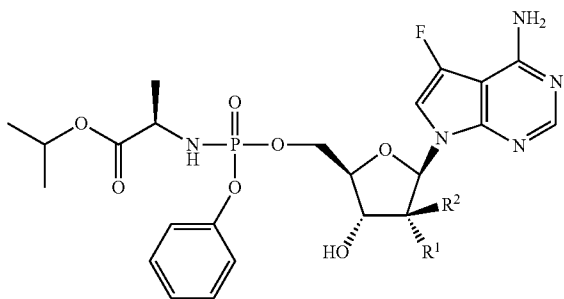
(X)



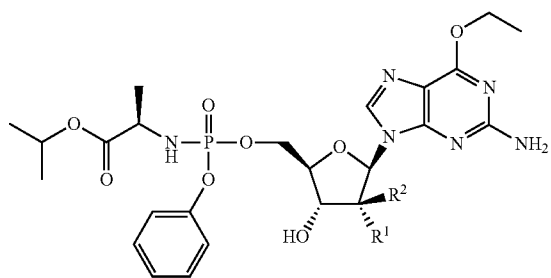
(XI)



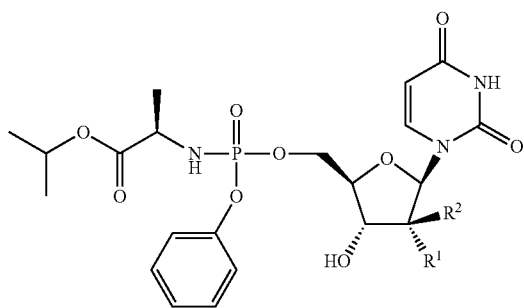
(XII)



(XIII)

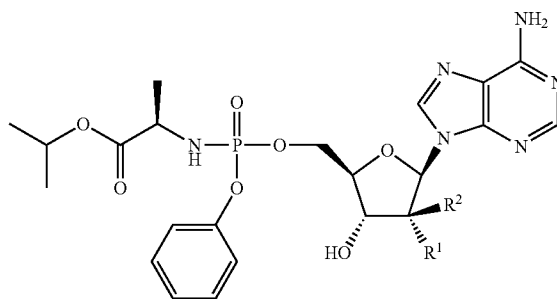


(XIV)

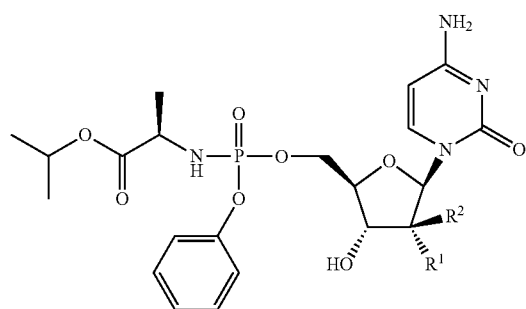


-continued

(XV)



(XVI)

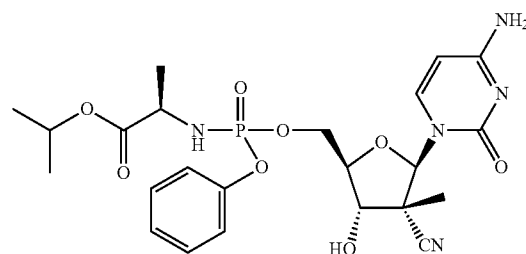


11. (canceled)

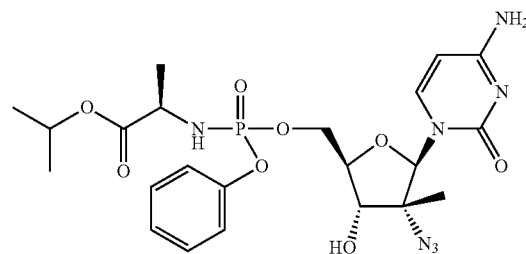
12. The compound of claim 1, wherein R<sup>2</sup> is hydrogen, methyl, or halo.

13. The compound of claim 1 according to any of Formulas 1-3:

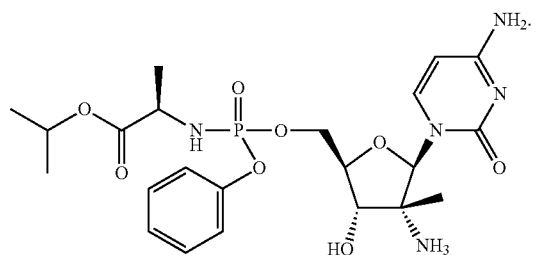
(1)



(2)



-continued



**14.** A pharmaceutical composition comprising the compound of claim 1 and a pharmaceutically acceptable excipient, carrier or diluent.

**15.** The pharmaceutical composition of claim 14, wherein the composition is an oral formulation.

**16.** A method for the treatment of a host infected with a hepatitis C virus, comprising the administration of an effective treatment amount of a compound of claim 1.

**17.** The method of claim 16, wherein the host is a human.

**18.** The method of claim 16, wherein the administration directs a substantial amount of the compound, or pharmaceutically acceptable salt or stereoisomer thereof, to a liver of the host.

**19.** The method of claim 16, wherein the compound or composition is administered in combination or alternation with a second anti-viral agent, wherein the second anti-viral agent is an interferon, a nucleotide analogue, a polymerase inhibitor, an NS3 protease inhibitor, an NS5A inhibitor, an entry inhibitor, a non-nucleoside polymerase inhibitor, a cyclosporine immune inhibitor, an NS4A antagonist, an NS4B-RNA binding inhibitor, a locked nucleic acid mRNA inhibitor, a cyclophilin inhibitor, or a combination thereof.

**20.** The method of claim 19, wherein the second anti-viral agent is telaprevir, boceprevir, samatasvir, simeprevir, sofosbuvir, interferon alfacon-1, interferon alfa-2b, pegylated interferon alpha 2a, pegylated interferon alpha 2b, ribavirin, or a combination thereof.

**21.** The method of claim 19, wherein the second anti-viral agent is telaprevir, boceprevir, samatasvir, simeprevir, sofosbuvir, interferon alfacon-1, interferon alfa-2b, pegylated interferon alpha 2a, pegylated interferon alpha 2b, ribavirin, or a combination thereof, and further wherein the administration is not in combination or alternation with ribavirin.

\* \* \* \* \*