

[54] **HAND HELD ELECTRIC MIXER**

[75] Inventor: **Jose Z. Zimnowicz**, Barcelona, Spain

[73] Assignee: **Braun Espanola, S.A.**, Spain

[\*\*] Term: **14 Years**

[21] Appl. No.: **199,621**

[22] Filed: **Oct. 22, 1980**

[30] **Foreign Application Priority Data**

Apr. 23, 1980 [ES] Spain ..... 96876

[51] Int. Cl. .... **D7-04**

[52] U.S. Cl. .... **D7/379**

[58] Field of Search ..... **D7/41, 157, 158, 159, D7/139, 160, 379, 380, 376, 377, 412, 415; 366/129**

[56] **References Cited**

**U.S. PATENT DOCUMENTS**

D. 121,299	7/1940	Krebs	.....	D7/158
D. 206,388	12/1966	Clemente	.....	D7/158
1,766,171	6/1930	Hetherington	.....	D7/157 X
2,804,290	8/1957	Kaufman	.....	D7/158 X
2,805,050	9/1957	Choppinet	.....	366/129 X

3,117,769	1/1964	Spingler	.....	366/129
3,333,830	8/1967	Spingler et al.	.....	366/129

**FOREIGN PATENT DOCUMENTS**

241728	8/1965	Austria	.....	366/129
633260	12/1949	United Kingdom	.....	366/129

**OTHER PUBLICATIONS**

*Design 128*, Aug. 1959, p. 54, top left Panel—Hand Mixer for Nova, Belgium, 1959 Signe d'or.

*Primary Examiner*—Winifred E. Herrmann

*Attorney, Agent, or Firm*—Scully, Scott, Murphy & Presser

[57] **CLAIM**

The ornamental design for a hand held electric mixer, as shown and described.

**DESCRIPTION**

FIG. 1 is a rear elevational view of a hand held electric mixer showing my new design;  
 FIG. 2 is a side elevational view thereof from the left of FIG. 1, the side opposite being a mirror image thereof;  
 FIG. 3 is a front elevational view thereof;  
 FIG. 4 is a top plan view thereof; and  
 FIG. 5 is a bottom plan view thereof.

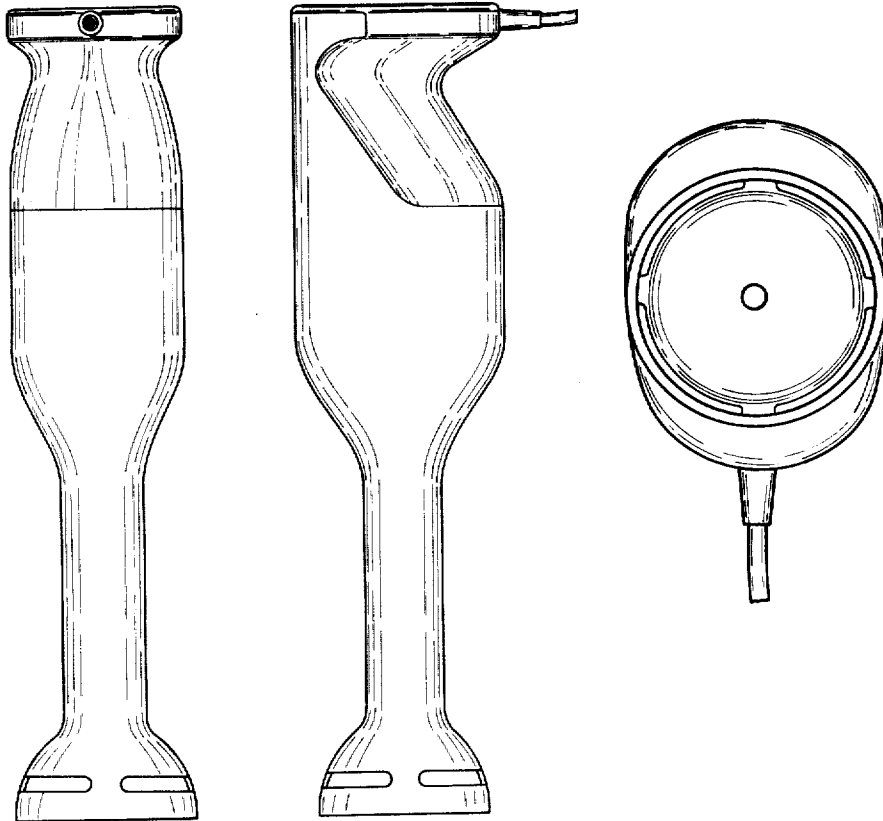


FIG. 1

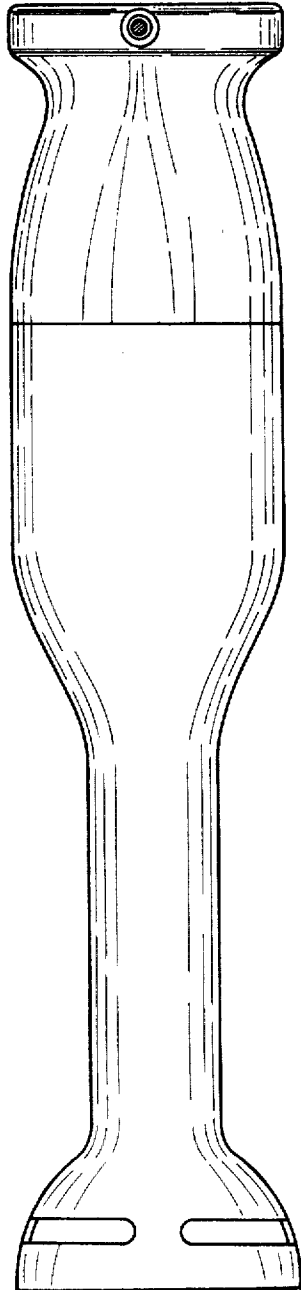


FIG. 2

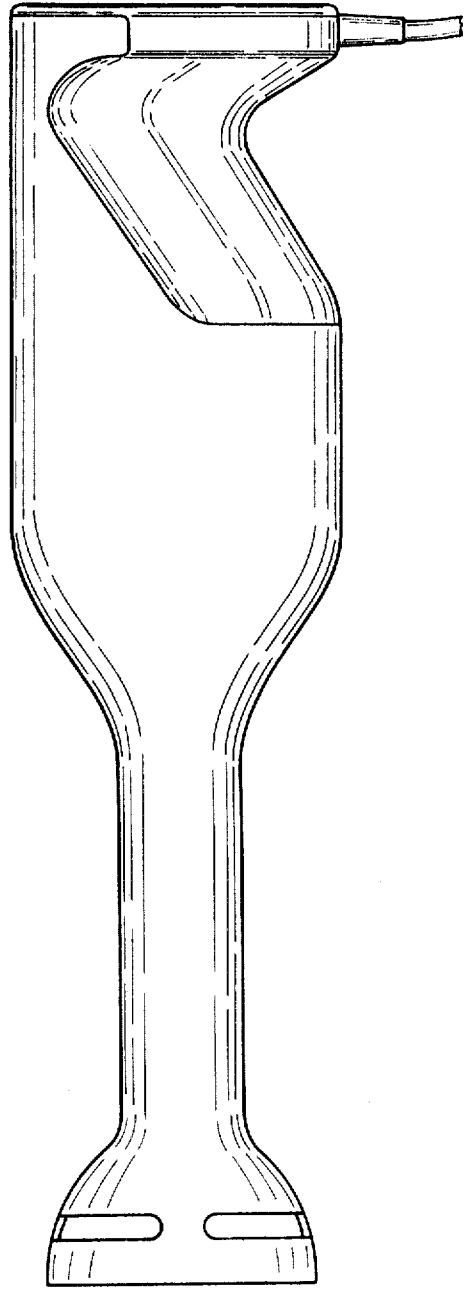


FIG. 3

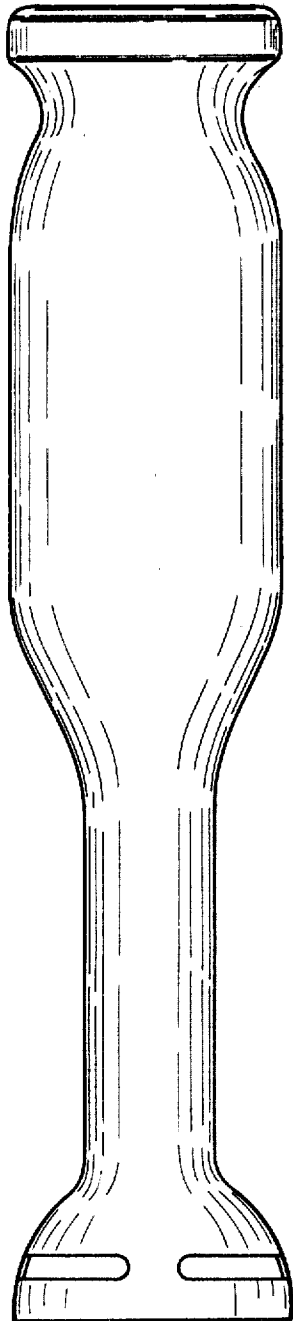


FIG. 4

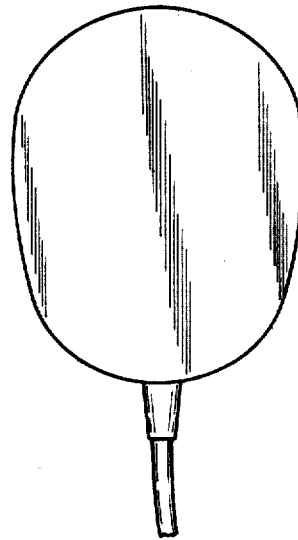


FIG. 5

