



US00D736353S

(12) **United States Design Patent**
Lucas

(10) **Patent No.:** **US D736,353 S**

(45) **Date of Patent:** **** Aug. 11, 2015**

- (54) **GRATE**
- (71) Applicant: **Tim Lucas**, West End (AU)
- (72) Inventor: **Tim Lucas**, West End (AU)
- (**) Term: **14 Years**
- (21) Appl. No.: **29/493,546**
- (22) Filed: **Jun. 11, 2014**

- (51) **LOC (10) Cl.** **23-01**
- (52) **U.S. Cl.**
USPC **D23/261**
- (58) **Field of Classification Search**
USPC D23/259-265; D25/149-159;
210/162-166; 404/2, 3, 4; 4/651;
405/118, 119

See application file for complete search history.

(56) **References Cited**

U.S. PATENT DOCUMENTS

D207,992	S	*	6/1967	Bogan, Jr.	D25/156
D367,972	S	*	3/1996	Valls et al.	D6/468
D422,061	S	*	3/2000	Lee	D23/261
D486,251	S	*	2/2004	Jaeger	D25/152
D492,425	S	*	6/2004	Johnson	D25/155
D556,347	S	*	11/2007	Jaeger	D25/150
D575,881	S	*	8/2008	Diamond	D25/156
D632,518	S	*	2/2011	Schmidt et al.	D6/561
8,043,497	B2	*	10/2011	Silverstein et al.	210/164
D672,439	S	*	12/2012	Heiser et al.	D23/261
D685,925	S	*	7/2013	Kim	D25/155
D685,926	S	*	7/2013	Kim	D25/155
D685,927	S	*	7/2013	Kim	D25/155

8,490,361	B2	*	7/2013	Curry et al.	52/592.4
D687,524	S	*	8/2013	Heiser	D23/261
D687,525	S	*	8/2013	Heiser	D23/261
D687,526	S	*	8/2013	Heiser	D23/261
D687,527	S	*	8/2013	Heiser et al.	D23/261
D687,575	S	*	8/2013	Kim	D25/155
D689,989	S	*	9/2013	Vessels et al.	D23/261
D693,493	S	*	11/2013	Kim	D25/155
D693,946	S	*	11/2013	Kim	D25/157
D694,863	S	*	12/2013	Brodey et al.	D23/261
2008/0271232	A1	*	11/2008	Self	4/292

OTHER PUBLICATIONS

Jonite 12" x 12" Decorative Catch Basin Grate, Products, drainagekits.com, Searched Dec. 4, 2014, <http://drainagekits.com/product/jonite-12-x-12-decorative-catch-basin-grate/#!prettyPhoto>.*

* cited by examiner

Primary Examiner — John Windmuller

Assistant Examiner — Steven Czyz

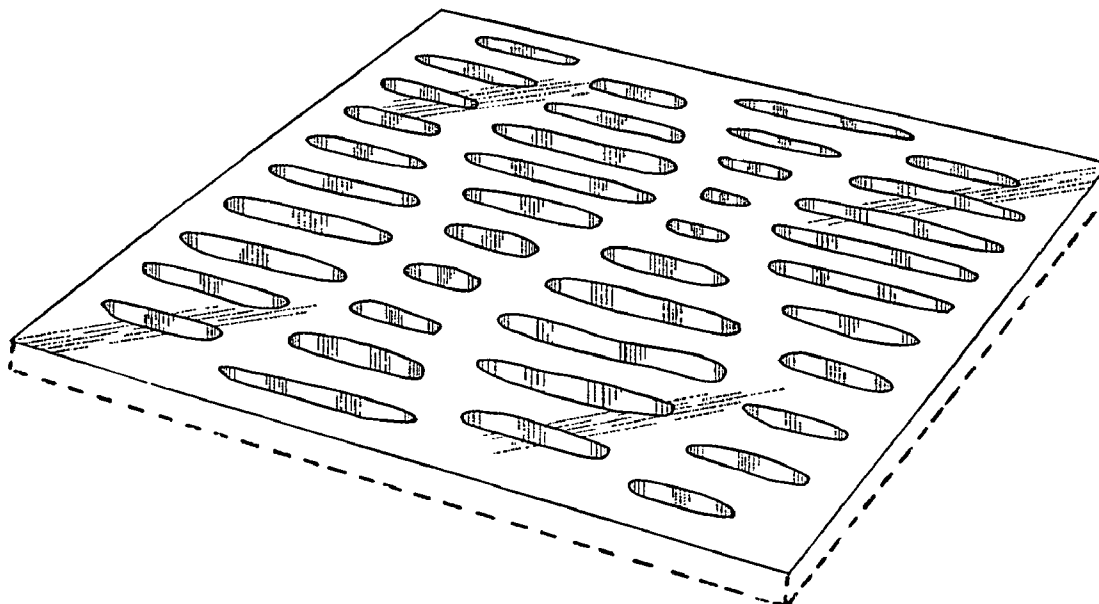
(57) **CLAIM**

The ornamental design for a grate, as shown and described.

DESCRIPTION

FIG. 1 is an isometric view of a grate, the perspective view partially from the front side of the grate, partially from a first side of the grate, and partially from a second side of the grate. The broken lines are for illustrating parts of the grate and form no part of the claimed design; and, FIG. 2 is a front view of the grate. The bottom and the sides of the grate form no part of the claimed design.

1 Claim, 2 Drawing Sheets



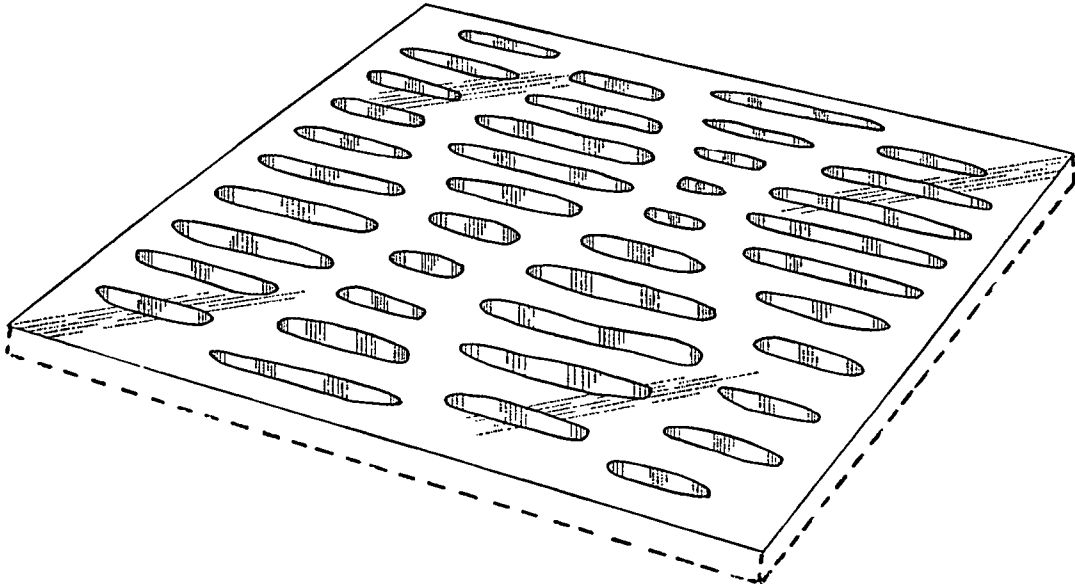


FIG. 1




FIG. 2