

(12) **United States Design Patent**
Lien

(10) **Patent No.:** **US D983,901 S**
(45) **Date of Patent:** **** *Apr. 18, 2023**

(54) **DUMBBELL PLATE**

(71) Applicant: **USA Sports, Inc.**, Houston, TX (US)

(72) Inventor: **Louis Lien**, Bellaire, TX (US)

(73) Assignee: **USA SPORTS, INC.**, Houston, TX (US)

(*) Notice: This patent is subject to a terminal disclaimer.

(**) Term: **15 Years**

(21) Appl. No.: **29/671,184**

(22) Filed: **Nov. 24, 2018**

(51) **LOC (14) Cl.** **21-02**

(52) **U.S. Cl.**

USPC **D21/681**; D21/680

(58) **Field of Classification Search**

USPC D12/175, 202, 204, 207, 604; D21/662,
D21/680–682, 684; D25/113–118, 138,
D25/151; D11/11, 90

(Continued)

(56) **References Cited**

U.S. PATENT DOCUMENTS

D270,341 S * 8/1983 Sun D11/123
D275,269 S * 8/1984 Sun D11/121

(Continued)

OTHER PUBLICATIONS

“Home Gym Workout 3 by PJ Stahl” Nov. 6, 2017, Youtube, site visited Apr. 10, 2020: <https://youtu.be/3XRzAKNsrlk> (Year: 2017).*

(Continued)

Primary Examiner — Michael C Stout

Assistant Examiner — Melvin L Davis

(74) *Attorney, Agent, or Firm* — Joseph M. Jong

(57) **CLAIM**

The ornamental design for a dumbbell plate, as shown and described.

DESCRIPTION

FIG. 1 is a front side view of a first embodiment of a dumbbell plate; the rear side view being identical.

FIG. 2 is a top side view of the first embodiment of the dumbbell plate; the bottom side view being identical.

FIG. 3 is a left side view of the first embodiment of the dumbbell plate.

FIG. 4 is a right side view of the first embodiment of the dumbbell plate.

FIG. 5 is a perspective view of the first embodiment of the dumbbell plate.

FIG. 6 is a perspective view of a first dumbbell plate according to the first embodiment of the dumbbell plate shown in conjunction with a second dumbbell plate according to the first embodiment of the dumbbell plate.

FIG. 7 is a front side view of a second embodiment of the dumbbell plate; the top, bottom and rear side views being identical.

FIG. 8 is a left side view of the second embodiment of the dumbbell plate.

FIG. 9 is a right side view of the second embodiment of the dumbbell plate.

FIG. 10 is a perspective view of the second embodiment of the dumbbell plate.

FIG. 11 is a perspective view of a first dumbbell plate according to the second embodiment of the dumbbell plate shown in conjunction with a second dumbbell plate according to the second embodiment of the dumbbell plate.

FIG. 12 is a front side view of a third embodiment of the dumbbell plate; the top, bottom and rear side views being identical.

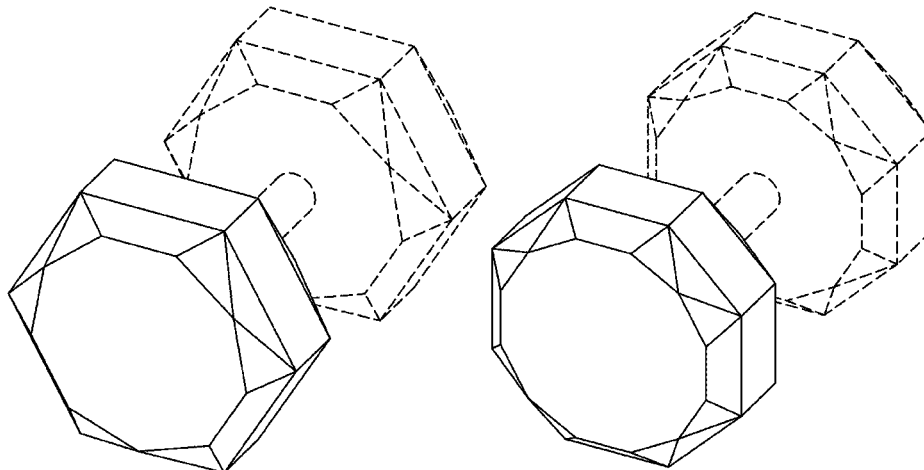
FIG. 13 is a left side view of the third embodiment of the dumbbell plate.

FIG. 14 is a right side view of the third embodiment of the dumbbell plate.

FIG. 15 is a perspective view of the third embodiment of the dumbbell plate; and,

FIG. 16 is a perspective view of a first dumbbell plate according to the third embodiment of the dumbbell plate

(Continued)



shown in conjunction with a second dumbbell plate according to the third embodiment of the dumbbell plate. The broken line showing of the dumbbell plate is included for the purpose of illustrating environmental structure that form no part of the claimed design.

1 Claim, 10 Drawing Sheets

(58) **Field of Classification Search**

CPC A63B 21/0608; A63B 21/0728; A63B 21/075; A63B 21/06

See application file for complete search history.

(56) **References Cited**

U.S. PATENT DOCUMENTS

D295,370 S * 4/1988 Carlo D8/397
 6,099,443 A * 8/2000 Landfair A63B 21/072
 482/107
 6,132,344 A * 10/2000 Vanderbleek A63B 21/072
 482/108

D441,684 S * 5/2001 Kavalek D11/90
 D493,382 S * 7/2004 Sanghvi D11/90
 6,939,276 B2 * 9/2005 Gates A63B 21/0606
 482/106
 7,001,310 B1 * 2/2006 Brice A63B 21/075
 482/106
 D520,621 S * 5/2006 Moser, III D23/365
 D528,458 S * 9/2006 Voorn D11/90
 D597,612 S * 8/2009 Lien D21/681
 D650,289 S * 12/2011 Bosiljevac D21/681
 D708,480 S * 7/2014 Kramer D7/510
 D710,241 S * 8/2014 Vaughan D11/81
 D727,784 S * 4/2015 Siman-tov D11/90
 D731,009 S * 6/2015 Preston D21/681
 D845,121 S * 4/2019 Webb D9/414

OTHER PUBLICATIONS

“First Place Rubber Encased Hex Dumbbell” Nov. 18, 2018, Perform Better, site visited Apr. 10, 2020: <https://www.performbetter.com/First-Place-Rubber-Encased-Hex-Dumbbells> (Year: 2018).*

* cited by examiner

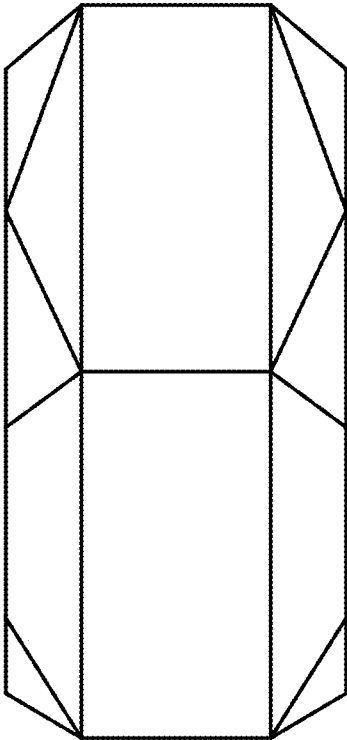


FIG. 1

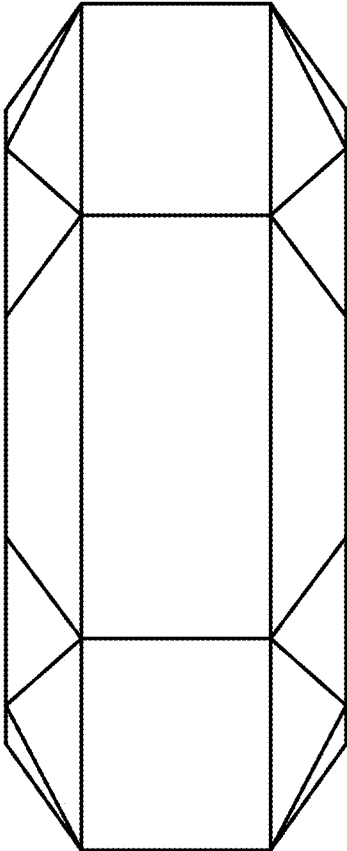


FIG. 2

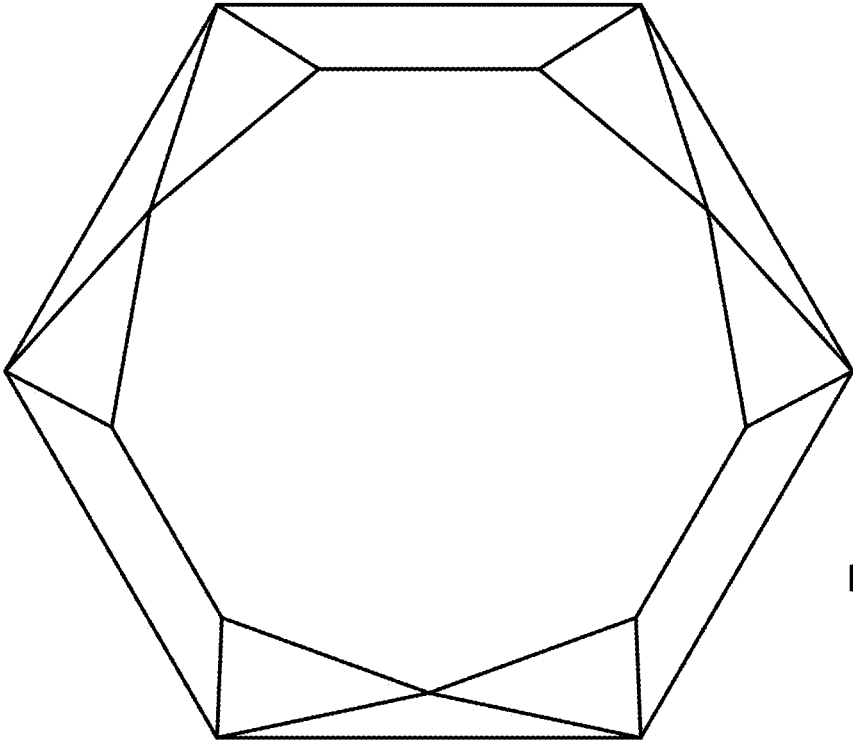


FIG. 3

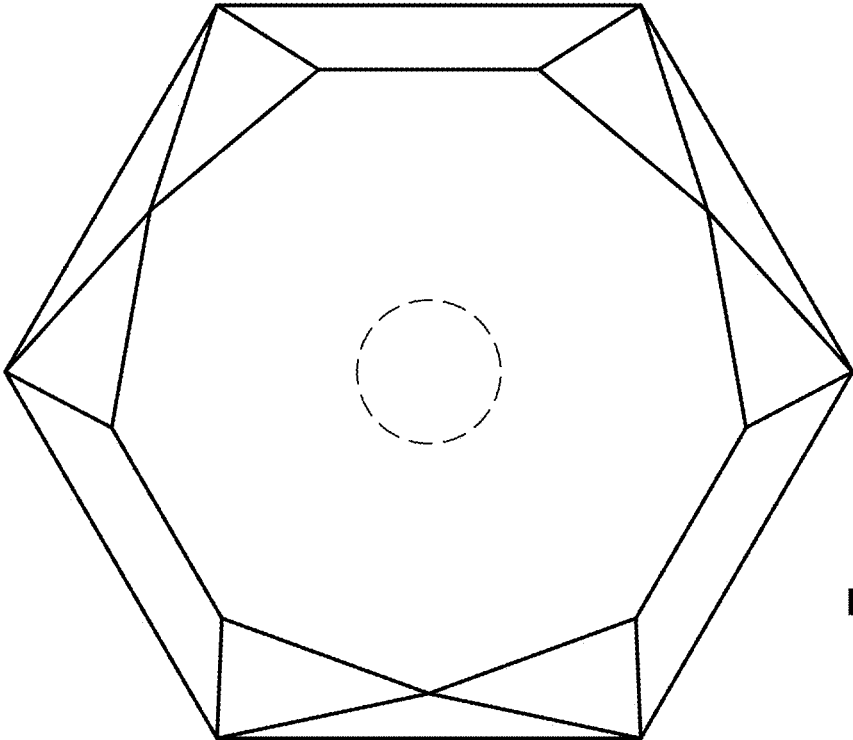


FIG. 4

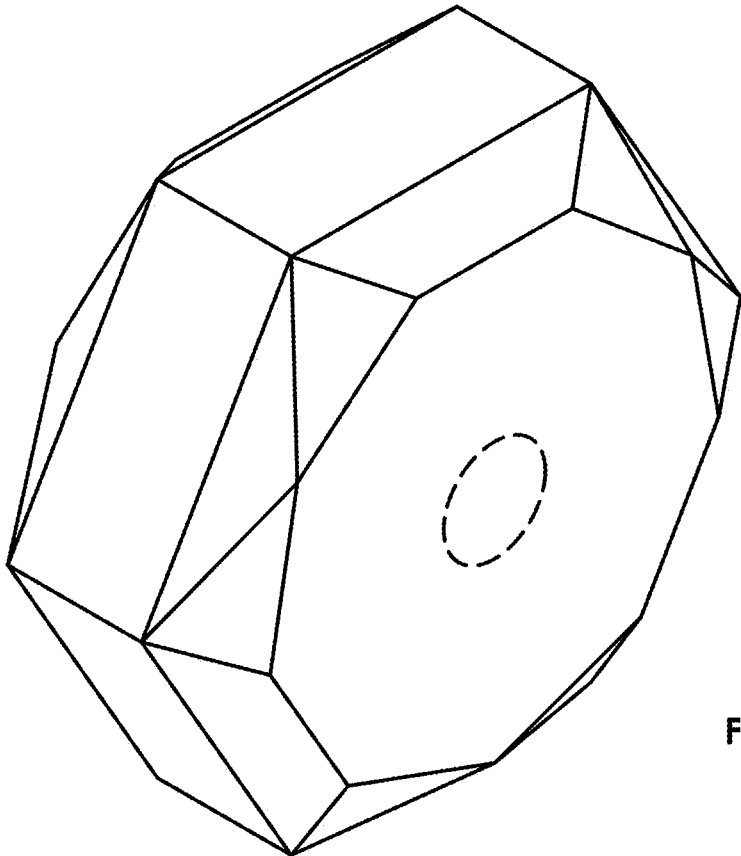


FIG. 5

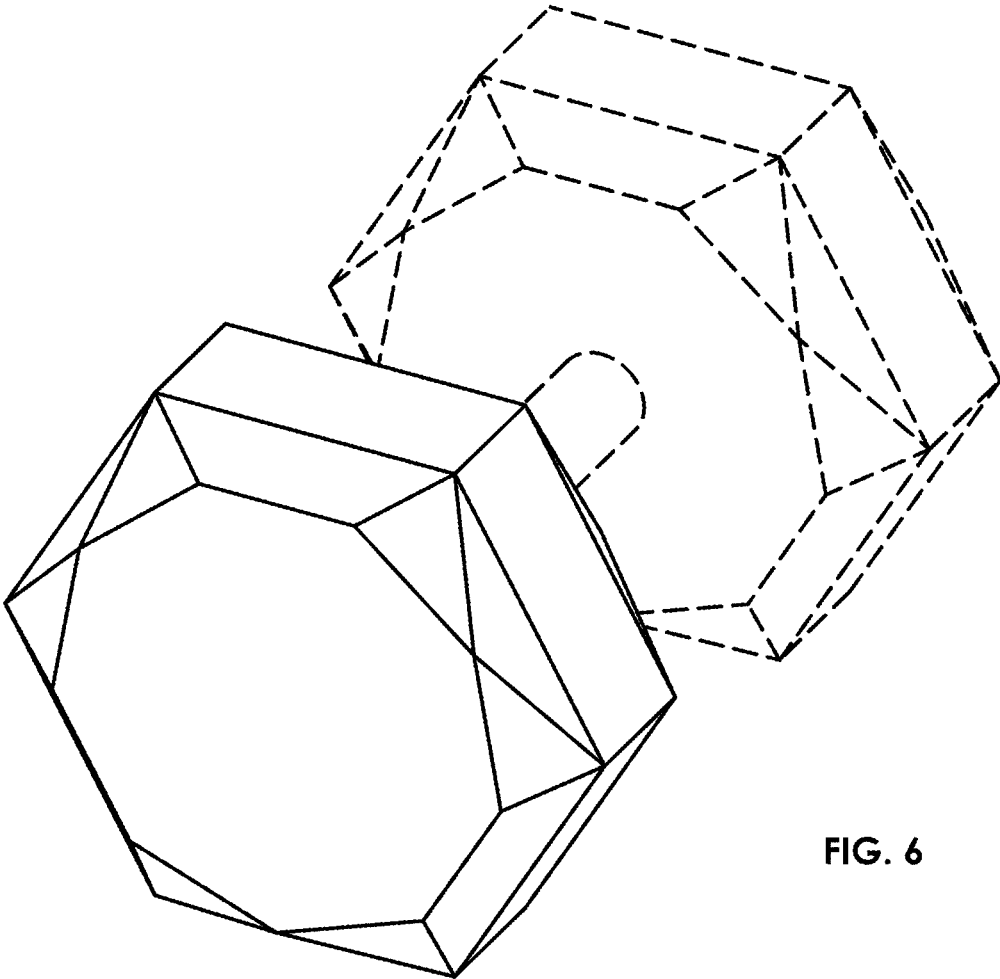


FIG. 6

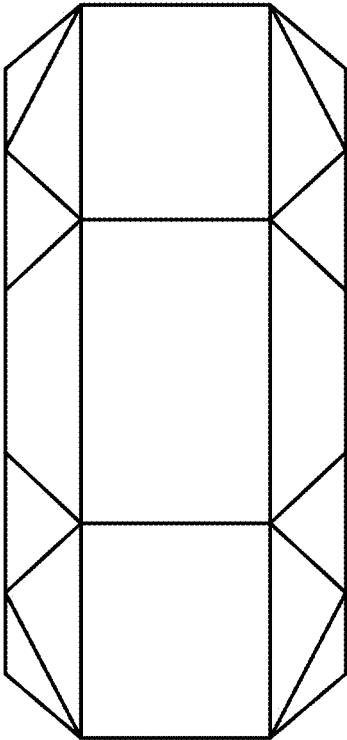


FIG. 7

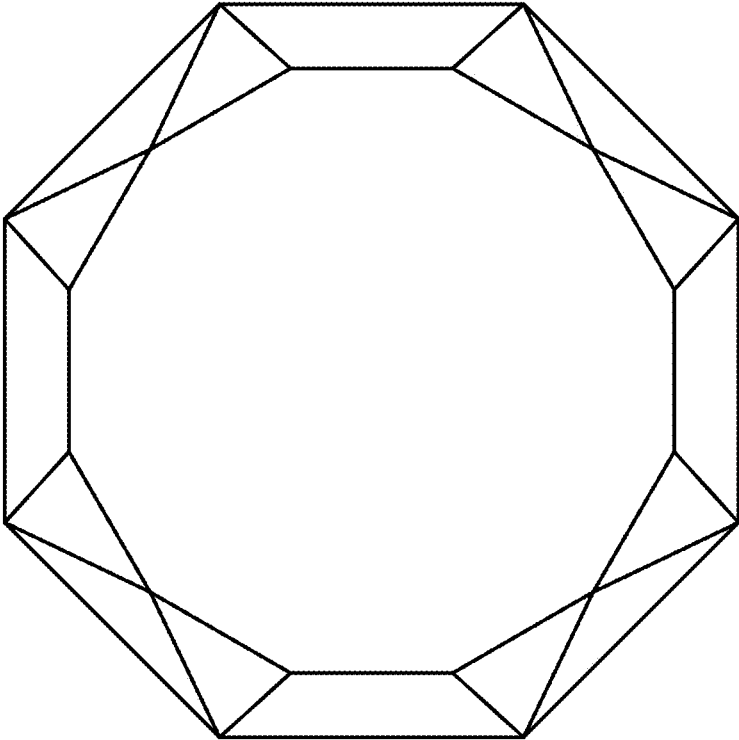


FIG. 8

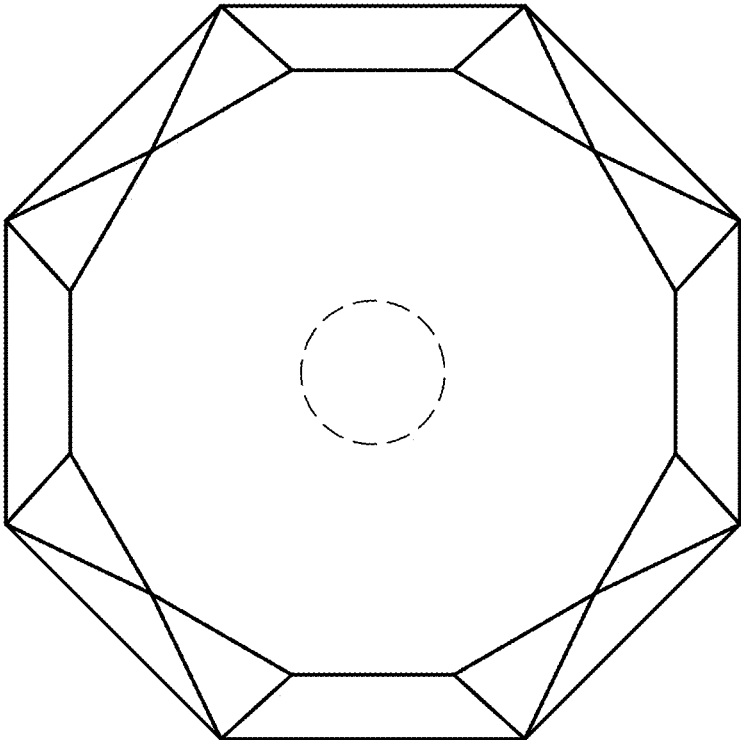


FIG. 9

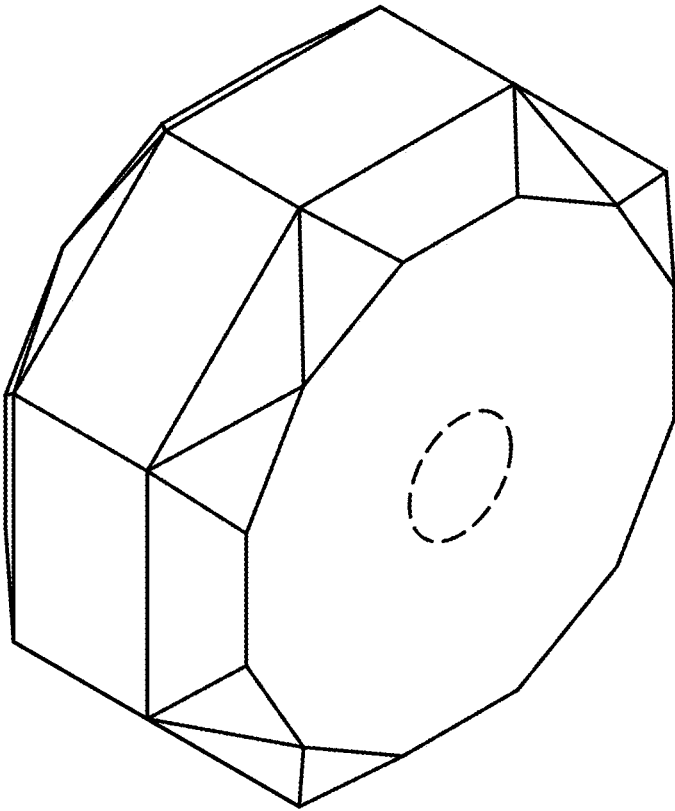


FIG. 10

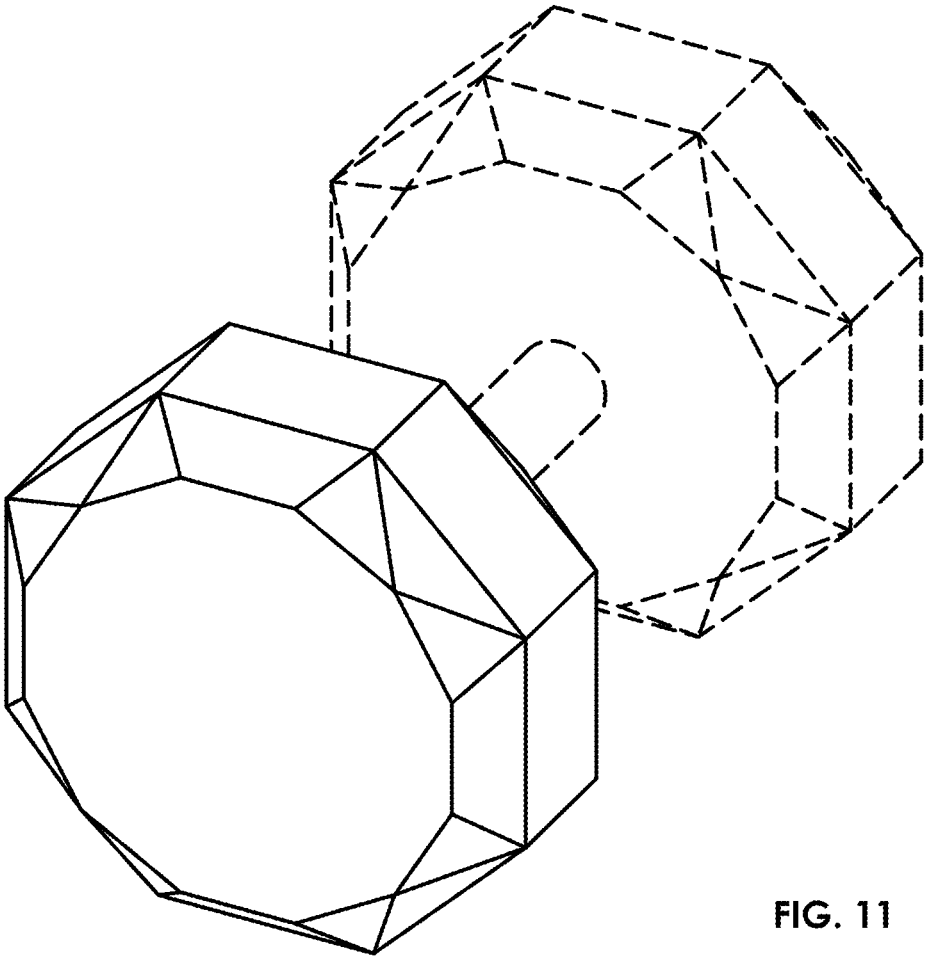


FIG. 11

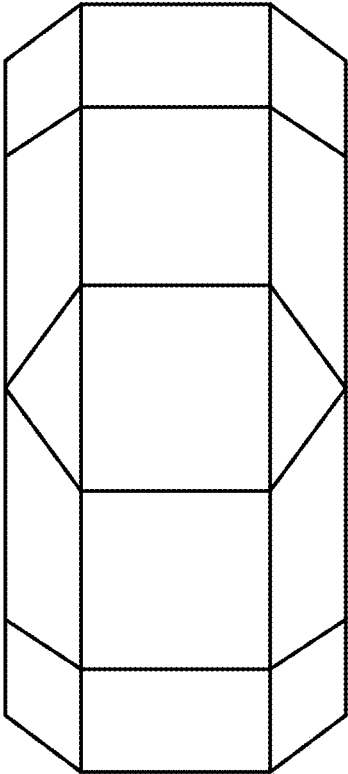


FIG. 12

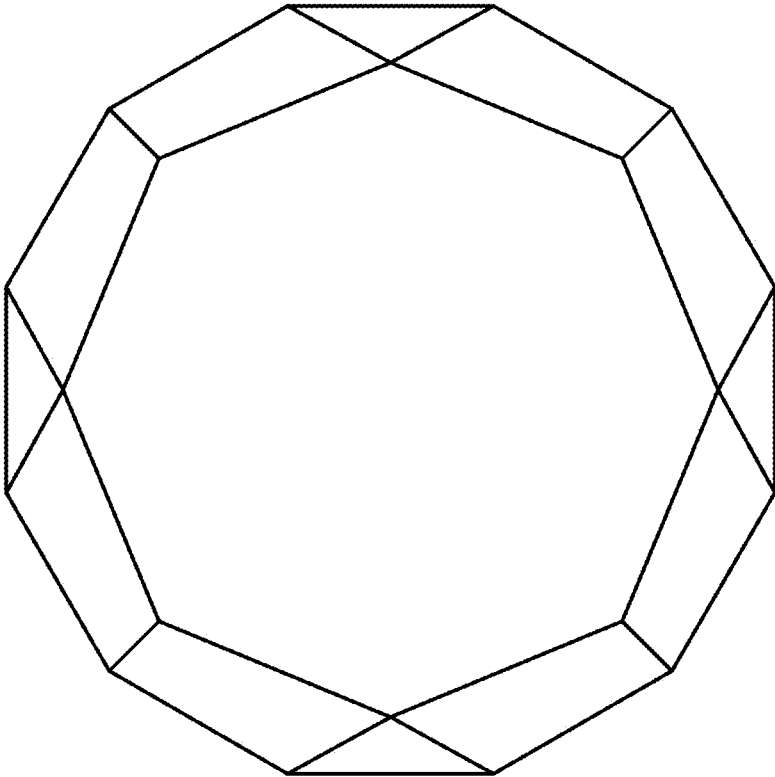


FIG. 13

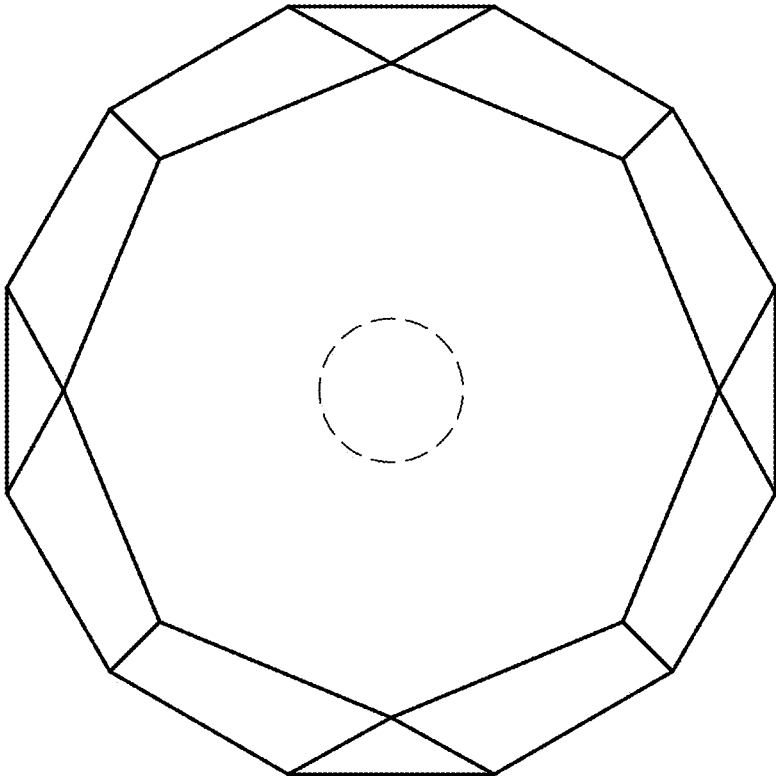


FIG. 14

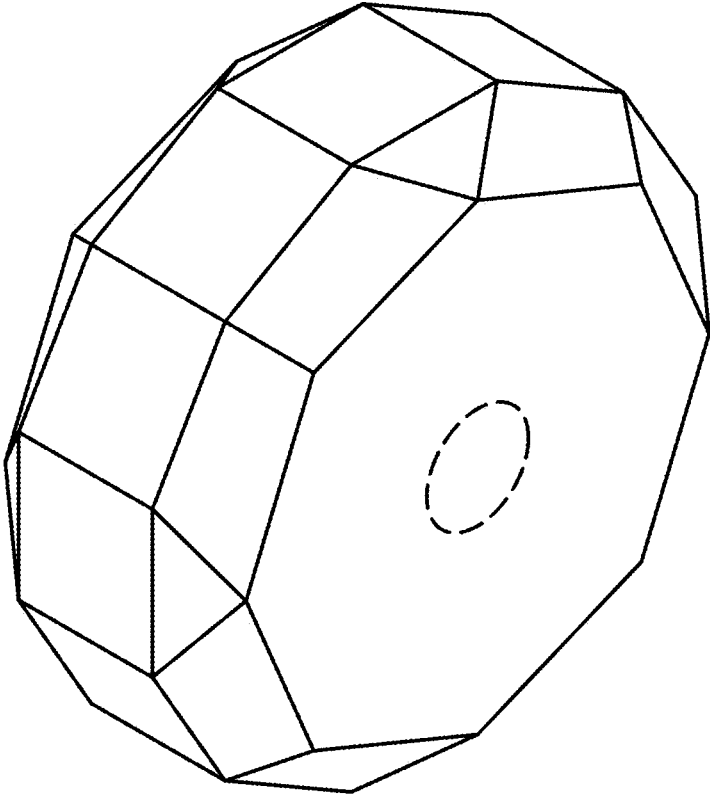


FIG. 15

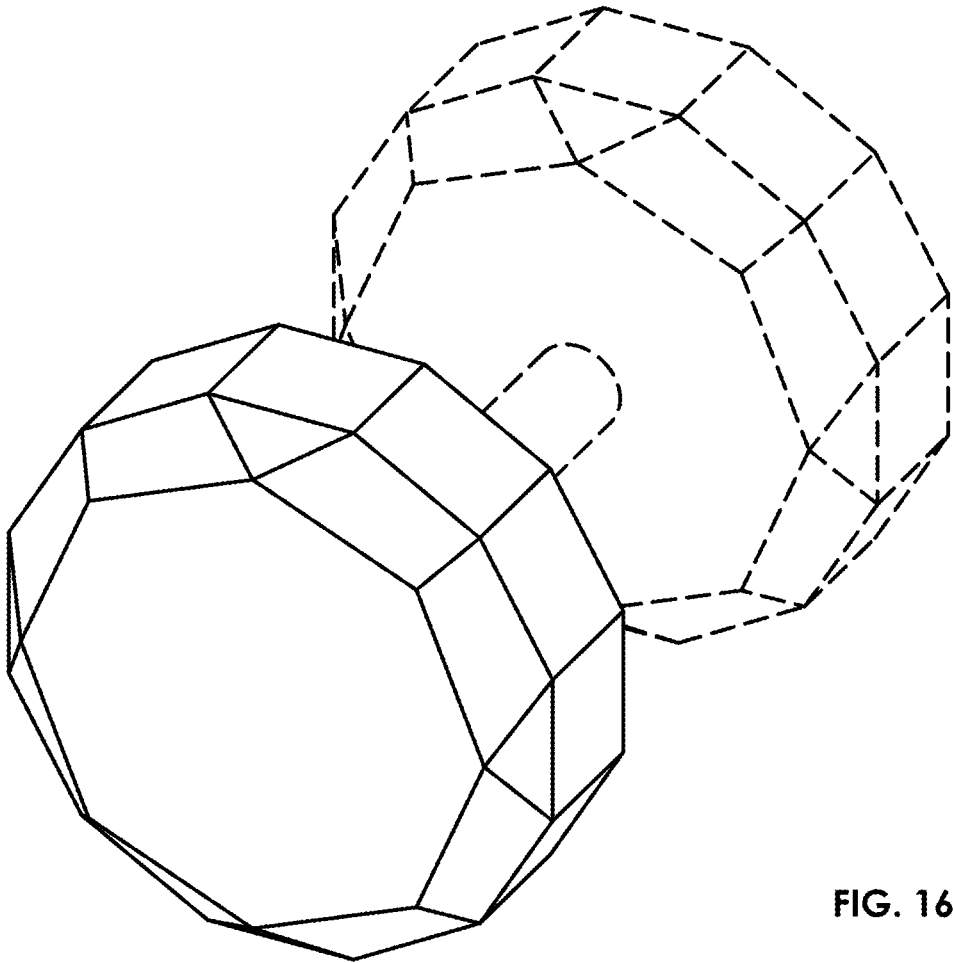


FIG. 16