



US00D483244S

(12) **United States Design Patent**
Chen

(10) **Patent No.:** **US D483,244 S**

(45) **Date of Patent:** **** Dec. 9, 2003**

(54) **TOOL HANDLE**

D468,182 S * 1/2003 Thompson D8/83
D470,385 S * 2/2003 Chen D8/107

(75) Inventor: **Chun Yong Chen, Taipei (TW)**

* cited by examiner

(73) Assignee: **Nieh Chuang Industrial Co., Ltd., Taipei (TW)**

Primary Examiner—Clare E. Heflin

(74) *Attorney, Agent, or Firm*—Troxell Law Office PLLC

(**) Term: **14 Years**

(57) **CLAIM**

(21) Appl. No.: **29/178,038**

The ornamental design for a tool handle, as shown and described.

(22) Filed: **Mar. 21, 2003**

(51) **LOC (7) Cl.** **08-05**

(52) **U.S. Cl.** **D8/107; D8/45**

(58) **Field of Search** D8/45, 47, 82-87,
D8/107, 303; 30/166 R, 340; 81/177.1,
436-440, 489; 16/110.1, 421, 422, 430;
D7/393, 395, 645

DESCRIPTION

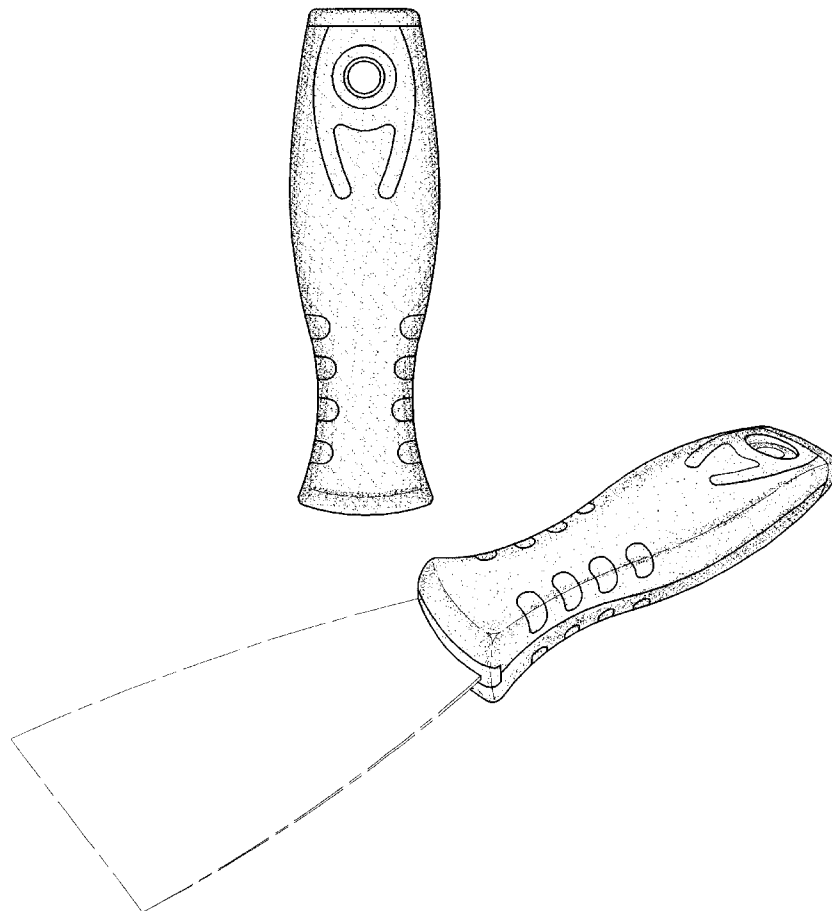
FIG. 1 is a perspective view of the tool handle showing the new design;
FIG. 2 is a front view of the new design;
FIG. 3 is a rear view of the new design;
FIG. 4 is a left view of the new design;
FIG. 5 is a right view of the new design;
FIG. 6 is a top view of the new design;
FIG. 7 is a bottom view of the new design; and,
FIG. 8 is a perspective view showing the application thereof, wherein the broken line portion is for illustrative purpose only and forms no part of the claimed design.

(56) **References Cited**

U.S. PATENT DOCUMENTS

D414,395 S * 9/1999 Panfili D8/107
5,956,799 A * 9/1999 Panaccione et al. 16/430
D453,674 S * 2/2002 Hsiao D8/107
D462,251 S * 9/2002 Collins et al. D8/107

1 Claim, 4 Drawing Sheets



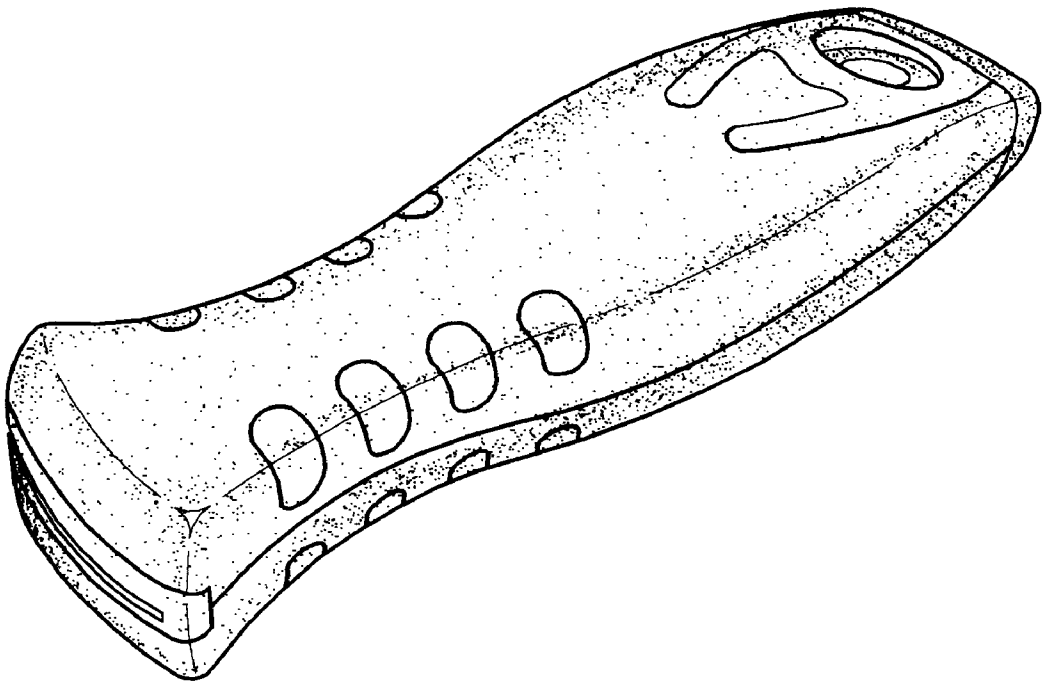


Fig. 1

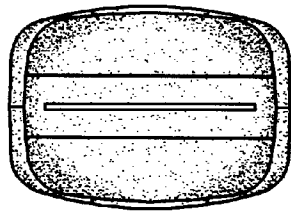


Fig. 2

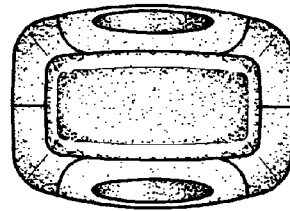


Fig. 3

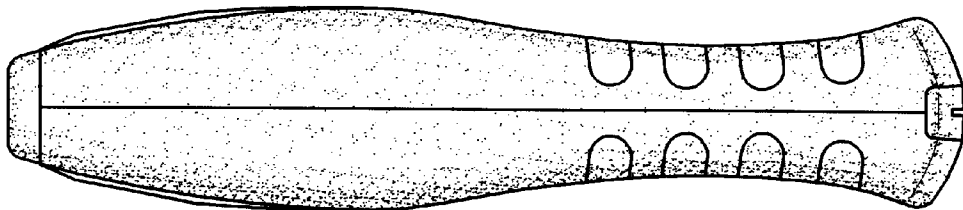


Fig. 4

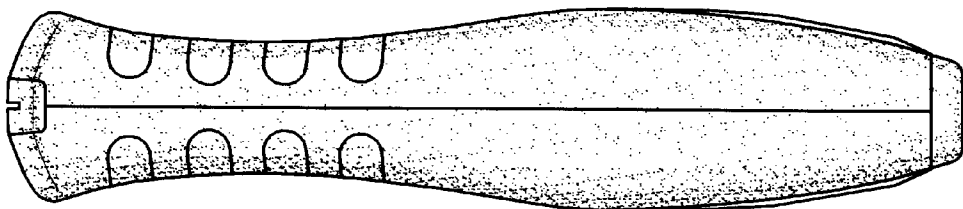


Fig. 5

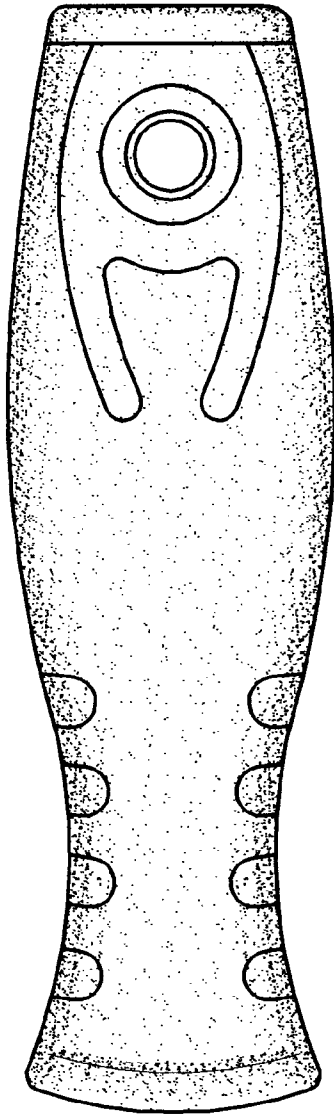


Fig. 6

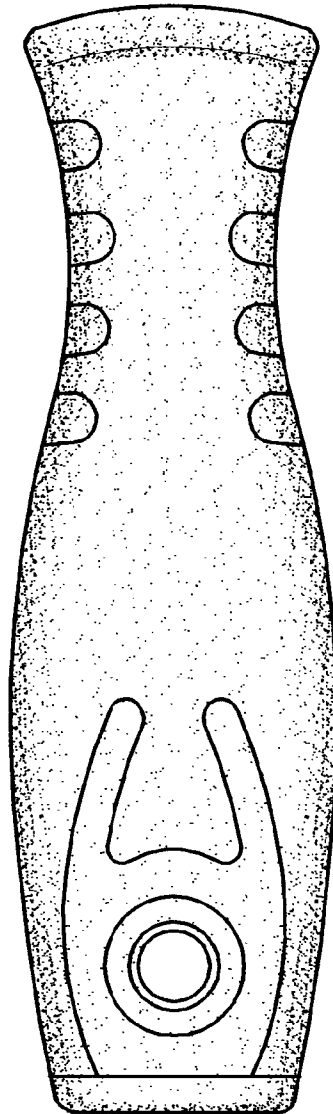


Fig. 7

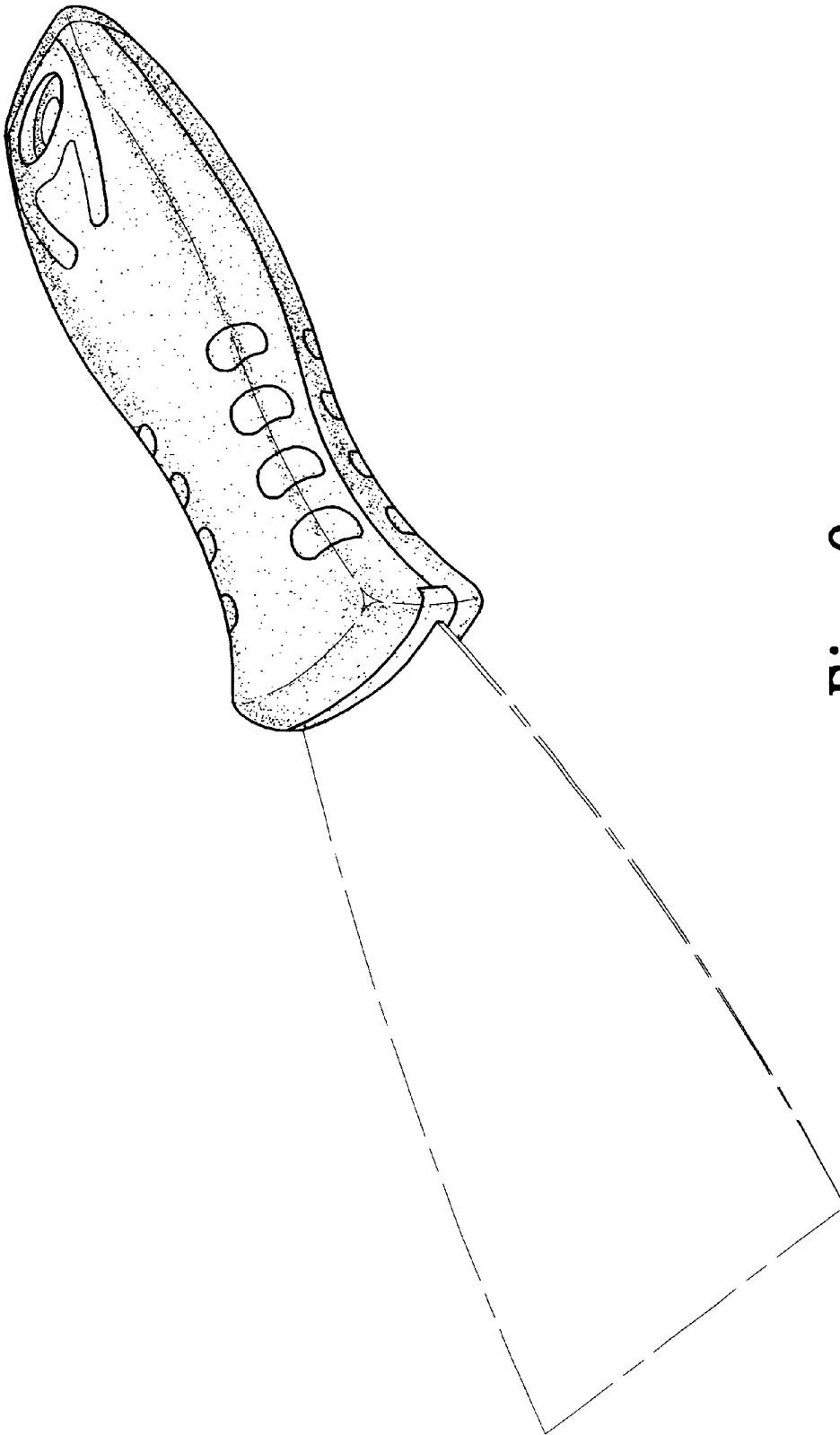


Fig. 8