



US00D634473S

(12) **United States Design Patent**
Koike

(10) **Patent No.:** **US D634,473 S**

(45) **Date of Patent:** **** Mar. 15, 2011**

(54) **MASK FOR FACE PACK**

(75) Inventor: **Kinue Koike**, Tokyo (JP)

(73) Assignee: **Shiseido Co., Ltd.**, Tokyo (JP)

(**) Term: **14 Years**

(21) Appl. No.: **29/347,479**

(22) Filed: **Feb. 4, 2010**

(51) **LOC (9) Cl.** **28-03**

(52) **U.S. Cl.** **D28/9; D28/4**

(58) **Field of Classification Search** D24/206–208,
D24/189–191; D21/659, 660; D28/9, 4,
D28/7, 10; 607/96, 108, 109, 110; 606/204,
606/204.35, 204.45; 602/1–3, 74; 128/857,
128/858; 514/773; D29/108, 110, 112; 132/319;
2/9, 173, 174, 423, 424; 604/303

See application file for complete search history.

(56) **References Cited**

U.S. PATENT DOCUMENTS

| | | | | | |
|-----------|-----|---------|-----------------|-------|---------|
| 2,038,275 | A * | 4/1936 | Fogg | | D24/206 |
| 2,586,064 | A * | 2/1952 | Landry | | 602/74 |
| 2,635,175 | A * | 4/1953 | Hodge | | D24/206 |
| D251,258 | S * | 3/1979 | Power | | D24/189 |
| 4,559,047 | A * | 12/1985 | Kapralis et al. | | D24/189 |
| 4,585,797 | A * | 4/1986 | Cioca | | 514/773 |
| D293,829 | S * | 1/1988 | Johnston | | D28/9 |

| | | | | | |
|-----------|------|---------|-------------------|-------|---------|
| D320,457 | S * | 10/1991 | Dickinson | | D24/208 |
| D332,310 | S * | 1/1993 | Ahlen | | D24/208 |
| 5,706,828 | A * | 1/1998 | Shiota | | 128/857 |
| D392,742 | S * | 3/1998 | Clark, Sr. | | D24/206 |
| D426,019 | S * | 5/2000 | Aoki et al. | | D28/4 |
| D499,509 | S * | 12/2004 | Hiroi | | D28/4 |
| D564,705 | S * | 3/2008 | Ohnishi et al. | | D28/9 |
| D570,541 | S * | 6/2008 | Ohnishi et al. | | D28/9 |
| D601,210 | S * | 9/2009 | Woye et al. | | D21/660 |
| D608,500 | S * | 1/2010 | Lu et al. | | D28/9 |
| 7,707,655 | B2 * | 5/2010 | Braunecker et al. | | 607/109 |

* cited by examiner

Primary Examiner — David G Muller

(74) *Attorney, Agent, or Firm* — Manabu Kanesaka

(57) **CLAIM**

The ornamental design for a mask for face pack, as shown and described.

DESCRIPTION

FIG. 1 is a perspective view of a mask for face pack showing my new design;

FIG. 2 is a front view thereof, a rear view being the same as the front view;

FIG. 3 is a right side view thereof, a left side view being the same as the right side view;

FIG. 4 is a plan view thereof; and,

FIG. 5 is a bottom view thereof.

The dashed lines depict portions of the mask for face pack that are perforations, and form part of the claimed design.

1 Claim, 2 Drawing Sheets




Fig. 1




Fig. 2




Fig. 3



Fig. 4



Fig. 5

