



US00D408883S

United States Patent [19] Snyder

[11] Patent Number: Des. 408,883

[45] Date of Patent: **Apr. 27, 1999

[54] FISHING LURE

[76] Inventor: Gary Snyder, P.O. Box 363, Dodge Center, Minn. 55927

[**] Term: 14 Years

[21] Appl. No.: 29/082,816

[22] Filed: Jan. 8, 1998

[51] LOC (6) Cl. 22-05

[52] U.S. Cl. D22/126

[58] Field of Search D22/126-133,
D22/144; 43/42.37, 42.39, 42.22, 42.53,
42.5, 42.47, 42.26, 42.28

[56] References Cited

U.S. PATENT DOCUMENTS

D. 254,024	1/1980	Parker	D22/128
D. 258,978	4/1981	Williams, Jr.	D22/126
D. 333,860	3/1993	Barcus	D22/126
D. 346,200	4/1994	Hildebrandt et al.	D22/126
D. 371,184	6/1996	Snyder	D22/129
3,550,306	12/1970	Heitman	43/42.37
4,713,907	12/1987	Dudeck	43/42.39
5,081,786	1/1992	Cobb	43/42.39
5,175,955	1/1993	Wilson et al.	43/42.39
5,231,789	8/1993	Hughes	43/42.39
5,339,559	8/1994	Strobbe	43/42.39

Primary Examiner—Doris V. Coles
Attorney, Agent, or Firm—D. L. Tschida

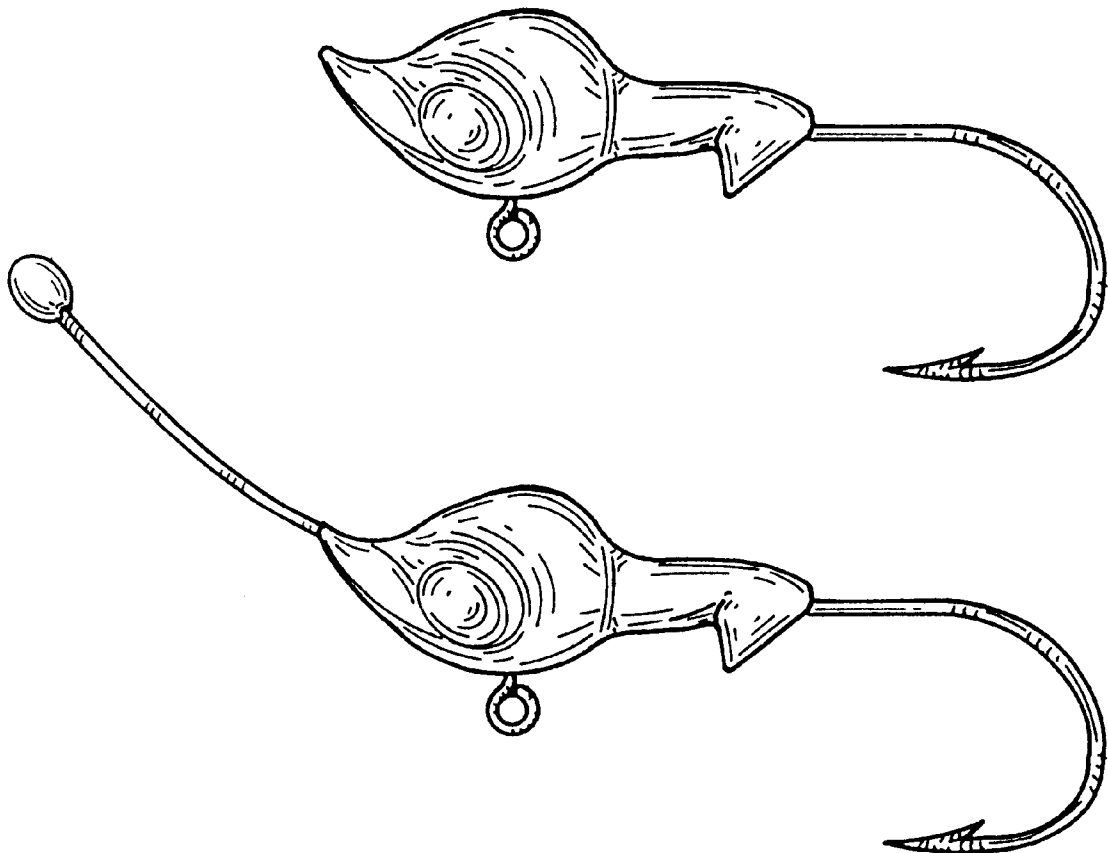
[57] CLAIM

The ornamental design for a fishing lure, as shown and described.

DESCRIPTION

FIG. 1 is a front elevational view of a fishing lure, showing my new design, the rear being a mirror image thereof; FIG. 2 is a right side view thereof; FIG. 3 is a left side view thereof; FIG. 4 is a top plan view thereof; and, FIG. 5 is a bottom plan view thereof; FIG. 6 is a front elevational view of a second embodiment, the rear being a mirror image thereof; FIG. 7 is a right side view thereof; FIG. 8 is a left side view thereof; FIG. 9 is a top plan view thereof; FIG. 10 is a bottom plan view thereof; FIG. 11 is a front elevational view of a third embodiment, the rear being a mirror image thereof; FIG. 12 is a right side view thereof; FIG. 13 is a left side view thereof; FIG. 14 is a top plan view thereof; and, FIG. 15 is a bottom plan view thereof.

1 Claim, 6 Drawing Sheets



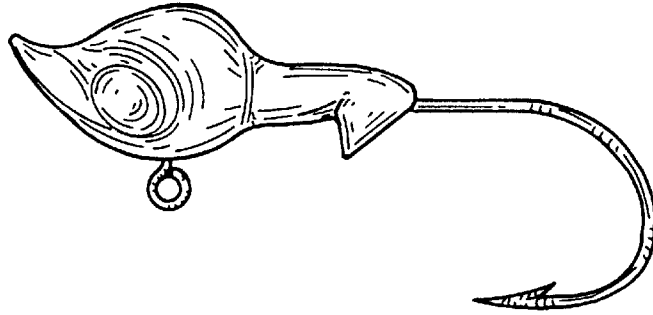


FIG. 1

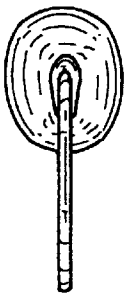


FIG. 2

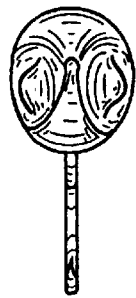


FIG. 3

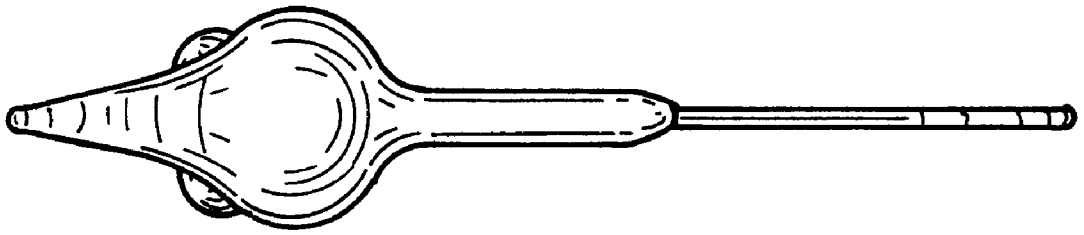


FIG. 4

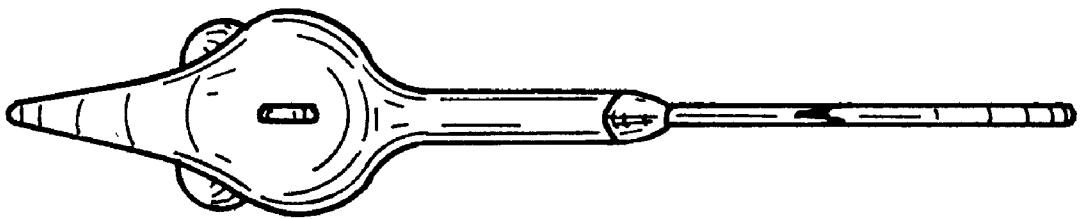


FIG. 5

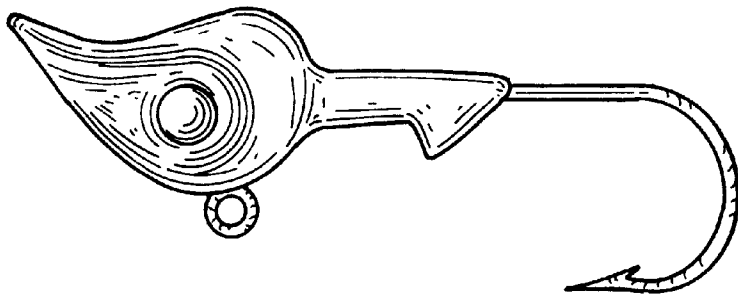


FIG. 6

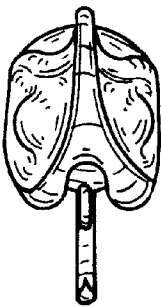


FIG. 8

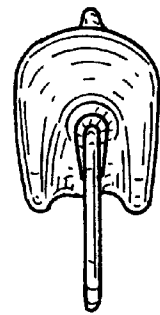


FIG. 7

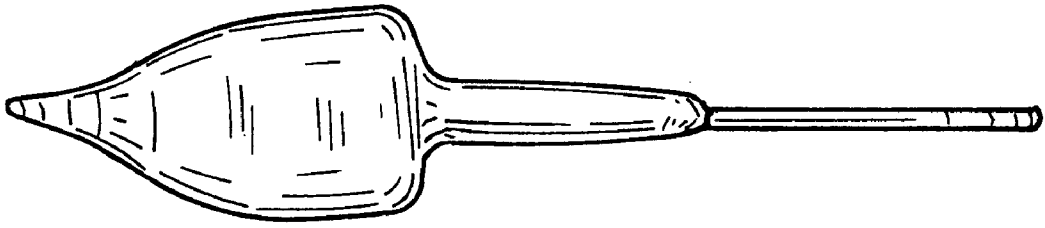


FIG. 9

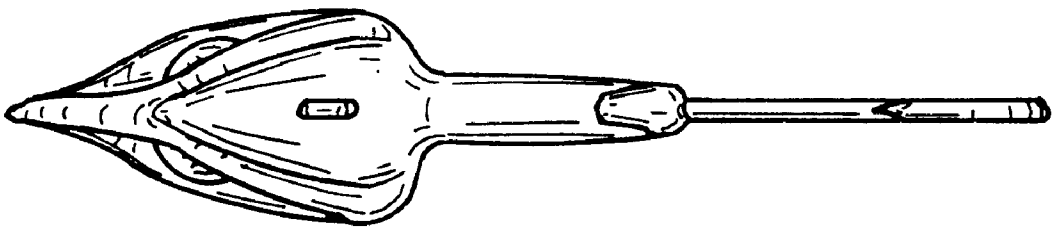


FIG. 10

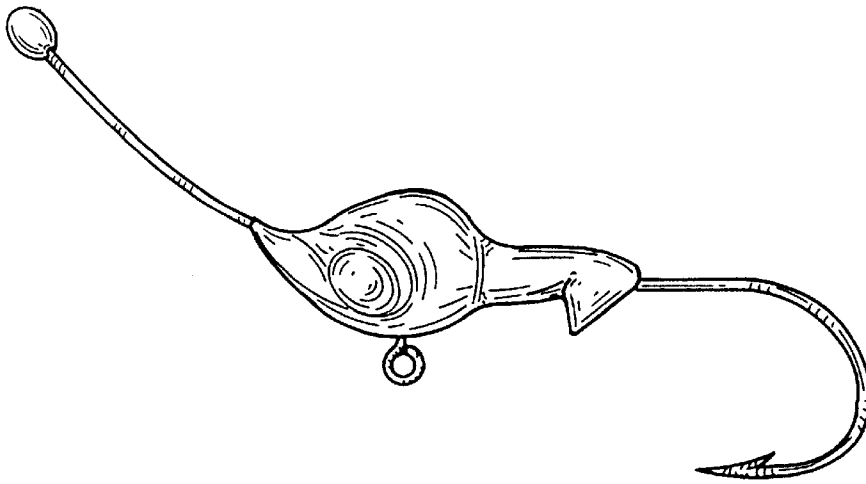


FIG. 11



FIG. 12

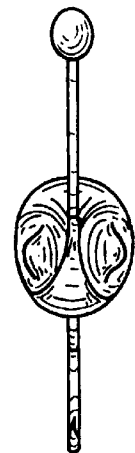


FIG. 13

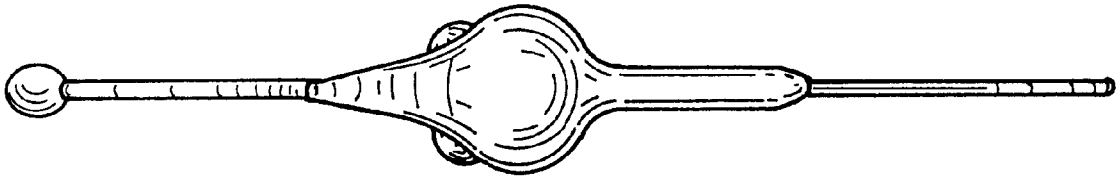


FIG. 14

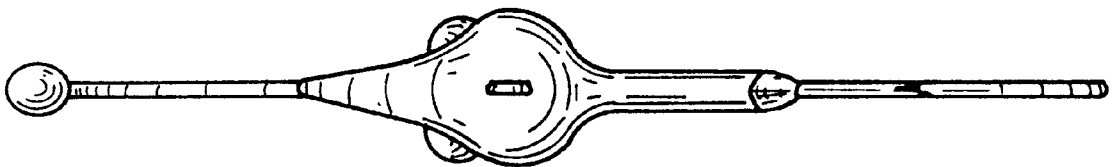


FIG. 15