



US00D470721S

(12) **United States Design Patent** (10) **Patent No.:** **US D470,721 S**
Home (45) **Date of Patent:** **** Feb. 25, 2003**

- (54) **BURNER**
- (75) Inventor: **William Home**, Taipei (TW)
- (73) Assignee: **Grand Hall Enterprise Co., Ltd.**, Taipei (TW)
- (**) Term: **14 Years**
- (21) Appl. No.: **29/150,271**
- (22) Filed: **Nov. 20, 2001**
- (51) **LOC (7) Cl.** **07-02**
- (52) **U.S. Cl.** **D7/407**
- (58) **Field of Search** D7/407, 402, 408, D7/332-337; 126/92 AC, 41 R, 39 R, 39 E, 39 H, 39 N, 39 K; 219/455.1, 446, 449, 454.12, 458

- 3,626,923 A * 12/1971 Martin 126/39 R
- 3,664,591 A * 5/1972 Stohrer, Jr. et al. 126/39 R
- 4,976,609 A * 12/1990 Grob et al. 126/92 AC
- D439,801 S * 4/2001 Measom D7/407

* cited by examiner

Primary Examiner—Catherine R. Oliver
(74) *Attorney, Agent, or Firm*—Troxell Law Office PLLC

(57) **CLAIM**

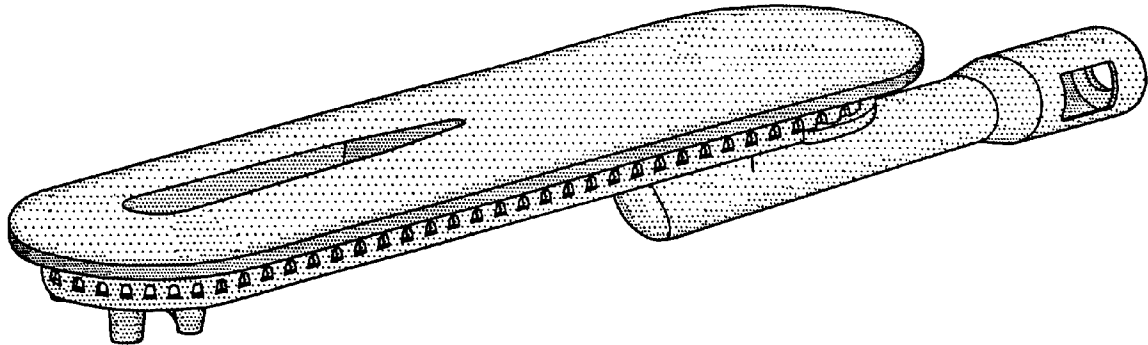
The ornamental design for a burner, as shown and described.

DESCRIPTION

FIG. 1 is a perspective view of a burner showing my new design;
FIG. 2 is a rear side elevation view thereof;
FIG. 3 is a right side elevation view thereof;
FIG. 4 is a left side elevation view thereof;
FIG. 5 is a front side elevation view thereof;
FIG. 6 is a top plan view thereof; and,
FIG. 7 is a bottom plan view thereof.

- (56) **References Cited**
- U.S. PATENT DOCUMENTS
- 2,257,888 A * 10/1941 Parsons 126/39

1 Claim, 4 Drawing Sheets



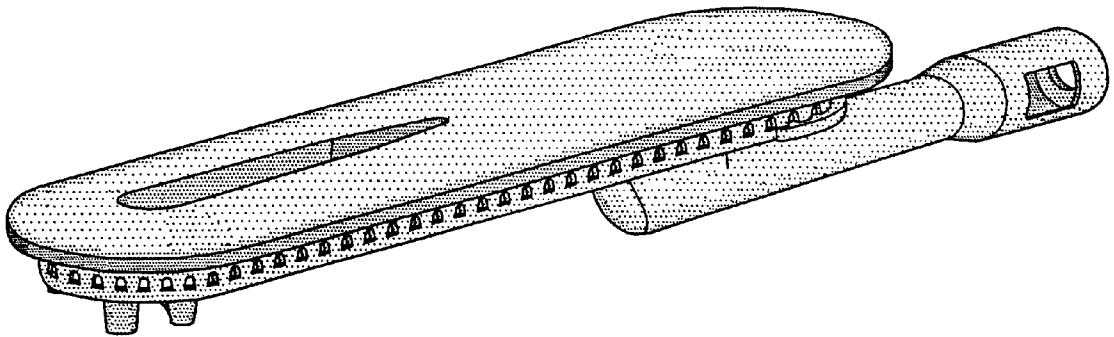


FIG. 1

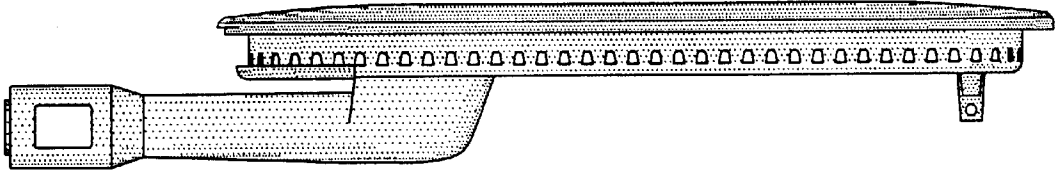


FIG. 2

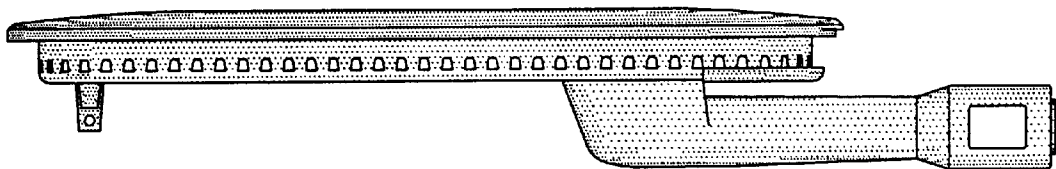


FIG. 5

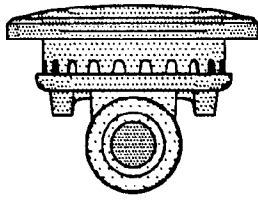


FIG. 3

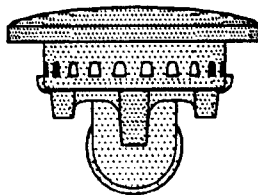


FIG. 4

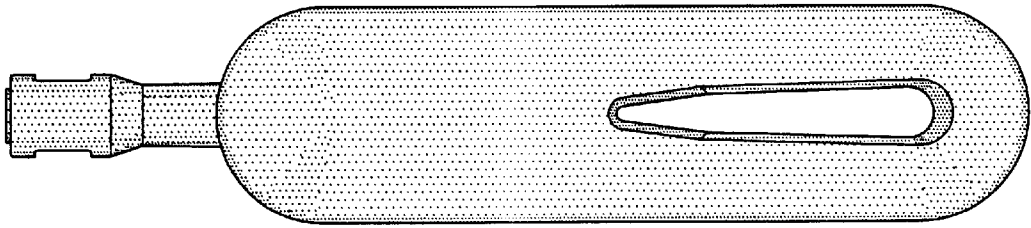


FIG. 6

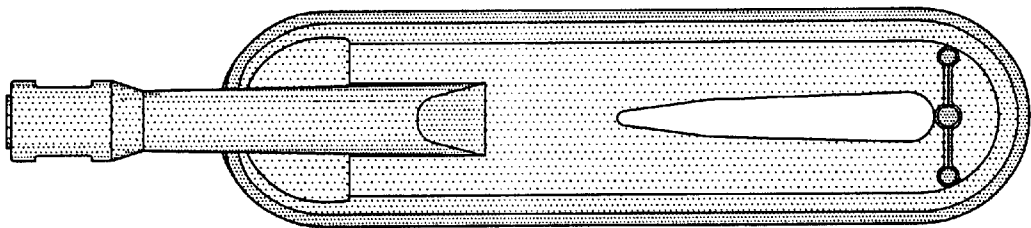


FIG. 7