



US00D852132S

(12) **United States Design Patent**  
**Nauroy**

(10) **Patent No.:** **US D852,132 S**  
(45) **Date of Patent:** **\*\* Jun. 25, 2019**

(54) **CHARGING DEVICE**

(71) Applicant: **Design Pool Limited**, Sheung Wan (HK)  
(72) Inventor: **Fabien Malcom Nauroy**, Sheung Wan (HK)  
(73) Assignee: **DESIGN POOL LIMITED**, Sheung Wan (HK)  
(\*\*) Term: **15 Years**

(21) Appl. No.: **29/595,888**  
(22) Filed: **Mar. 2, 2017**

(30) **Foreign Application Priority Data**

Sep. 2, 2016 (HK) ..... 1601674.7M

(51) **LOC (11) Cl.** ..... **13-02**

(52) **U.S. Cl.**  
USPC ..... **D13/108**

(58) **Field of Classification Search**  
USPC ..... D13/107-110, 118-119, 184, 199;  
D14/251, 253, 432, 434  
CPC ..... Y02E 60/12; Y02T 90/14; Y02T 90/122;  
Y02T 90/128; Y02T 90/163; H02J 7/025;  
H02J 7/0042; H02J 7/0044; H02J 7/0045;  
H02J 7/0003; H01F 38/14; H01M 2/1022;  
H01M 2/1055; H01M 10/44; H01M  
10/46; H01M 10/425; B60L 11/182

See application file for complete search history.

(56) **References Cited**

U.S. PATENT DOCUMENTS

D596,562 S *	7/2009	Hong	.....	D13/108
D638,355 S *	5/2011	Chen	.....	D13/110
D687,375 S *	8/2013	Franco	.....	D13/108
D731,419 S *	6/2015	Kao	.....	D13/108
D732,472 S *	6/2015	Laffon	.....	D13/110
D762,570 S *	8/2016	Precheur	.....	D13/108
D819,566 S *	6/2018	Hung	.....	D13/110
D820,206 S *	6/2018	Cai	.....	D13/108
D820,208 S *	6/2018	Lemelson	.....	D13/110
D826,853 S *	8/2018	Nauroy	.....	D13/108
D827,567 S *	9/2018	Nauroy	.....	D13/108

\* cited by examiner

*Primary Examiner* — Rosemary K Tarcza  
(74) *Attorney, Agent, or Firm* — Joseph G. Chu; JCIP

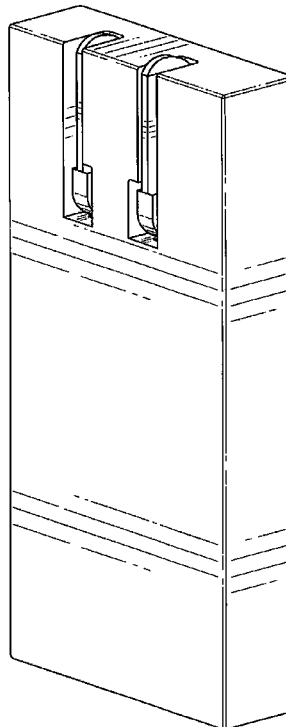
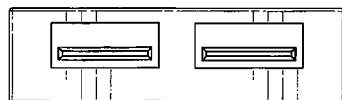
(57) **CLAIM**

The ornamental design for a charging device, as shown and described.

**DESCRIPTION**

FIG. 1 is a front view of a charging device;  
FIG. 2 is a rear view of the charging device;  
FIG. 3 is a top view of the charging device;  
FIG. 4 is a bottom view of the charging device;  
FIG. 5 is a left side view of the charging device;  
FIG. 6 is a right side view of the charging device; and,  
FIG. 7 is a front perspective view of the charging device.

**1 Claim, 5 Drawing Sheets**






FIG. 1




FIG. 2

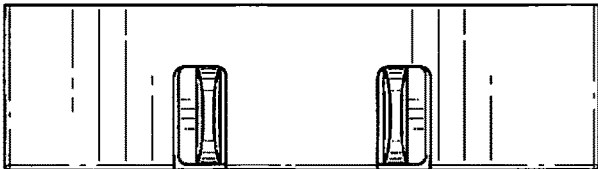


FIG. 3

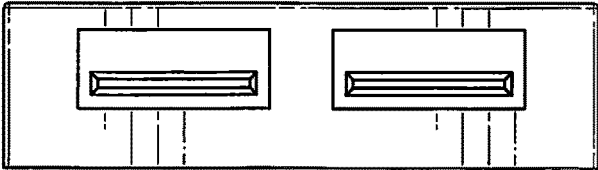


FIG. 4




FIG. 5




FIG. 6

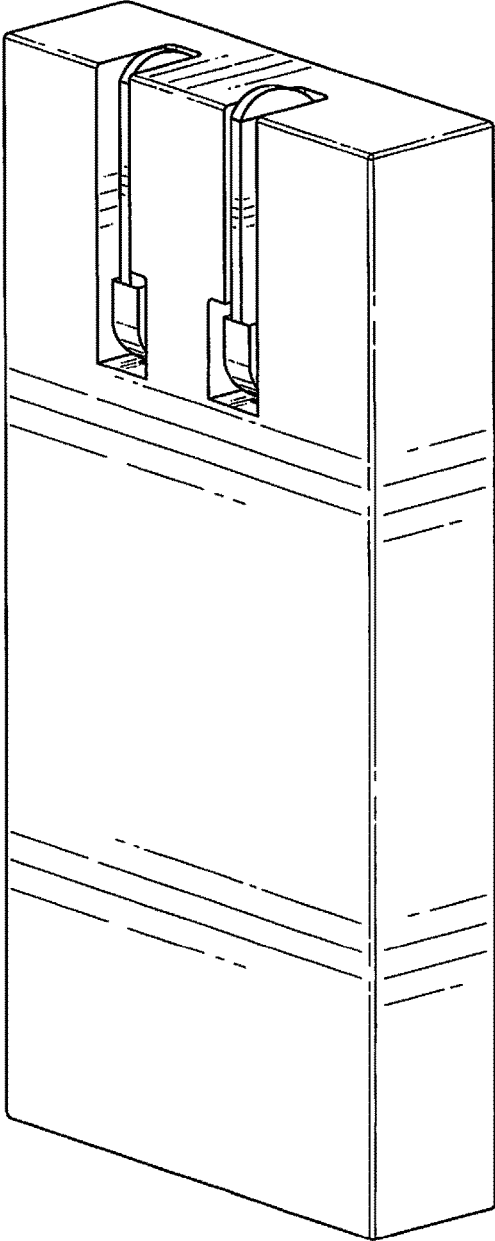


FIG. 7