



(12) **United States Design Patent**
Kobayashi et al.

(10) **Patent No.:** **US D954,710 S**
(45) **Date of Patent:** **** Jun. 14, 2022**

(54) **HOUSING FOR GAME CONTROLLER**

(71) Applicant: **SONY INTERACTIVE ENTERTAINMENT INC.**, Tokyo (JP)

(72) Inventors: **Ikuo Kobayashi**, Tokyo (JP); **Taichi Nokuo**, Tokyo (JP)

(73) Assignee: **SONY INTERACTIVE ENTERTAINMENT INC.**, Tokyo (JP)

(**) Term: **15 Years**

(21) Appl. No.: **29/752,040**

(22) Filed: **Sep. 24, 2020**

(30) **Foreign Application Priority Data**
Apr. 3, 2020 (JP) 2020-007067 D
(51) **LOC (13) Cl.** **14-02**
(52) **U.S. Cl.**
USPC **D14/416**
(58) **Field of Classification Search**
USPC D21/324-329, 330, 331, 333, 341, 342, D21/349, 386; D14/137, 138, 160, 168, D14/174, 177, 190, 217, 218, 250, 299, D14/322, 341, 345, 346, 353, 354, 356, D14/387, 388, 389, 399-401, 412-416, D14/421, 432, 440, 443, 449, 450, 454, D14/463, 471, 474, 483, 493, 496, 511; D22/100, 103-105; D13/162, 162.1, 164, D13/168; D10/78, 98, 103; D12/174, D12/177, 190, 218; D18/10
CPC A63F 3/00; A63F 9/00; A63F 13/02; A63F 11/00; A63F 9/24; A63F 13/98; A63F 9/02; A63F 13/24; A63F 2300/1031
See application file for complete search history.

(56) **References Cited**
U.S. PATENT DOCUMENTS
D378,768 S * 4/1997 Couch D14/416
D392,690 S * 3/1998 Kaneko D14/416
D395,294 S * 6/1998 Verstockt D14/416
(Continued)

FOREIGN PATENT DOCUMENTS
EM 003869338-0001 S 5/2017
EM 005514759-0002 S 7/2018
(Continued)

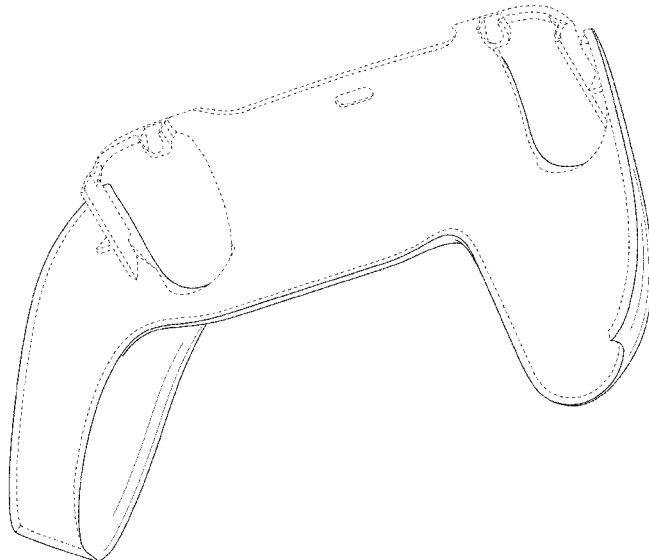
OTHER PUBLICATIONS
"EXtremeRate-Controller Housing-Repalcement for PS5 Controller", posted Apr. 14, 2021 [Online], [retrieved Sep. 15, 2021]. Retrieved from Internet, <https://amzn.to/39bZOrm>.
(Continued)

Primary Examiner — Mehri F Bajoul
(74) *Attorney, Agent, or Firm* — Michael Best & Friedrich LLP

(57) **CLAIM**
The ornamental design for a housing for a game controller, as shown and described.

DESCRIPTION
FIG. 1 is a perspective view of front, bottom and right side of a housing for a game controller showing our new design; FIG. 2 is a perspective view of rear, top and left side thereof; FIG. 3 is a front elevational view thereof; FIG. 4 is a rear elevational view thereof; FIG. 5 is a left side elevational view thereof; FIG. 6 is a right side elevational view thereof; FIG. 7 is a top view thereof; and, FIG. 8 is a bottom view thereof.
The broken lines shown in the drawings depict portions of the housing for a game controller that form no part of the claimed design.

1 Claim, 6 Drawing Sheets



(56)

References Cited

U.S. PATENT DOCUMENTS

D712,408 S *	9/2014	Sumii	D14/401
D712,484 S *	9/2014	Sumii	D21/333
D712,973 S *	9/2014	Sumii	D21/333
D733,802 S *	7/2015	Burgess	D21/333
D786,980 S *	5/2017	Strahle	D21/333
D786,981 S *	5/2017	Strahle	D21/333
D845,395 S *	4/2019	Strahle	D21/333
D864,302 S *	10/2019	Strahle	D21/333
D866,664 S *	11/2019	Strahle	D21/333
D867,458 S *	11/2019	Strahle	D21/333
D892,936 S *	8/2020	Strahle	D21/333
D922,493 S *	6/2021	Zhu	D21/333
D923,099 S *	6/2021	Zhu	D21/333

FOREIGN PATENT DOCUMENTS

GB	3008008 S	10/2002
JP	D1210941 S	7/2004

JP	D1278927 S	8/2006
JP	D1355476 S	4/2009
JP	D1375361 S	12/2009
JP	D1462911 S	2/2013
JP	D1478907 S	9/2013
JP	D1478938 S	9/2013
JP	D1478939 S	9/2013
JP	D1545816 S	3/2016
JP	D1548682 S	5/2016
JP	D1576345 S	5/2017
JP	D1581313 S	7/2017
JP	D1612385 S	8/2018

OTHER PUBLICATIONS

Japan Patent Office Design Prior Art Collection, Publication material No. HJ2406269900, Acceptance date Feb. 1, 2013, Elecom Co., Ltd., Product page URL: http://www.elecom.co.jp/news/201212/jc-u3613m/image/JC-U3613MRD_01L.jpg, Japan Patent Office, Japan.

* cited by examiner

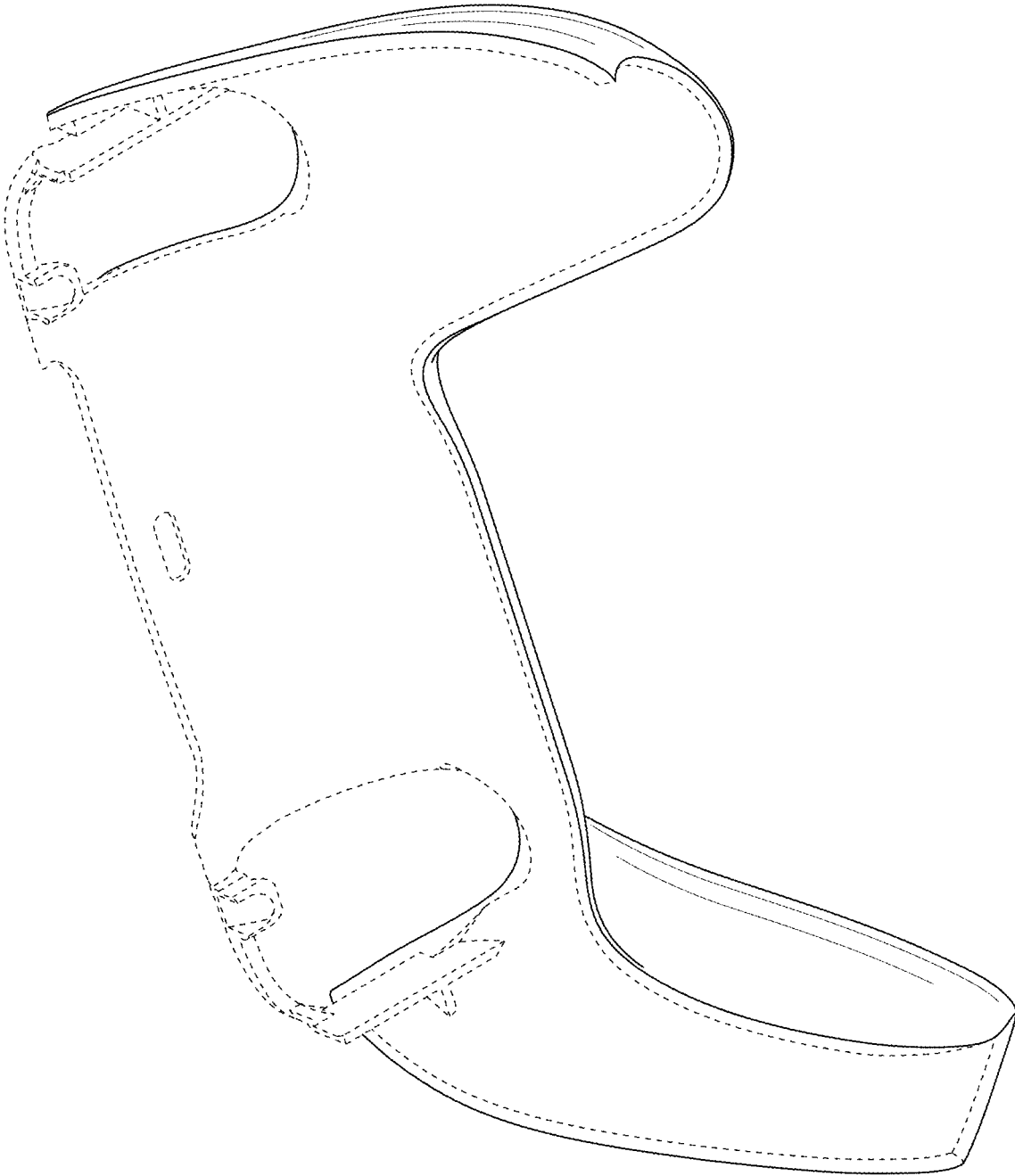


FIG. 1

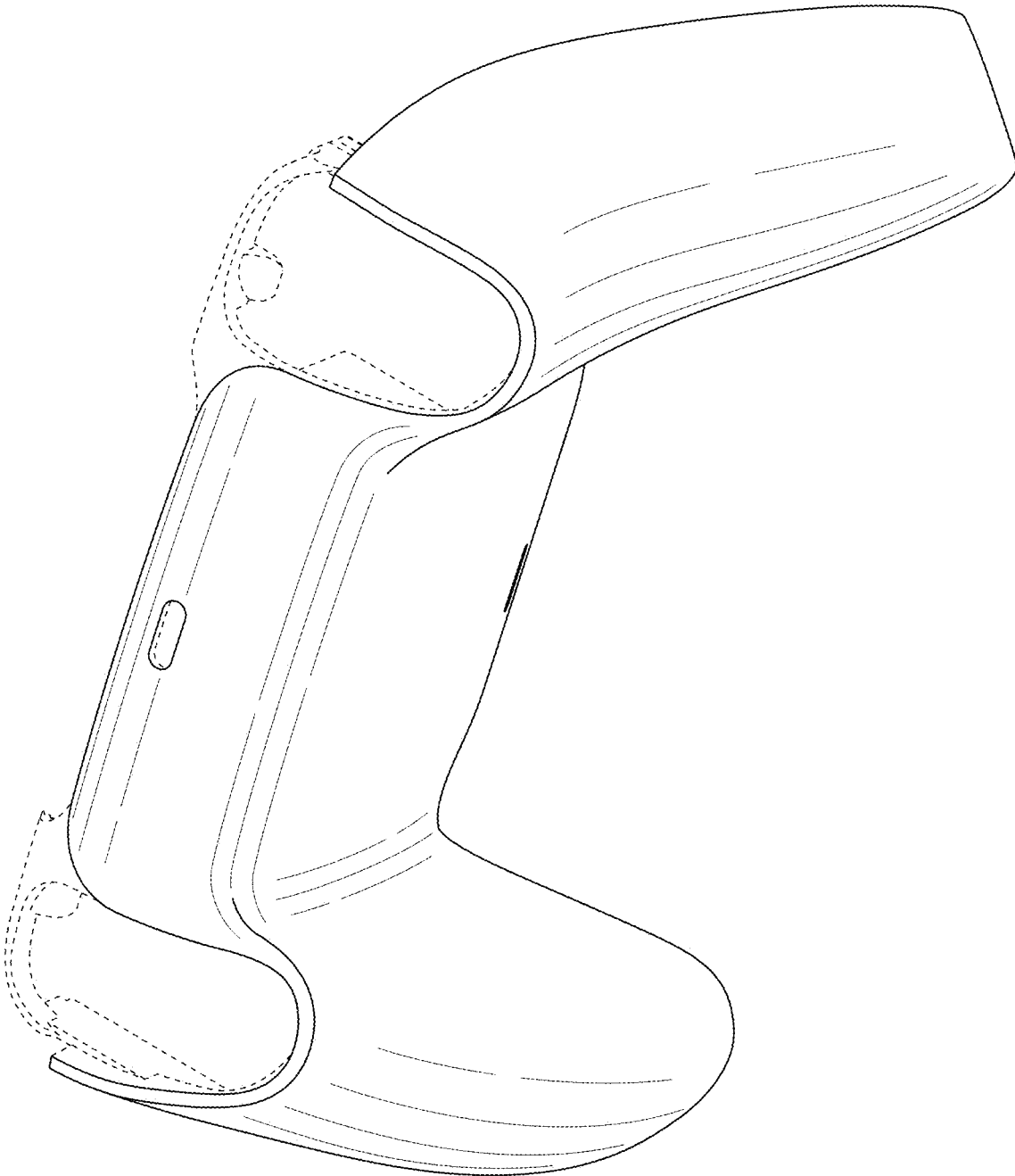


FIG. 2

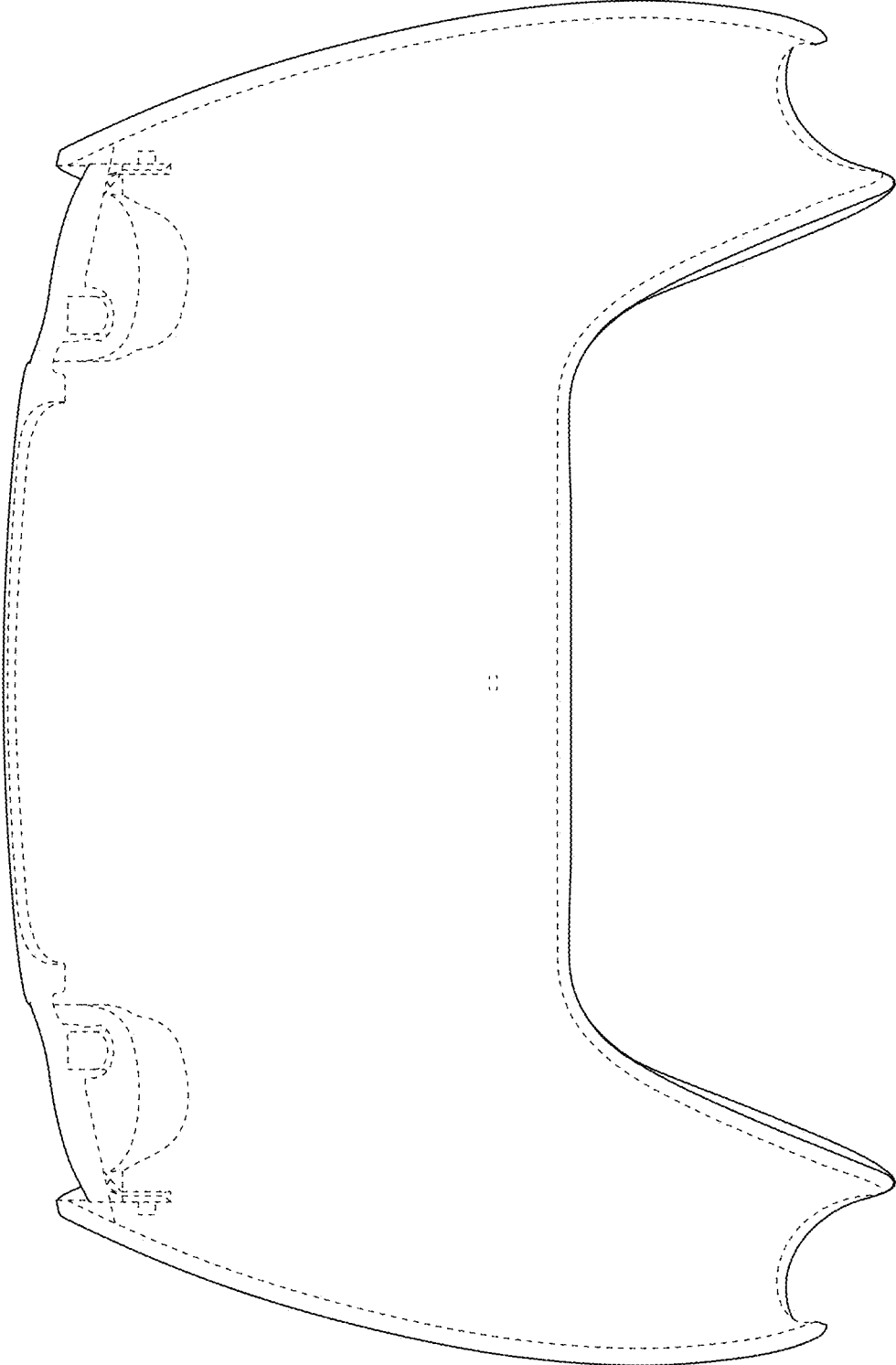


FIG. 3




FIG. 4

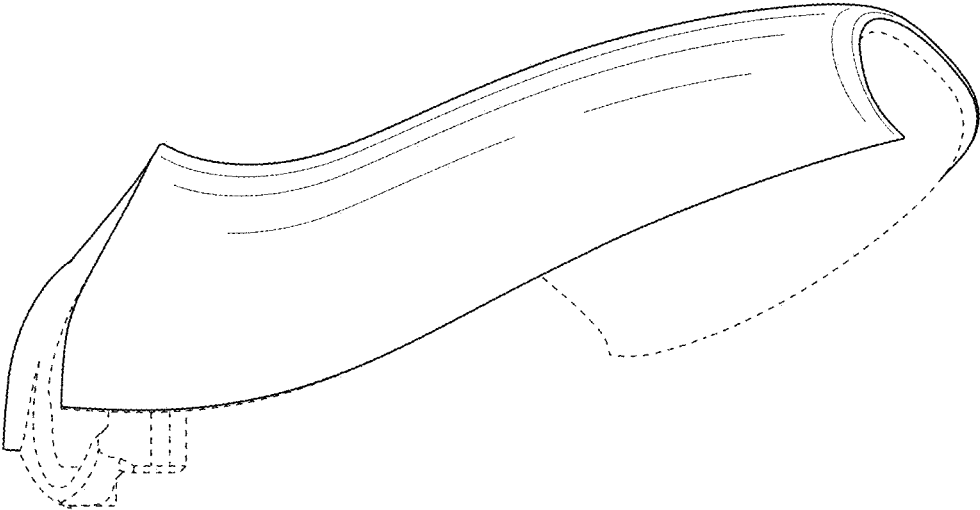


FIG. 6

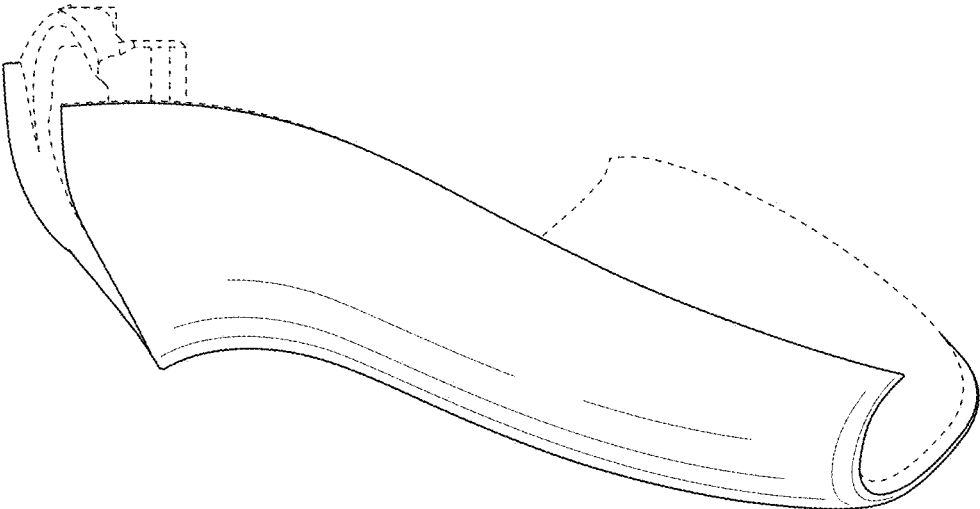


FIG. 5

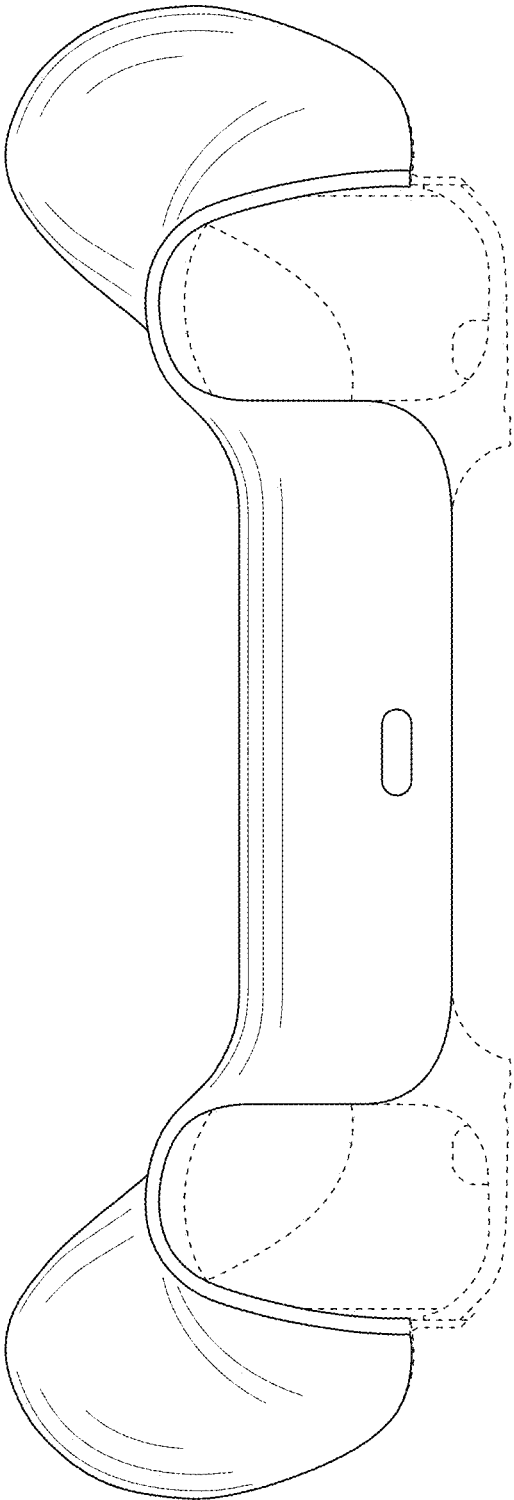


FIG. 7

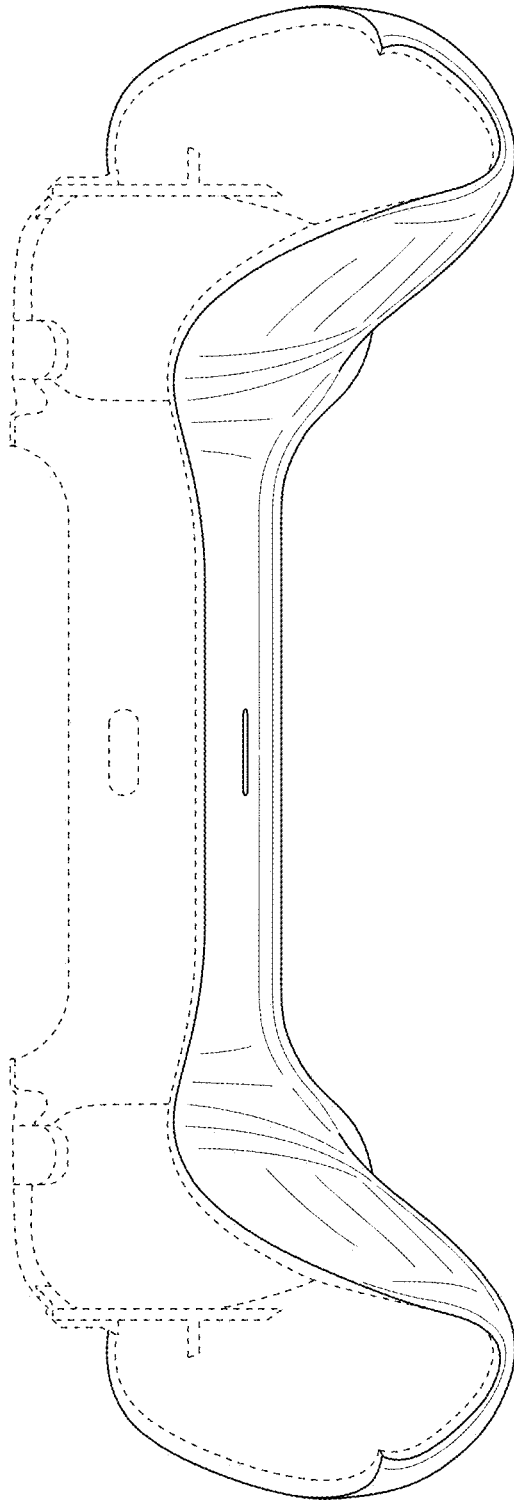


FIG. 8