



US00D330626S

United States Patent [19]

[11] Patent Number: **Des. 330,626**

McDonald et al.

[45] Date of Patent: **** Nov. 3, 1992**

[54] **SHOE UPPER**

[75] Inventors: **Steve C. McDonald, Portland; Allen W. Van Noy, Beaverton, both of Oreg.**

[73] Assignee: **Nike, Inc., Beaverton, Oreg.**

[**] Term: **14 Years**

[21] Appl. No.: **806,537**

[22] Filed: **Dec. 13, 1991**

[52] U.S. Cl. **D2/314; D2/309**

[58] Field of Search **D2/264, 265, 308-314; 36/45, 83, 84, 89, 102-107, 112-115, 132, 136**

[56] **References Cited**

U.S. PATENT DOCUMENTS

D. 293,159	12/1987	Sacre	D2/313
D. 301,389	6/1989	Miller	D2/314
D. 307,509	5/1990	Kittle	D2/314
D. 310,293	9/1990	Serna	D2/314
D. 311,268	10/1990	Hatfield	
D. 318,944	8/1991	Lucas	D2/314
D. 319,918	9/1991	Hatfield	D2/314
D. 321,084	10/1991	Miller	D2/265
D. 322,505	12/1991	Hatfield	D2/314
D. 322,710	12/1991	Allen	D2/314

D. 322,879	1/1982	Hatfield	D2/314
D. 325,665	4/1992	Kittle et al.	D2/314
D. 325,666	4/1992	Earle et al.	D2/314
D. 326,013	5/1992	Earle	D2/309 X

Primary Examiner—Louis S. Zarfes
Attorney, Agent, or Firm—Banner, Birch, McKie & Beckett

[57] **CLAIM**

The ornamental design for a shoe upper, as shown and described.

DESCRIPTION

FIG. 1 is a side elevational view of one side of a shoe upper showing our new design; FIG. 2 is a side elevational view of the other side of the shoe upper shown in FIG. 1; FIG. 3 is a front elevational view of the shoe upper shown in FIG. 1; FIG. 4 is a rear elevational view of the shoe upper shown in FIG. 1; and, FIG. 5 is a top plan view of the shoe upper shown in FIG. 1.

The broken line showing of a shoe sole, including the cupped vertical sides of the sole, is for environmental and illustrative purposes only and forms no part of the claimed design.

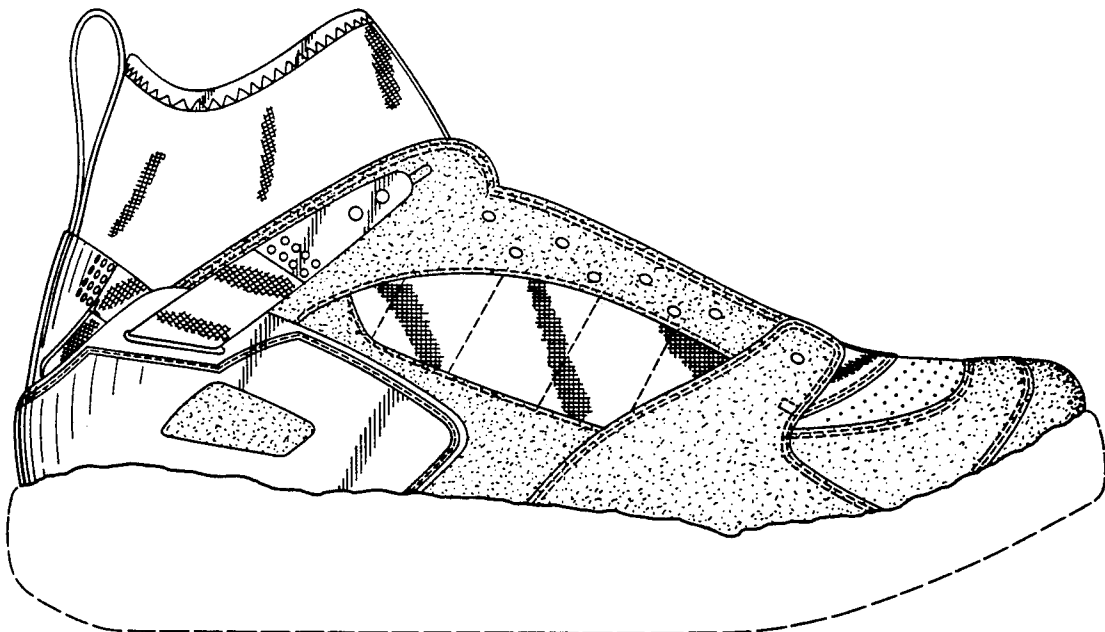
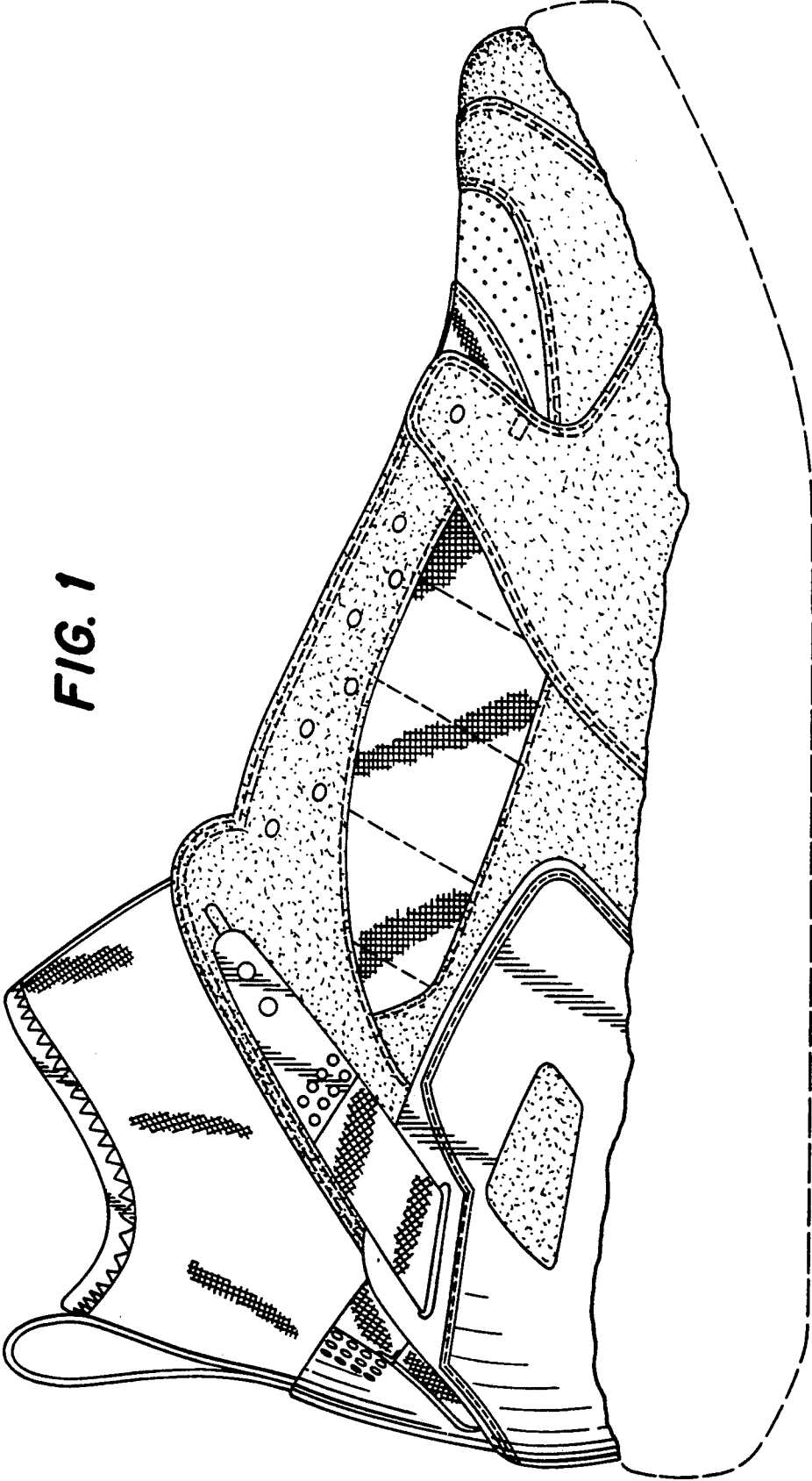


FIG. 1



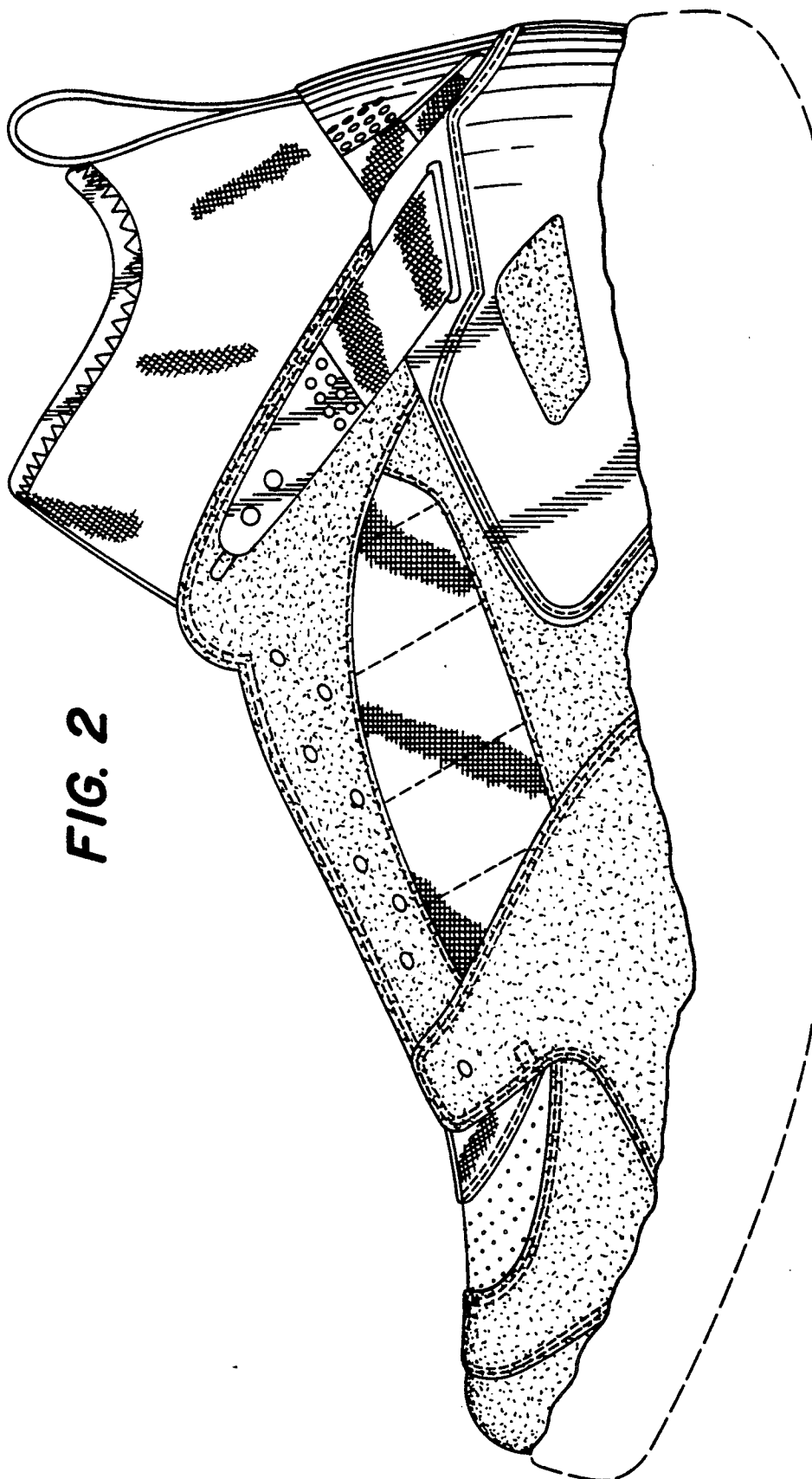


FIG. 2

FIG. 4

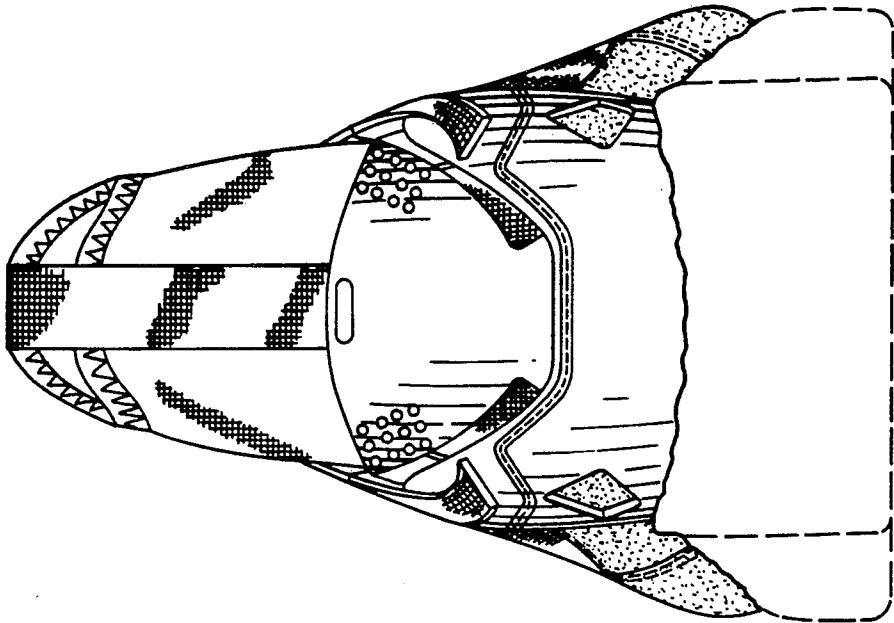


FIG. 3

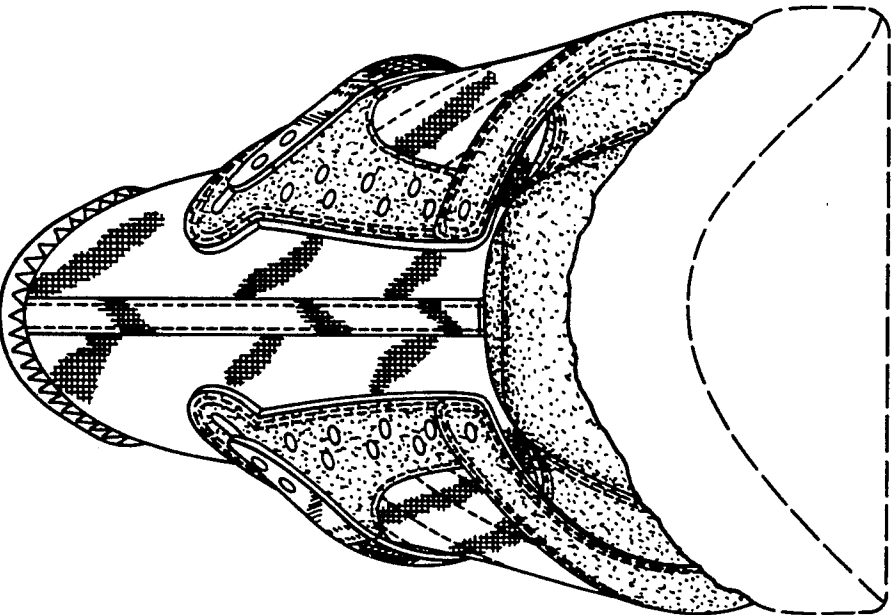


FIG. 5

