



US00D765825S

(12) **United States Design Patent** (10) **Patent No.:** **US D765,825 S**  
**O’Kane et al.** (45) **Date of Patent:** **\*\* Sep. 6, 2016**

(54) **FRAGRANCE WAX MELT BAR IN TRAY**  
(71) Applicant: **FAULTLESS STARCH/BON AMI COMPANY**, Kansas City, MO (US)  
(72) Inventors: **Catherine Ann O’Kane**, Kansas City, MO (US); **Joseph Michael Rowley, Jr.**, Fairway, KS (US)  
(73) Assignee: **FAULTLESS STARCH/BON AMI COMPANY**, Kansas City, MO (US)

(\*\*) Term: **15 Years**

(21) Appl. No.: **29/536,270**

(22) Filed: **Aug. 14, 2015**

(51) **LOC (10) Cl.** ..... **28-99**

(52) **U.S. Cl.**  
USPC ..... **D23/366**

(58) **Field of Classification Search**  
USPC ..... D23/355–369; D28/5, 6; 261/DIG. 17, 261/DIG. 42, DIG. 47, DIG. 55, DIG. 65, 261/DIG. 70, DIG. 88, DIG. 89; 392/386, 392/389, 394, 395, 403; 239/34, 44, 45, 53, 239/56; D2/121, 127; D7/357, 553.4, D7/553.8, 703; D9/762, 759, 756  
CPC ..... A61L 9/02; A61L 9/03; A61L 9/034; A61L 9/04; A61L 9/12; A61L 9/032; A61L 9/122; A61L 9/127; A61L 9/22

See application file for complete search history.

(56) **References Cited**  
U.S. PATENT DOCUMENTS  
D397,802 S \* 9/1998 Terry ..... D25/113  
D713,116 S \* 9/2014 Dingley ..... D1/121  
D719,718 S \* 12/2014 Schweitzer ..... D1/121

\* cited by examiner

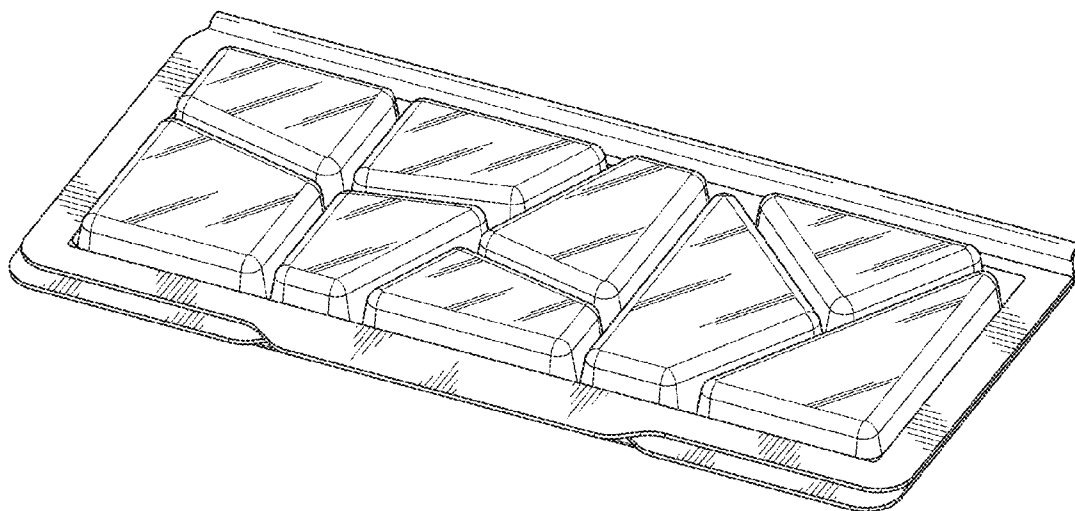
*Primary Examiner* — Sandra Snapp  
(74) *Attorney, Agent, or Firm* — Stinson Leonard Street LLP

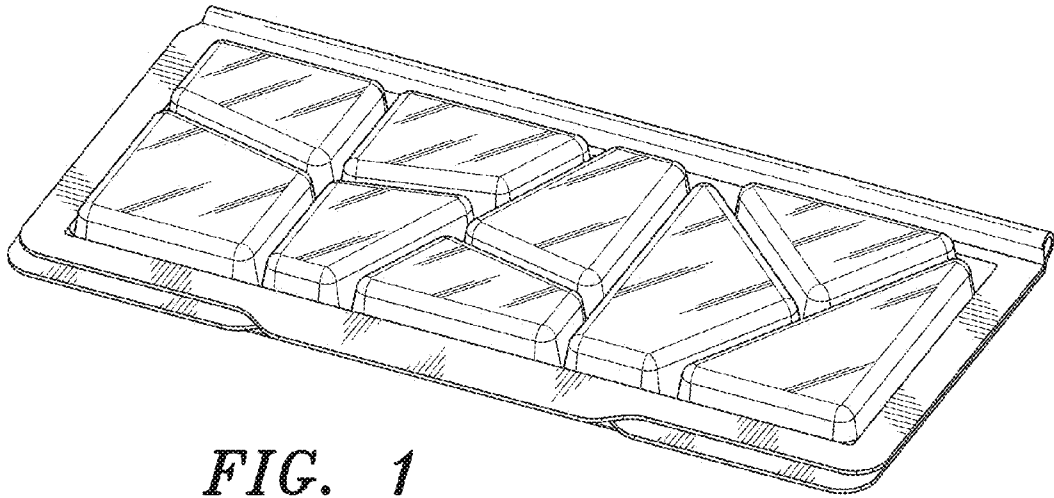
(57) **CLAIM**  
The ornamental design for a fragrance wax melt bar in tray, as shown and described.

**DESCRIPTION**

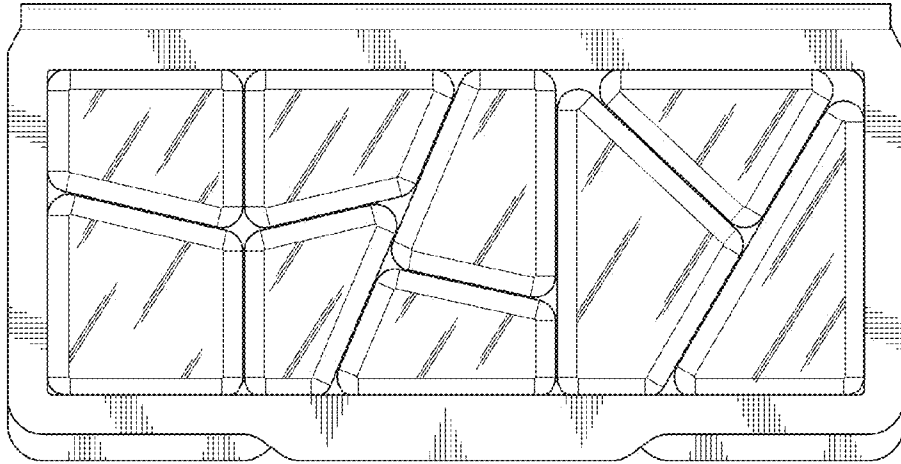
FIG. 1 is a front perspective view of the fragrance wax melt bar in tray;  
FIG. 2 is a top plan view of the fragrance wax melt bar in tray of FIG. 1;  
FIG. 3 is a bottom plan view of the fragrance wax melt bar in tray of FIG. 1;  
FIG. 4 is a front side elevational view of the fragrance wax melt bar in tray of FIG. 1;  
FIG. 5 is a rear side elevational view of the fragrance wax melt bar in tray of FIG. 1;  
FIG. 6 is a left elevational view of the fragrance wax melt bar in tray of FIG. 1; and,  
FIG. 7 is a right elevational view of the fragrance wax melt bar in tray of FIG. 1.

**1 Claim, 2 Drawing Sheets**

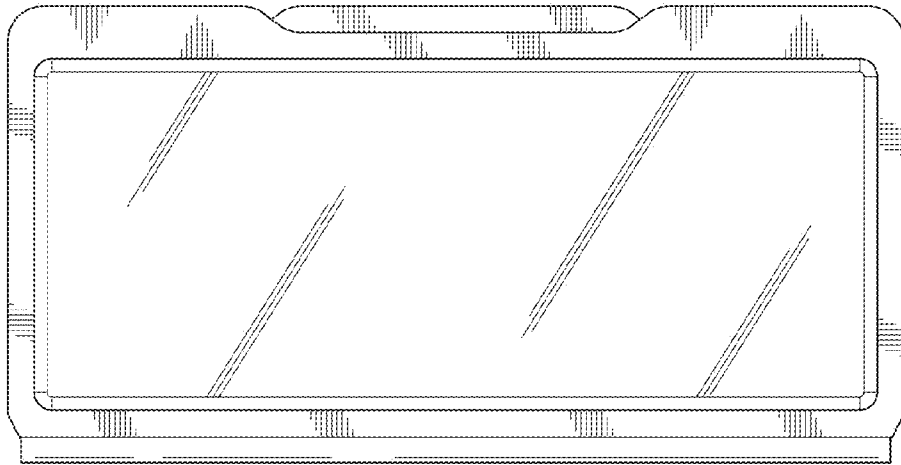





*FIG. 1*



*FIG. 2*



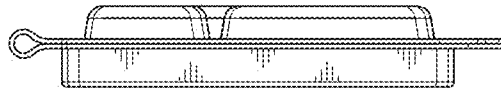
*FIG. 3*




*FIG. 4*



*FIG. 5*



*FIG. 6*



*FIG. 7*