



US00D979779S

(12) **United States Design Patent** (10) **Patent No.:** **US D979,779 S**  
**Anderson et al.** (45) **Date of Patent:** **\*\* Feb. 28, 2023**

(54) **LIGHT THERAPY CAP**  
(71) Applicant: **Kierr International, LLC**, Salt Lake City, UT (US)  
(72) Inventors: **Michael Anderson**, Butte, MT (US); **Raymond R. Blanche**, Chatham, NJ (US)  
(73) Assignee: **Kierr International, LLC**, Salt Lake City, UT (US)

10,688,315 B2 6/2020 Medendorp, Jr. et al.  
D896,977 S \* 9/2020 Chen ..... D29/102  
D897,548 S \* 9/2020 Liu ..... D24/200  
D920,529 S \* 5/2021 Liu ..... D24/209  
D927,086 S \* 8/2021 Lewis-Clark ..... D29/122  
D935,040 S \* 11/2021 Lay ..... D24/209  
D936,904 S \* 11/2021 Agustsson ..... D29/102  
2011/0015707 A1 \* 1/2011 Tucker ..... A61N 5/0617  
607/90  
2011/0092863 A1 4/2011 Kim et al.  
2017/0333730 A1 \* 11/2017 Hamid ..... A61N 5/0617  
2019/0054311 A1 \* 2/2019 Wasserbauer ..... A61N 5/0617  
(Continued)

(\*\*) Term: **15 Years**

FOREIGN PATENT DOCUMENTS

(21) Appl. No.: **29/772,902**  
(22) Filed: **Mar. 4, 2021**  
(51) **LOC (14) Cl.** ..... **28-03**  
(52) **U.S. Cl.**  
USPC ..... **D24/209**  
(58) **Field of Classification Search**  
USPC ..... D24/200, 209, 210, 214, 215; D29/102, D29/103, 122  
CPC ..... A61N 5/0616; A61N 5/0617; A61N 2005/0627; A61N 2005/0652; A61N 2005/0654; A61N 2005/0659; A61N 2005/0642; A61B 2018/1807; A61B 2018/00642; A61B 2018/00791  
See application file for complete search history.

AU 2017100133 A4 3/2017  
EP 3315169 B1 11/2019  
KR 102190554 B1 12/2020

*Primary Examiner* — Anhdao Doan  
(74) *Attorney, Agent, or Firm* — Thorpe, North & Western, LLP; Jed H. Hansen

(56) **References Cited**

U.S. PATENT DOCUMENTS

6,645,230 B2 11/2003 Whitehurst  
D640,793 S \* 6/2011 Britt ..... D24/209  
9,126,034 B1 9/2015 Deroberts  
D777,339 S \* 1/2017 Chen ..... D24/209  
9,833,633 B2 12/2017 Hamid et al.  
10,099,065 B2 10/2018 Pina  
D872,293 S \* 1/2020 Chen ..... D24/209  
10,525,278 B2 1/2020 Wasserbauer et al.  
10,639,497 B2 5/2020 Rabin et al.

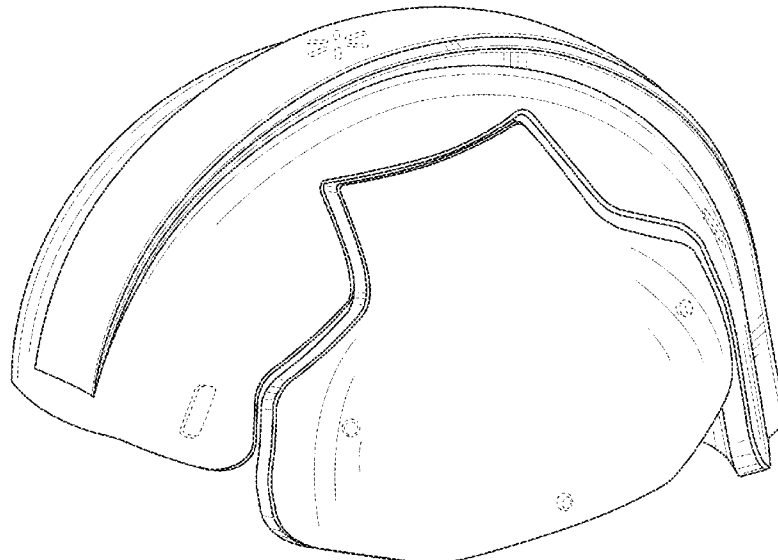
(57) **CLAIM**

The ornamental design for a light therapy cap, as shown and described.

**DESCRIPTION**

FIG. 1 is a perspective view of the light therapy cap in accordance with our invention;  
FIG. 2 is a side view of the light therapy cap shown in FIG. 1;  
FIG. 3 is an opposite side view of the light therapy cap shown in FIG. 2;  
FIG. 4 is a front view of FIG. 2;  
FIG. 5 is a back view of FIG. 2;  
FIG. 6 is a top view of FIG. 2; and  
FIG. 7 is a bottom view of FIG. 2.  
The broken lines depict portions of the light therapy cap that form no part of the claimed design.

**1 Claim, 7 Drawing Sheets**



(56)

**References Cited**

U.S. PATENT DOCUMENTS

2019/0143138 A1 5/2019 Segal et al.  
2020/0360712 A1 11/2020 Tai

\* cited by examiner

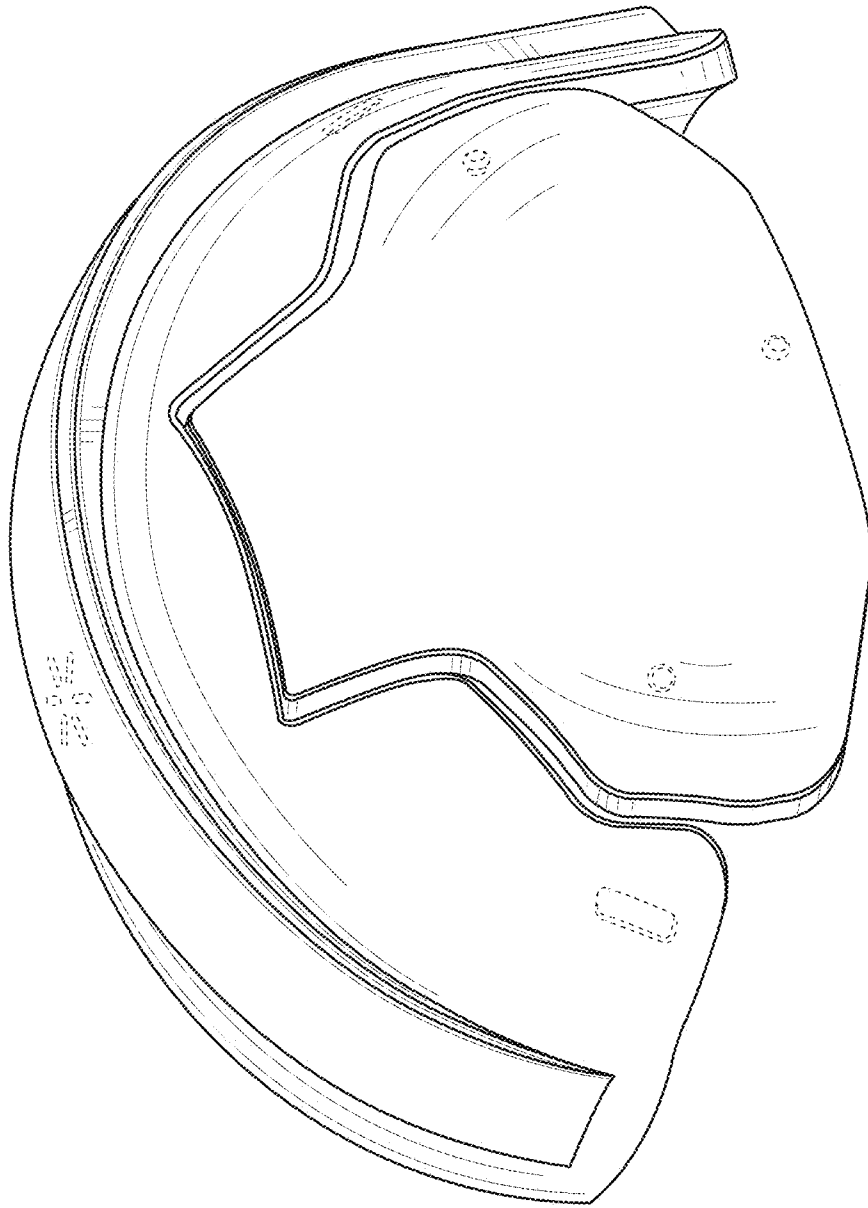


FIG. 1

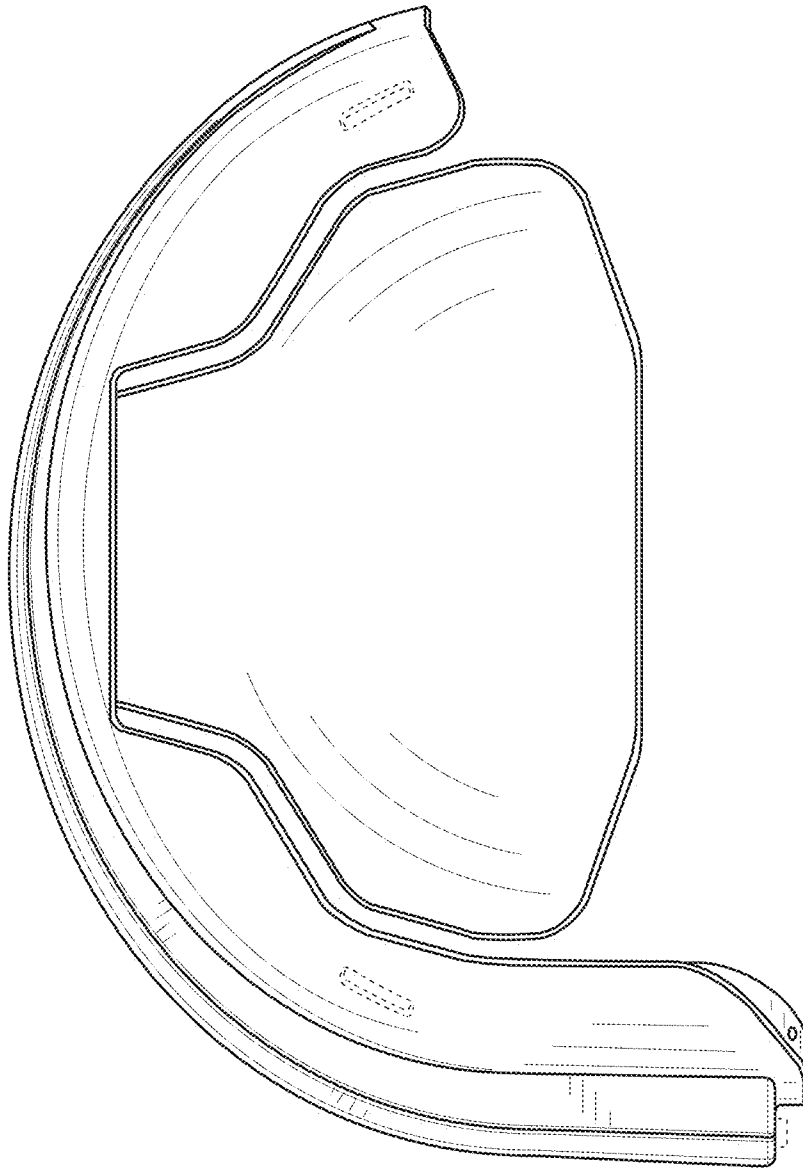


FIG. 2

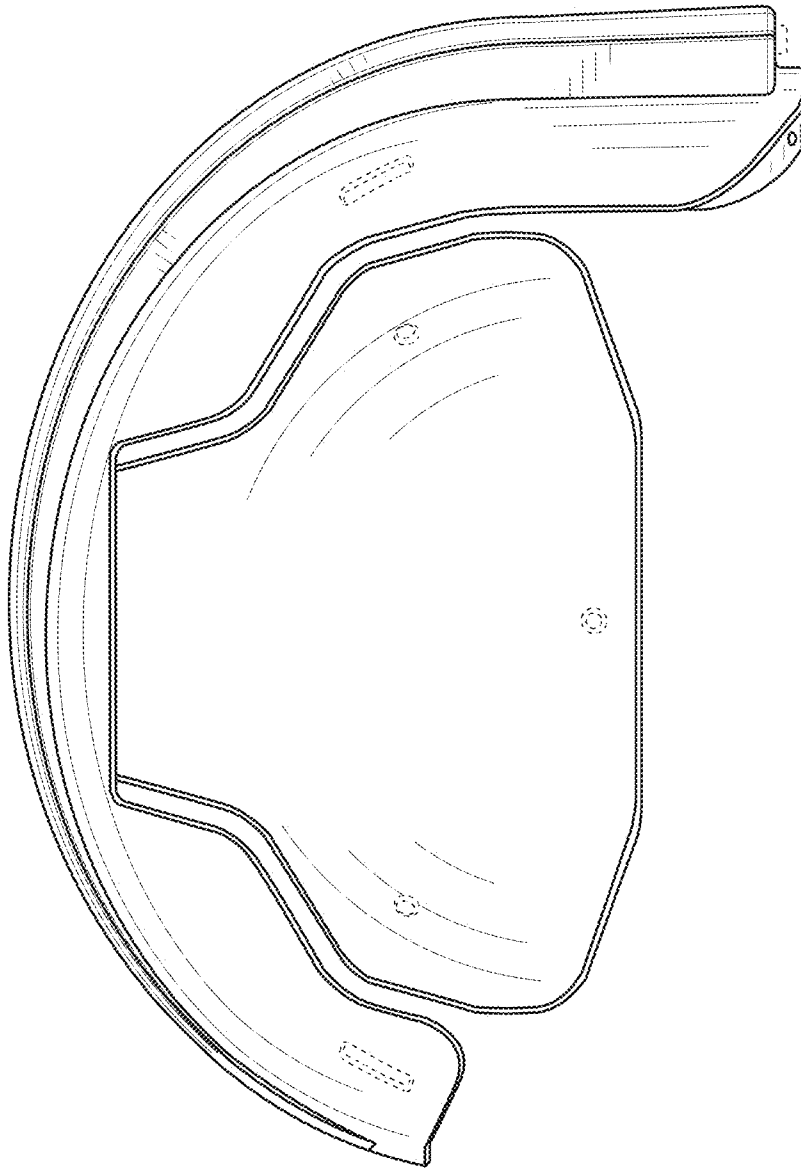


FIG. 3

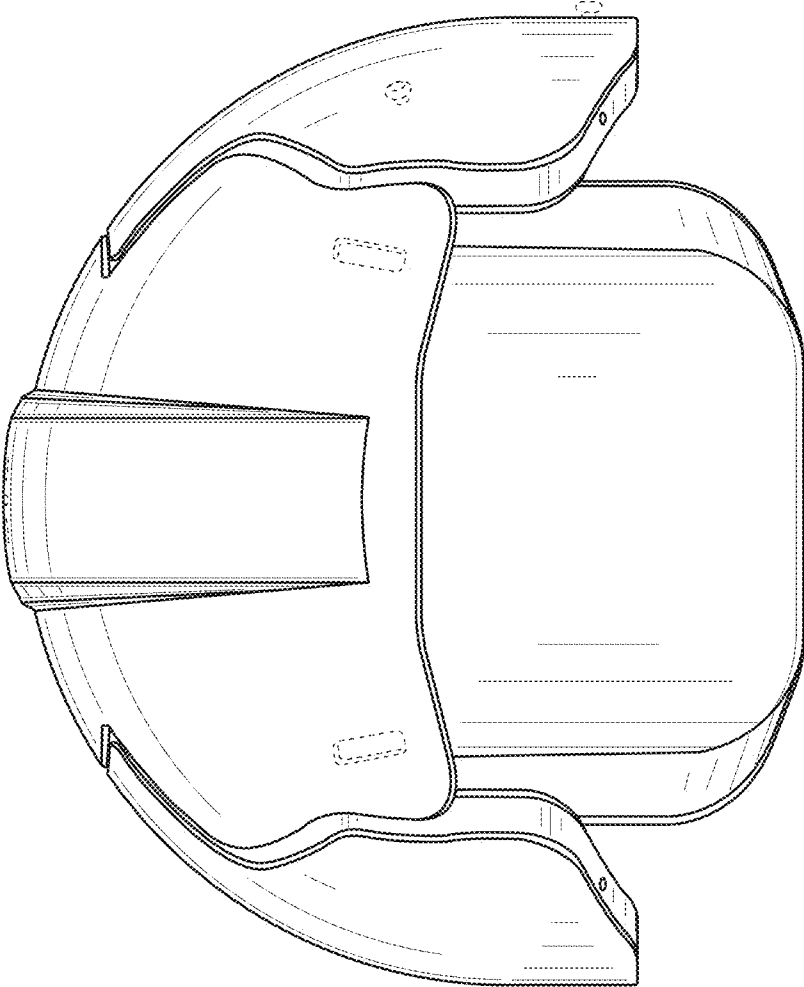


FIG. 4

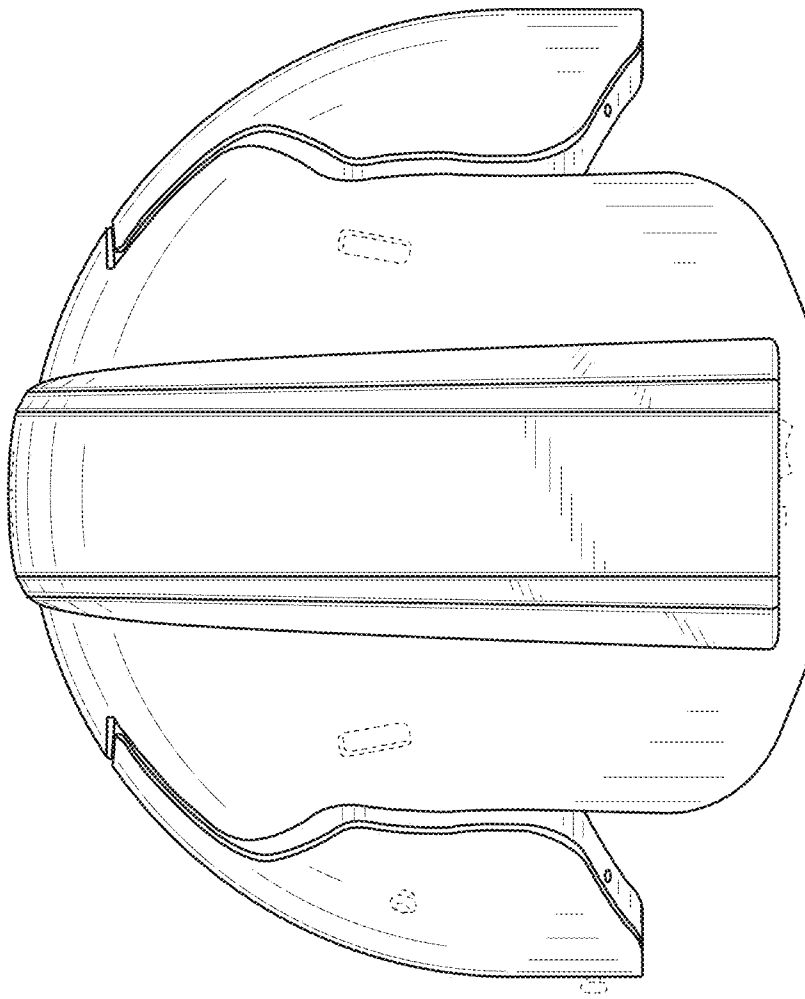


FIG. 5




FIG. 6



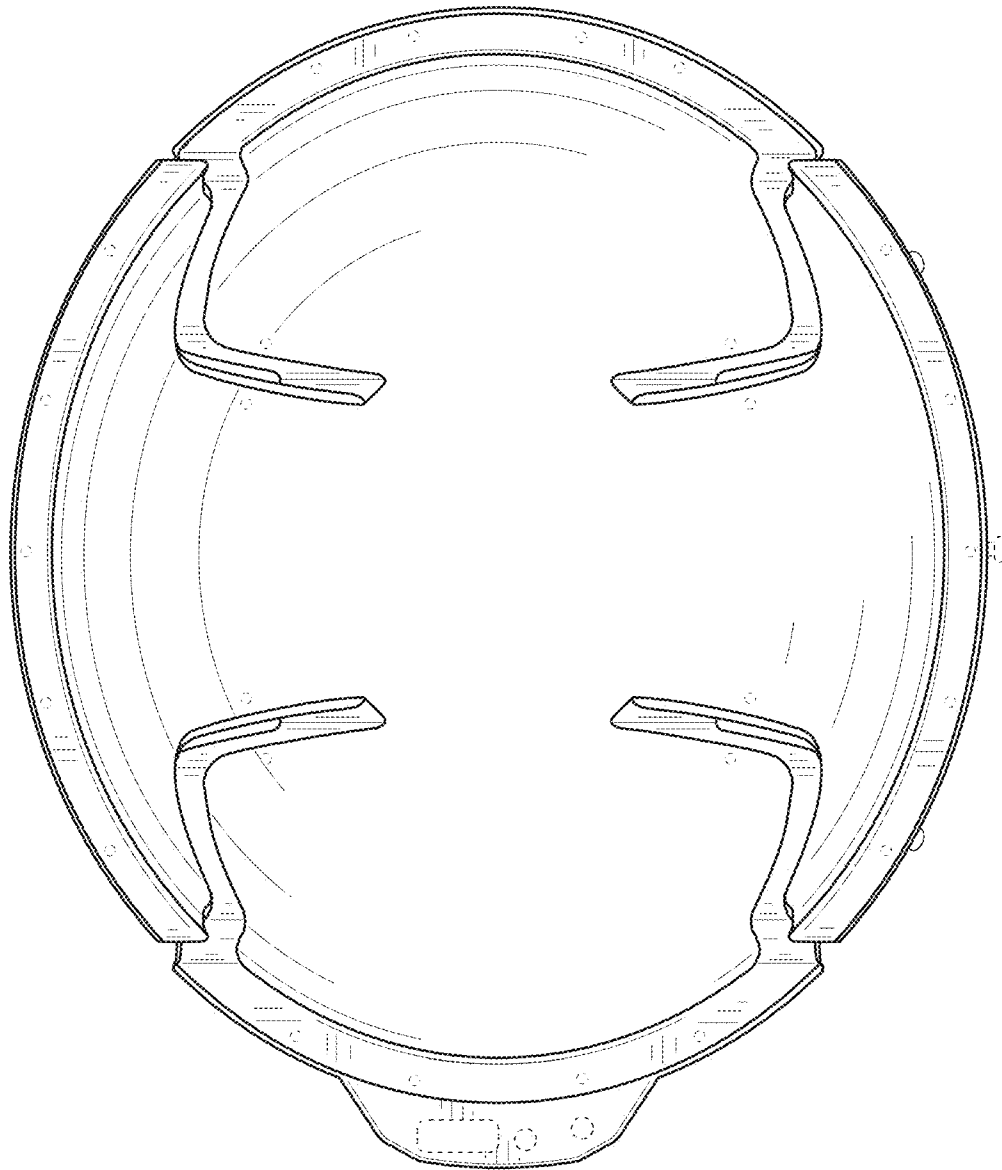


FIG. 7