



US00D836576S

(12) **United States Design Patent** (10) **Patent No.:** **US D836,576 S**  
**Kim et al.** (45) **Date of Patent:** **\*\* Dec. 25, 2018**

(54) **AUDIO VISUAL BOX FOR TELEVISION RECEIVER**

(71) Applicant: **LG ELECTRONICS INC.**, Seoul (KR)  
(72) Inventors: **Yooseok Kim**, Seoul (KR); **Sunha Park**, Seoul (KR); **Younsoo Kim**, Seoul (KR); **Byungmu Huh**, Seoul (KR)  
(73) Assignee: **LG ELECTRONICS INC.**, Seoul (KR)  
(\*\*) Term: **15 Years**

(21) Appl. No.: **35/503,189**

(22) Filed: **Dec. 12, 2016**

(80) **Hague Agreement Data**

Int. Filing Date: **Dec. 12, 2016**  
Int. Reg. No.: **DM/093971**  
Int. Reg. Date: **Dec. 12, 2016**  
Int. Reg. Pub. Date: **Jun. 16, 2017**

(30) **Foreign Application Priority Data**

Jun. 14, 2016 (KR) ..... 30-2016-0028739

(51) **LOC (11) Cl.** ..... **14-03**

(52) **U.S. Cl.**  
USPC ..... **D14/125**

(58) **Field of Classification Search**  
USPC ..... D14/125, 172, 194, 357-358, 496, 188, D14/204, 221, 242, 432  
CPC ..... H05K 5/02; H05K 5/03; G06F 1/16  
See application file for complete search history.

(56) **References Cited**

U.S. PATENT DOCUMENTS

D578,997	S	*	10/2008	Takuma	.....	D14/172
D672,749	S	*	12/2012	Onoue	.....	D14/214
D676,829	S	*	2/2013	Kaneko	.....	D14/204
D685,349	S	*	7/2013	Ohno	.....	D14/221
D721,352	S	*	1/2015	Kusano	.....	D14/204
D754,629	S	*	4/2016	Kim	.....	D14/204
D759,624	S	*	6/2016	Byrd	.....	D14/204
D759,629	S	*	6/2016	Kusano	.....	D14/214
D760,685	S	*	7/2016	Sugiura	.....	D14/204
D765,054	S	*	8/2016	Bast	.....	D14/204
D782,444	S	*	3/2017	Koo	.....	D14/214
D788,062	S	*	5/2017	Norrell	.....	D13/139.4
D815,609	S	*	4/2018	Moreno	.....	D14/125

\* cited by examiner

*Primary Examiner* — Michael A. Pratt  
(74) *Attorney, Agent, or Firm* — Birch, Stewart, Kolasch & Birch, LLP


(57) **CLAIM**

The ornamental design for audio visual box for a television receiver, as shown and described.


**DESCRIPTION**

1. Audio visual box for a television receiver  
**1.1** : Perspective  
**1.2** : Front  
**1.3** : Back  
**1.4** : Left  
**1.5** : Right  
**1.6** : Top  
**1.7** : Bottom  
**1.8** : Enlarged  
The broken lines shown in Figures 1.3 and 1.6 are for the purpose of illustrating portions of the audio visual box for a television receiver that form no part of the claimed design.

**1 Claim, 8 Drawing Sheets**



1.1



1.2



1.3




1.4




1.5



1.6



1.7





1.8

