



(12) **United States Design Patent**
N'Dri

(10) **Patent No.:** **US D915,669 S**
(45) **Date of Patent:** **** Apr. 6, 2021**

(54) **HAIR WASHING SPLASH GUARD DEVICE**

2004/0148692 A1* 8/2004 Johnson A45D 19/10
4/515
2009/0031476 A1* 2/2009 Ciesinski A45D 44/12
2/174
2009/0165188 A1 7/2009 Nies
2010/0138979 A1 6/2010 Thompson
2011/0154556 A1 6/2011 Ciesinski et al.

(71) Applicant: **Helene N. N'Dri**, Newark, DE (US)

(72) Inventor: **Helene N. N'Dri**, Newark, DE (US)

(**) Term: **15 Years**

* cited by examiner

(21) Appl. No.: **29/745,486**

(22) Filed: **Aug. 6, 2020**

Primary Examiner — Zenia I Bennett

(74) *Attorney, Agent, or Firm* — Hoang Steve Ngo

(51) **LOC (13) Cl.** **28-01**

(52) **U.S. Cl.**
USPC **D28/20**

(57) **CLAIM**

(58) **Field of Classification Search**
USPC D28/9, 20, 99
CPC A45D 19/00; A45D 19/14; A45D 19/18
See application file for complete search history.

The ornamental design for a hair washing splash guard device, as shown and described.

(56) **References Cited**


DESCRIPTION

U.S. PATENT DOCUMENTS

772,763	A	10/1904	Walters	
1,741,327	A	12/1929	Merlino	
1,764,912	A	6/1930	Caster-Udell	
2,032,898	A	3/1936	Wilson	
2,136,039	A	11/1938	Clancy	
2,424,352	A	7/1947	Conjurske	
2,435,100	A	1/1948	Rasmussen	
2,600,392	A	6/1952	Cancell	
2,637,853	A *	5/1953	Rochlin	A45D 20/42 2/174
4,481,680	A	11/1984	Mason et al.	
4,914,754	A *	4/1990	Ruth	A45D 19/18 2/171
5,012,534	A *	5/1991	McWhorter	A45D 19/10 132/212
5,235,709	A *	8/1993	Terlep	A45D 19/14 4/515
5,685,018	A *	11/1997	West	A45D 19/14 2/171
5,950,636	A *	9/1999	Hickey	A45D 2/46 132/200
7,310,827	B2	12/2007	Ciesinski et al.	

FIG. 1 a perspective, right side view of a hair washing splash guard device according to the present invention;
FIG. 2 is a perspective, left side view of the hair washing splash guard device of FIG. 1;
FIG. 3 is a top view of the hair washing splash guard device of FIG. 1;
FIG. 4 is a bottom view of the hair washing splash guard device of FIG. 1;
FIG. 5 is a right side view (and, alternatively, a left side view) of the hair washing splash guard device of FIG. 1;
FIG. 6 is a front view of the hair washing splash guard device of FIG. 1;
FIG. 7 is a front view of the hair washing splash guard device of FIG. 1; and,
FIG. 8 is a perspective, left side, environmental view of the hair washing splash guard device of FIG. 1.
The broken lines depicting a person in FIG. 8 of the drawing are for illustrative purposes only and form no part of the claimed design.

1 Claim, 7 Drawing Sheets



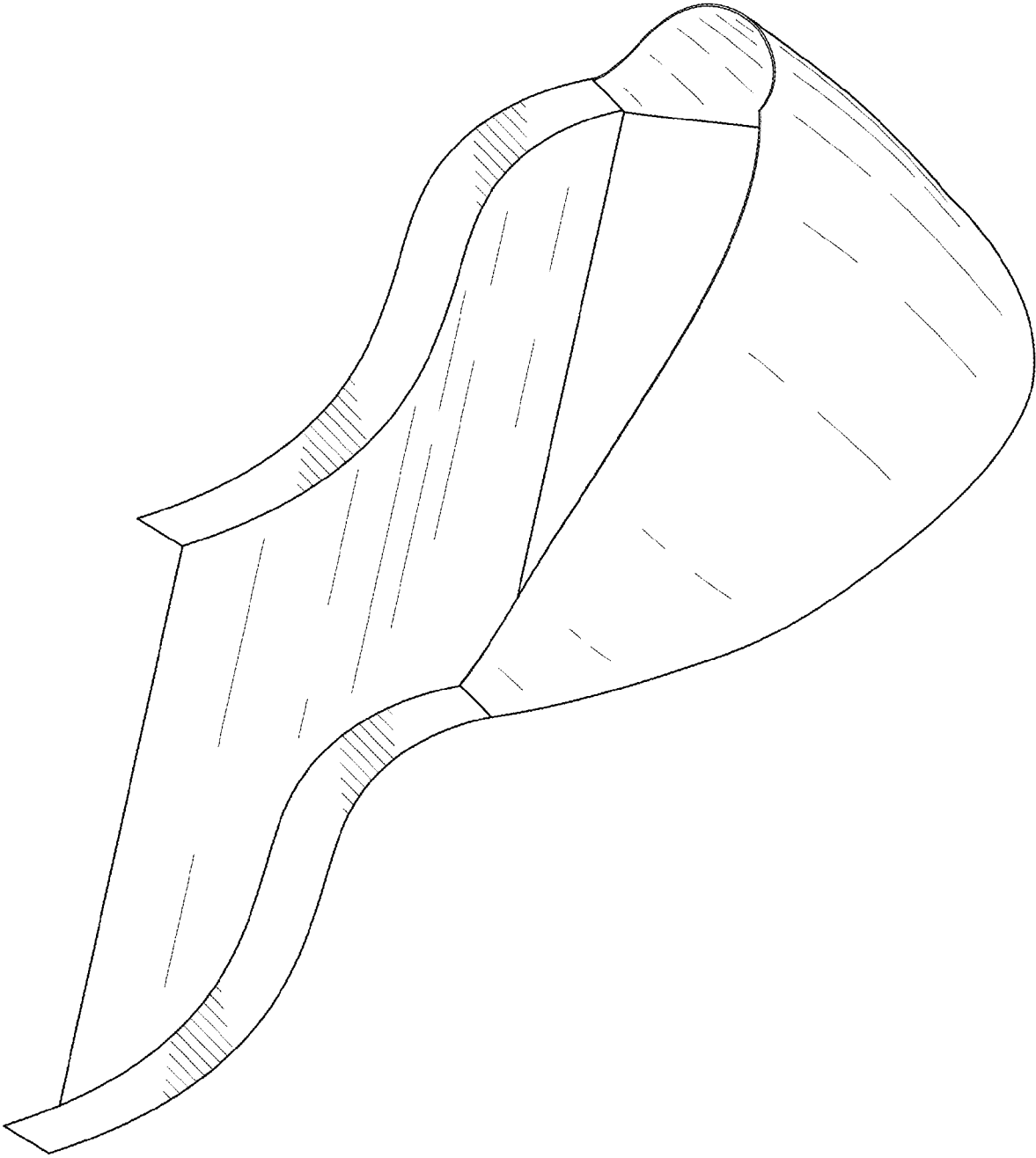


FIG. 1

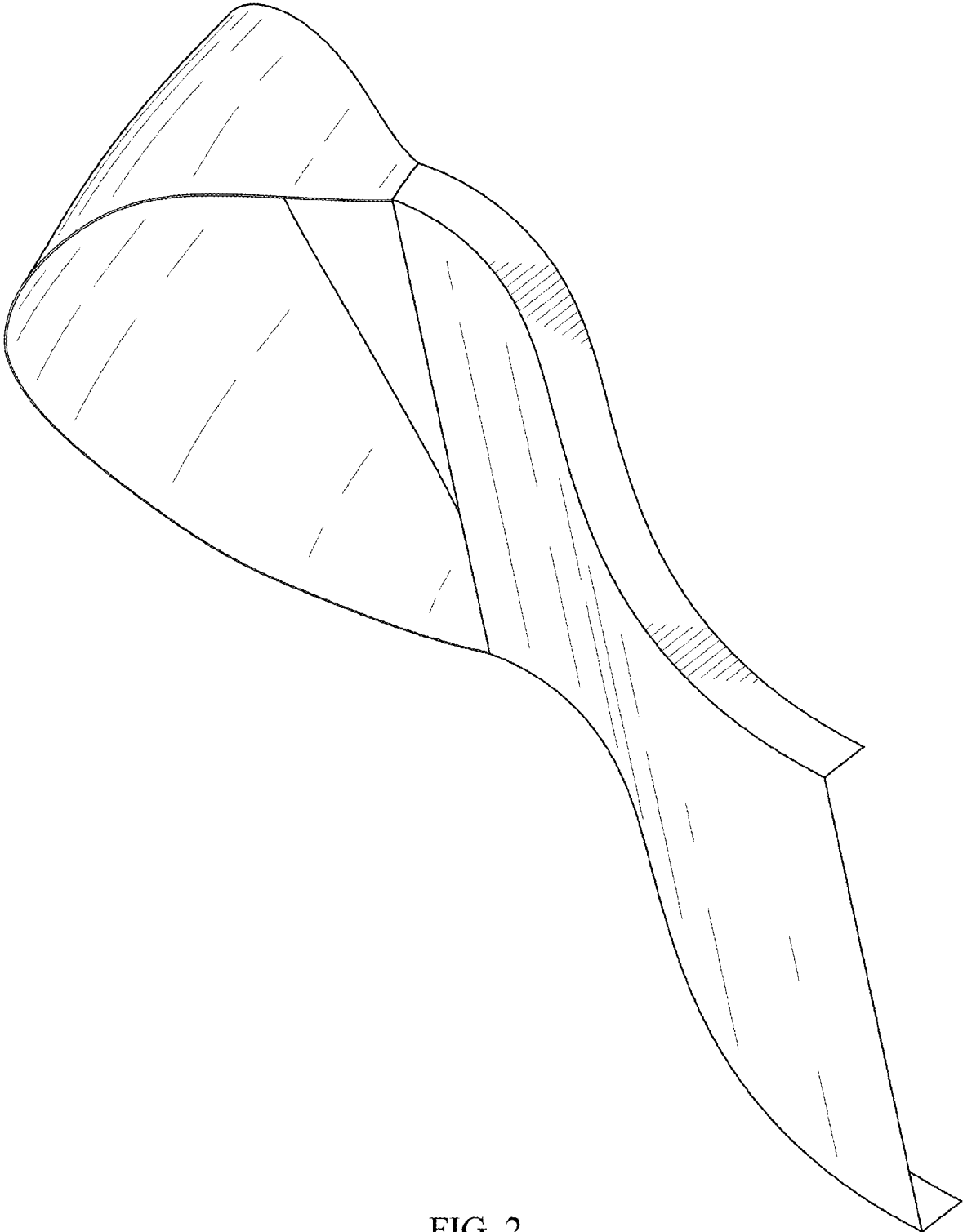


FIG. 2

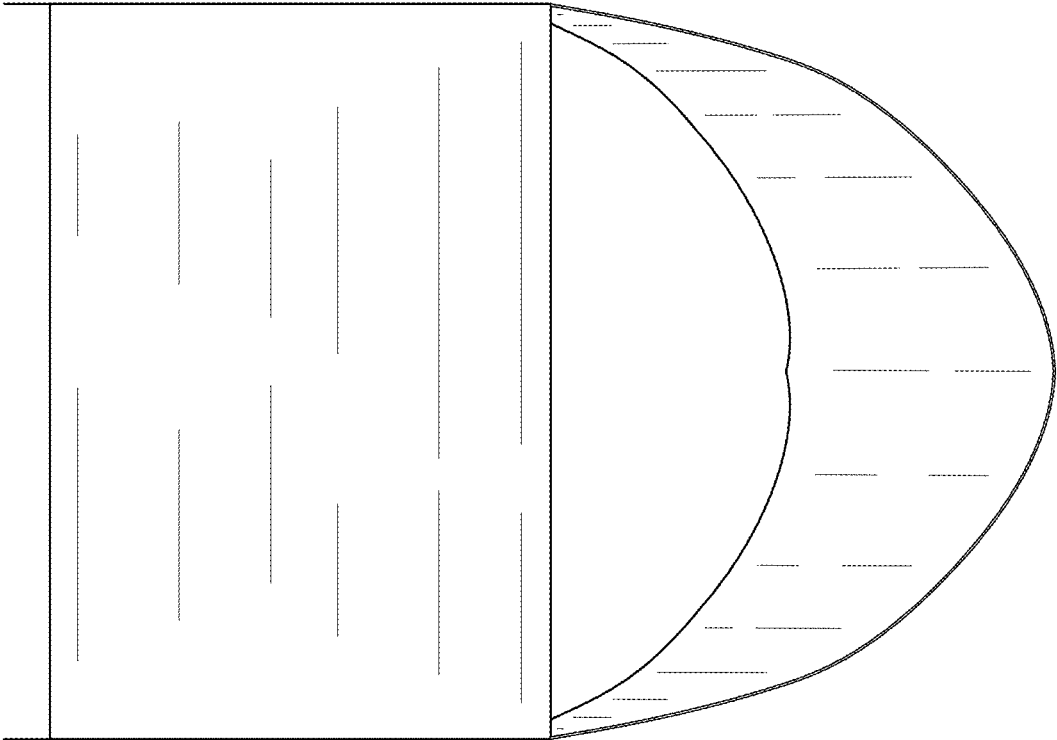


FIG. 3

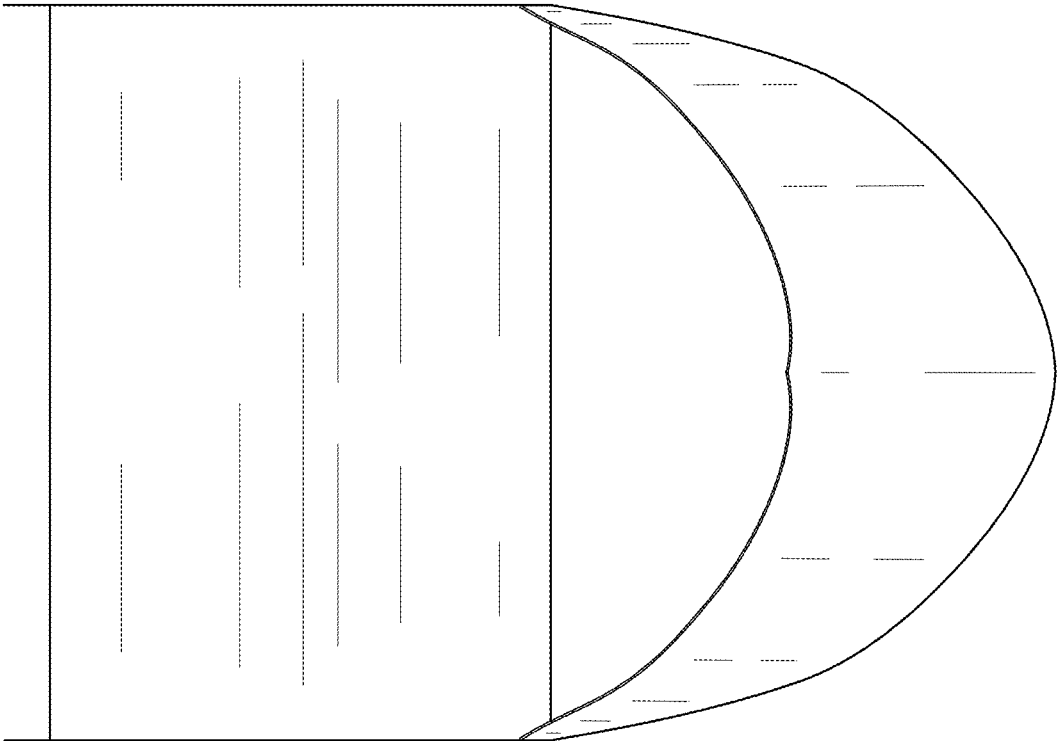


FIG. 4

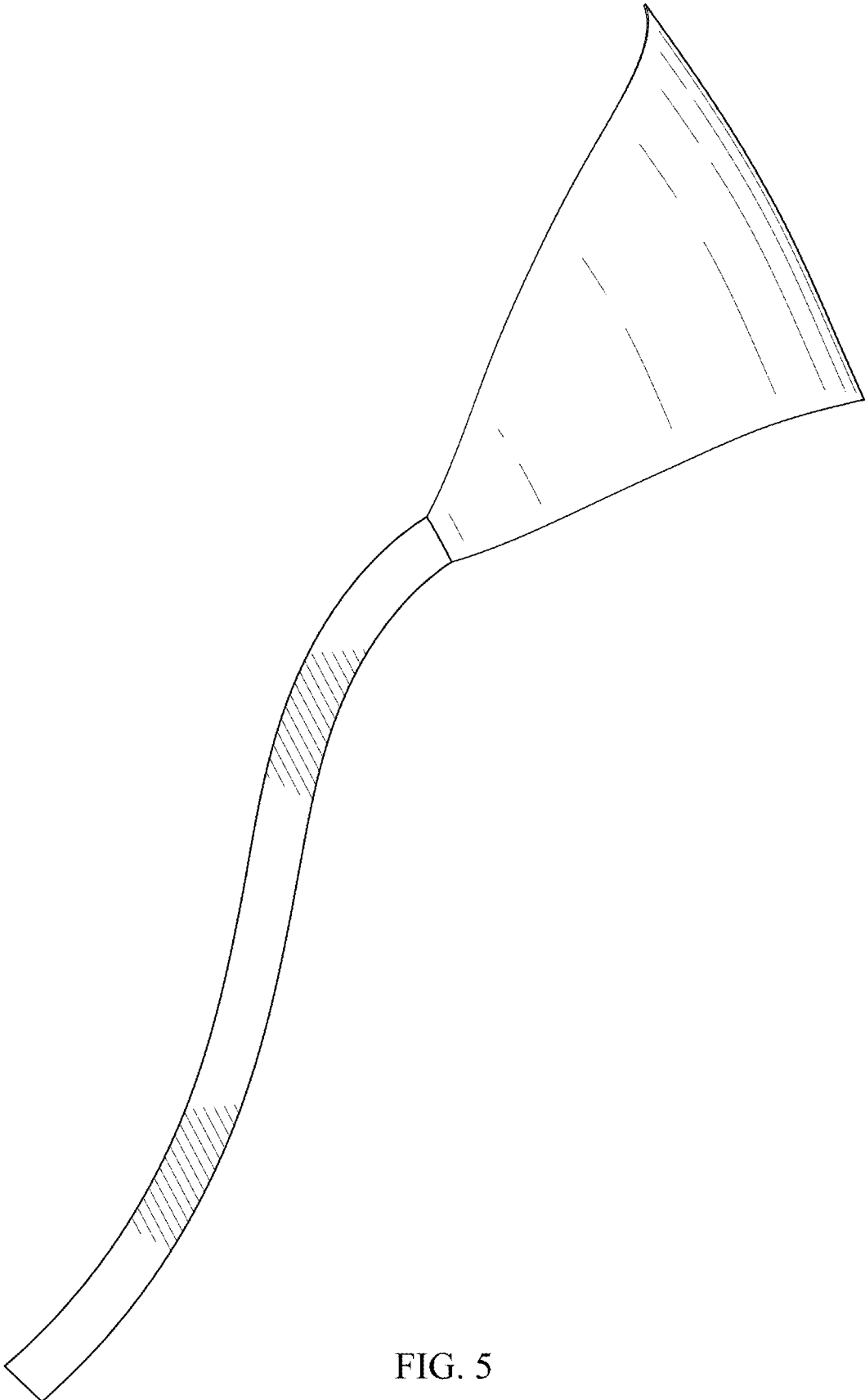


FIG. 5




FIG. 6




FIG. 7



FIG. 8