



US00D782411S

(12) **United States Design Patent**
Mischke et al.

(10) **Patent No.:** **US D782,411 S**

(45) **Date of Patent:** **** *Mar. 28, 2017**

(54) **CHARGING STAND**

(71) Applicant: **Hewlett-Packard Development Company, L.P.**, Houston, TX (US)

(72) Inventors: **Colleen F. Mischke**, Sunnyvale, CA (US); **Mark C. Solomon**, San Jose, CA (US); **John G. Muhlenkamp, IV**, El Dorado Hills, CA (US)

(73) Assignee: **Hewlett-Packard Development Company, L.P.**, Houston, TX (US)

(*) Notice: This patent is subject to a terminal disclaimer.

(**) Term: **14 Years**

(21) Appl. No.: **29/481,276**

(22) Filed: **Feb. 4, 2014**

(51) **LOC (10) Cl.** **13-02**

(52) **U.S. Cl.**
USPC **D13/108**

(58) **Field of Classification Search**
USPC D13/102, 107, 108, 109, 110, 118, 119, D13/184, 199; D14/251, 253, 432, 434, 320/107, 115
CPC H02J 7/0044; H02J 7/025; H02J 7/0027
See application file for complete search history.

(56) **References Cited**

U.S. PATENT DOCUMENTS

D279,185 S *	6/1985	Felix et al.	D14/251
D429,242 S *	8/2000	Sun	D14/253
D511,492 S *	11/2005	Allende Fritsch	D13/108
D553,106 S *	10/2007	Griffin	D14/434
D554,116 S *	10/2007	Liu et al.	D14/253
D558,774 S *	1/2008	Najima	D14/447
D580,441 S *	11/2008	Mori	D14/434

D610,084 S *	2/2010	Christopher	D13/107
7,708,240 B2 *	5/2010	Homer et al.	248/130
D635,918 S *	4/2011	Le et al.	D13/108
D642,519 S *	8/2011	Woo et al.	D13/108
D646,268 S *	10/2011	DeLorenzo et al.	D14/253
D652,834 S *	1/2012	Jones et al.	D14/434
D653,666 S *	2/2012	Zhou	D14/434
D667,004 S *	9/2012	Goodrich	D14/253
D667,012 S *	9/2012	Chen et al.	D14/447
D669,028 S *	10/2012	Ino et al.	D13/108
D684,963 S *	6/2013	Goodrich	D14/253
D690,708 S *	10/2013	Smith et al.	D14/447

(Continued)

Primary Examiner — Derrick Holland

Assistant Examiner — Jennifer O King

(74) *Attorney, Agent, or Firm* — Rathe Lindenbaum LLP

(57) **CLAIM**

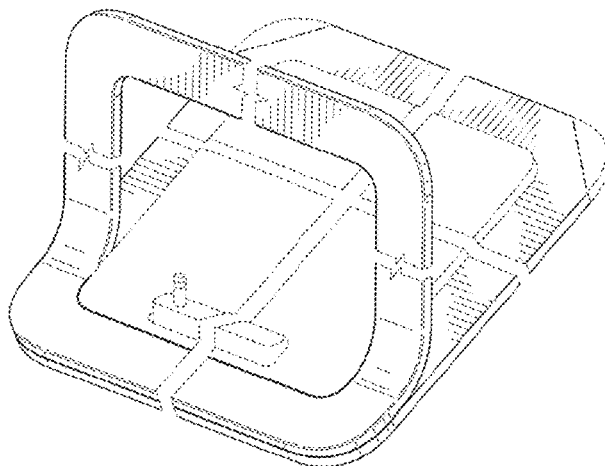
We claim the ornamental design for a charging stand, as shown and described.

DESCRIPTION

FIG. 1 is a front perspective view of a charging stand; FIG. 2 is a front view thereof; FIG. 3 is a rear view thereof; FIG. 4 is a right side view thereof; FIG. 5 is a left side view thereof; FIG. 6 is a top view thereof; and, FIG. 7 is a bottom view thereof.

The broken lines shown represent unclaimed subject matter only and form no part of the claim. Where the dot-dash broken lines about the shaded surface it is understood that those broken lines represent and unclaimed boundary between claimed and unclaimed surfaces. None of the broken lines form any part of the claimed design. The charging stand is shown with symbolic breaks in its length. The appearance of any portion of the article between the break lines forms no part of the claimed design.

1 Claim, 5 Drawing Sheets



(56)

References Cited

U.S. PATENT DOCUMENTS

D711,885 S * 8/2014 Ohshima et al. D14/434
2005/0084747 A1* 4/2005 Allen et al. 429/97

* cited by examiner

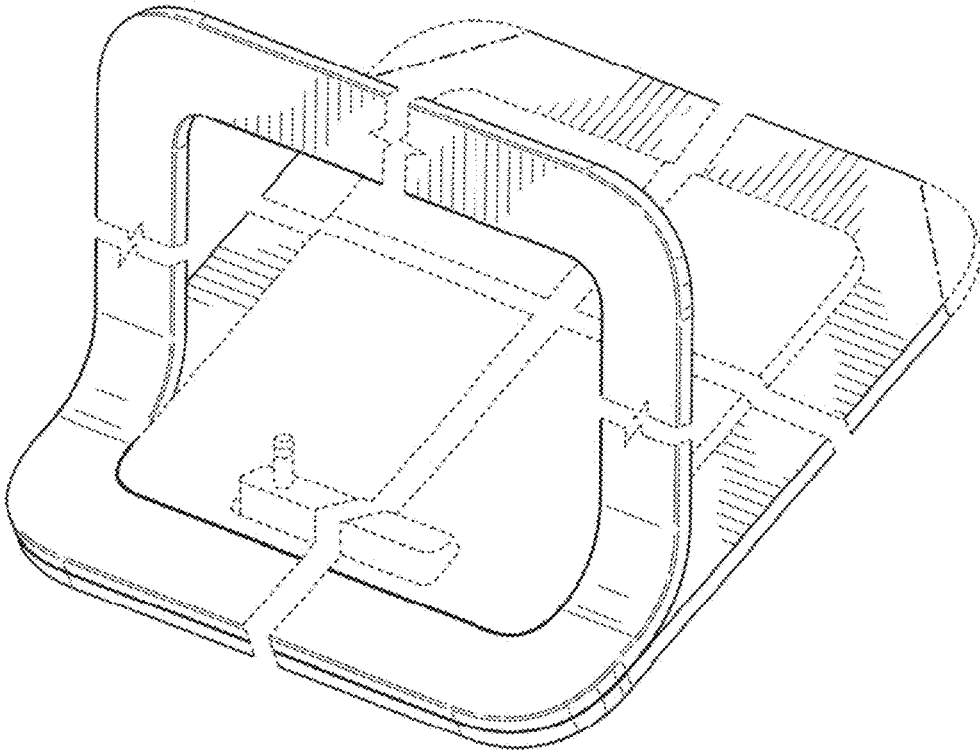


FIG. 1

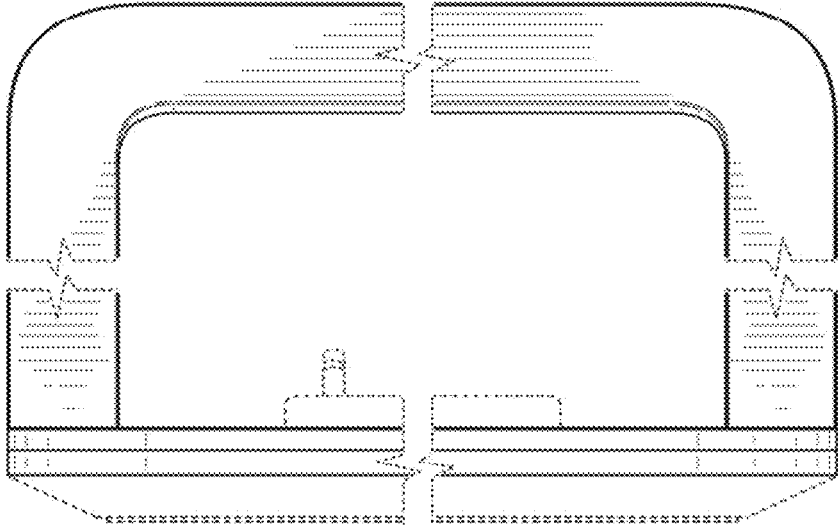


FIG. 2

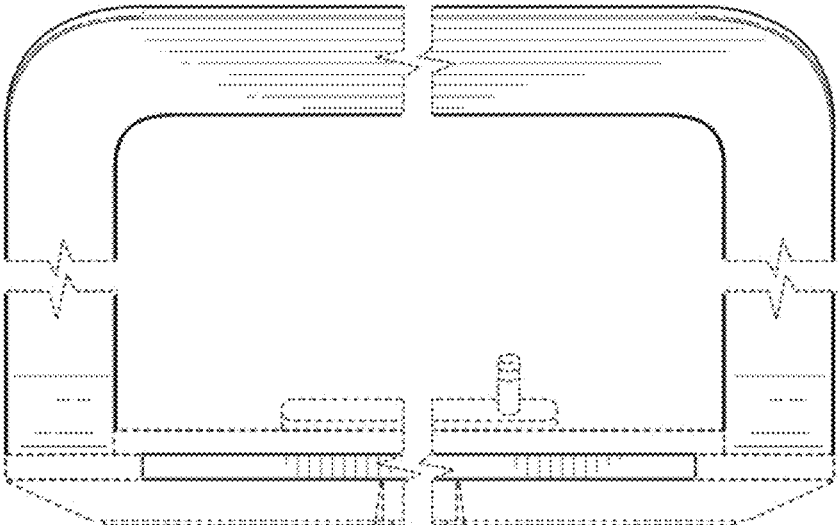


FIG. 3

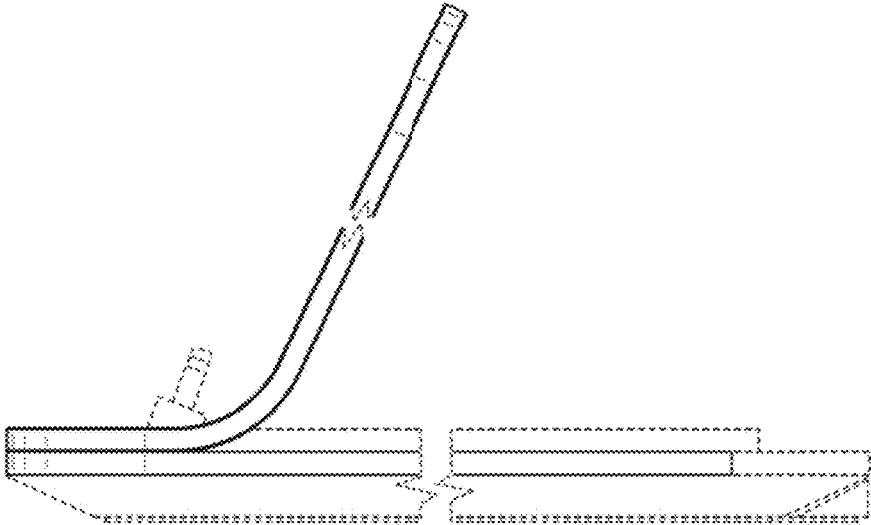


FIG. 4

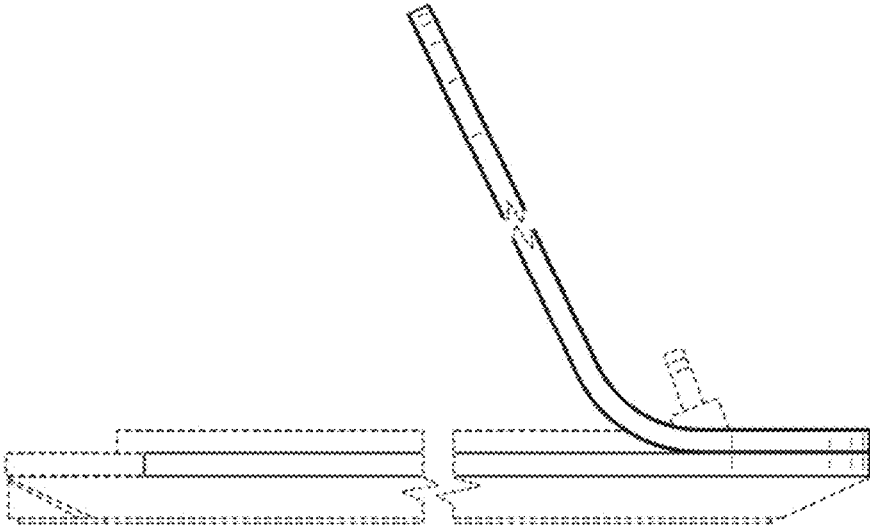


FIG. 5

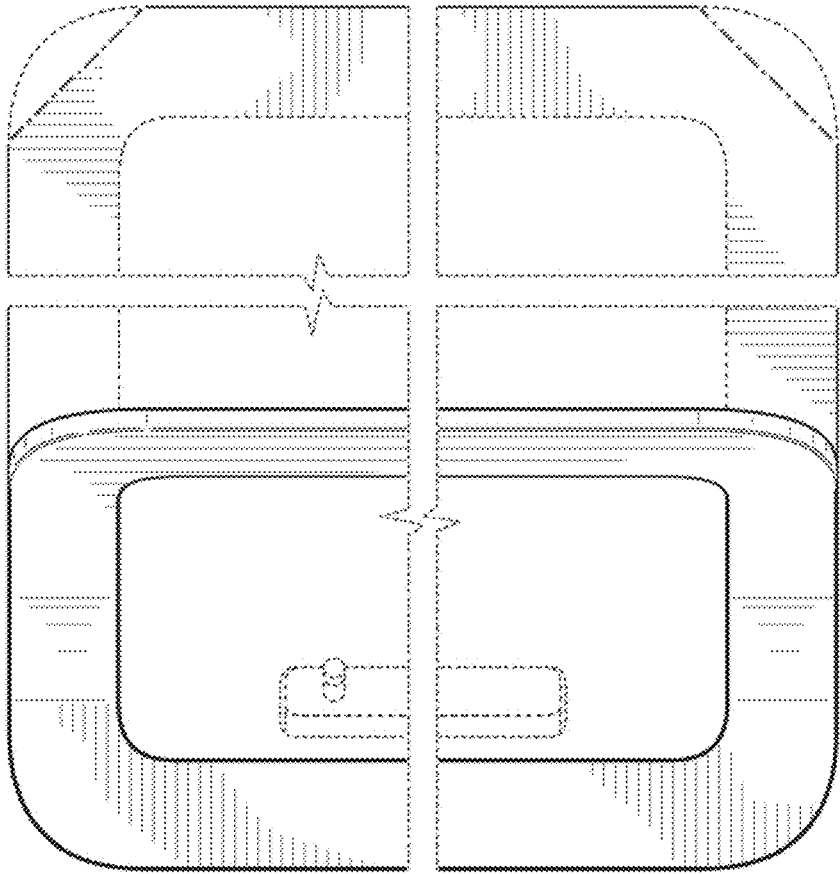


FIG. 6

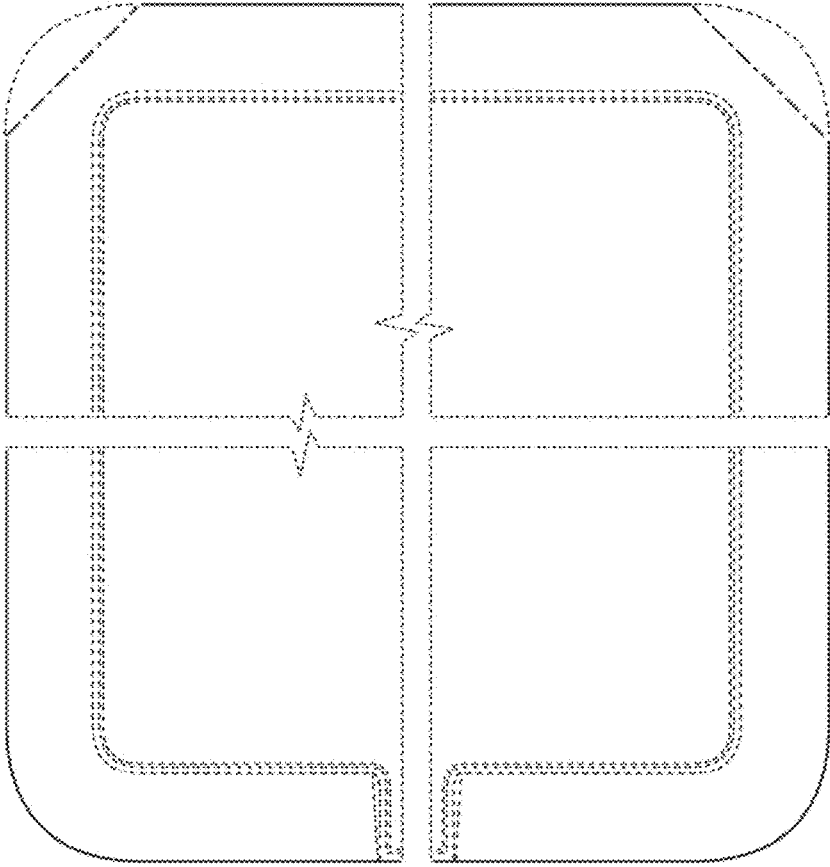


FIG. 7