



US00D791901S

(12) **United States Design Patent**
Swan et al.

(10) **Patent No.:** **US D791,901 S**

(45) **Date of Patent:** **** Jul. 11, 2017**

- (54) **FIREARM MAGAZINE HOLDER**
- (71) Applicant: **S & S PRECISION, LLC**, Virginia Beach, VA (US)
- (72) Inventors: **Johnny E. Swan**, Virginia Beach, VA (US); **Andrew Borland**, Virginia Beach, VA (US); **William-Joseph Basan Elizalde**, Virginia Beach, VA (US); **Adam John Lauser, Jr.**, Virginia Beach, VA (US)
- (73) Assignee: **S&S Precision, LLC**, Virginia Beach, VA (US)

D738,454 S * 9/2015 Smith D22/108
 2006/0242877 A1* 11/2006 Clifton, Jr. F41A 9/68
 42/49.01
 2011/0107645 A1* 5/2011 Faifer F41A 9/63
 42/90
 2012/0311911 A1* 12/2012 Nelson F41A 9/65
 42/90

* cited by examiner

Primary Examiner — Michael A Pratt
(74) *Attorney, Agent, or Firm* — Tanner IP, PLLC

(**) Term: **15 Years**
(21) Appl. No.: **29/550,678**

(57) **CLAIM**

The ornamental design for a firearm magazine holder, as shown and described.

- (22) Filed: **Jan. 6, 2016**
- (51) **LOC (10) Cl.** **22-01**
- (52) **U.S. Cl.**
USPC **D22/108**
- (58) **Field of Classification Search**
USPC D21/572–573; D22/108
CPC F41A 9/70; F41A 9/65; F41A 9/71; F41A 9/68; F41A 9/69; F41A 11/02; F41A 9/61; F41A 9/00; F41A 9/17; F41A 9/23; F41A 9/34; F41A 9/84
See application file for complete search history.

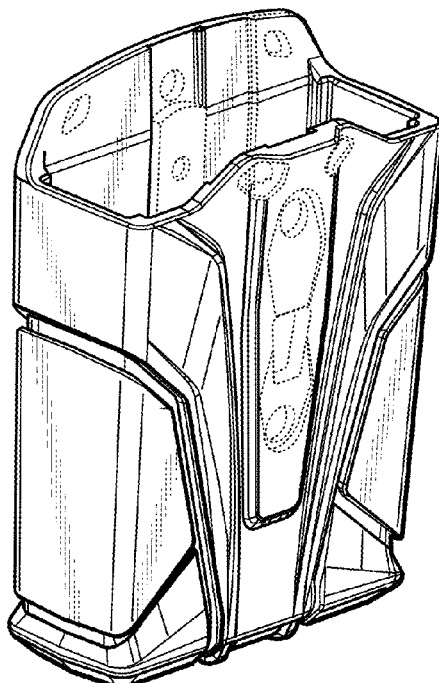
DESCRIPTION

FIG. 1 is a front perspective view of a first embodiment of a firearm magazine holder showing our new design; FIG. 2 is a top plan view thereof; FIG. 3 is a front view thereof; FIG. 4 is a right side view thereof; FIG. 5 is a left side view thereof; FIG. 6 is a rear view thereof; FIG. 7 is a bottom plan view thereof; and, FIG. 8 is a front perspective view of a second embodiment of a firearm magazine holder, including two magazine holders attached to one another. The broken line portions showing surface relief, holes and/or attachment means in FIGS. 1-8 are shown to illustrate environment only and form no part of the claimed design.

(56) **References Cited**
U.S. PATENT DOCUMENTS

D689,581 S * 9/2013 Fitzpatrick D22/108
D736,885 S * 8/2015 Swan D22/108

1 Claim, 3 Drawing Sheets



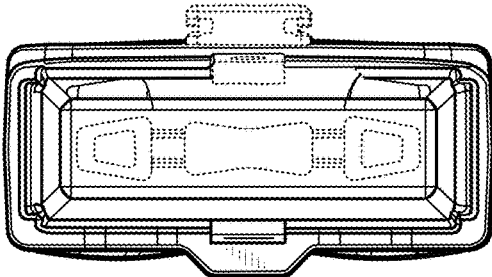


FIG. 2

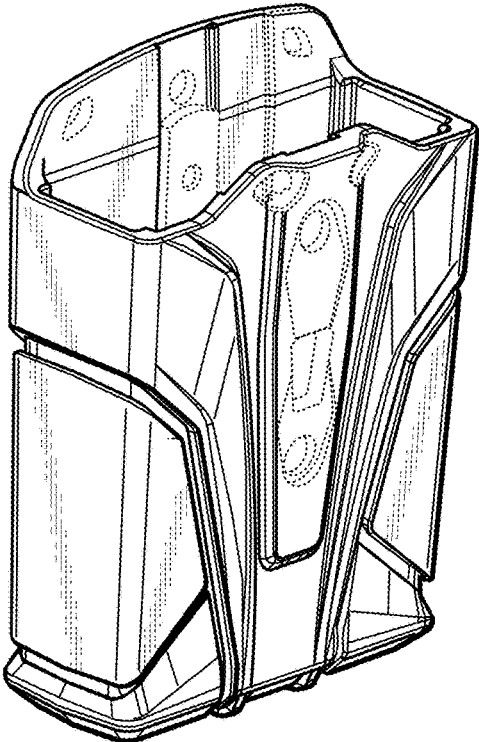


FIG. 1

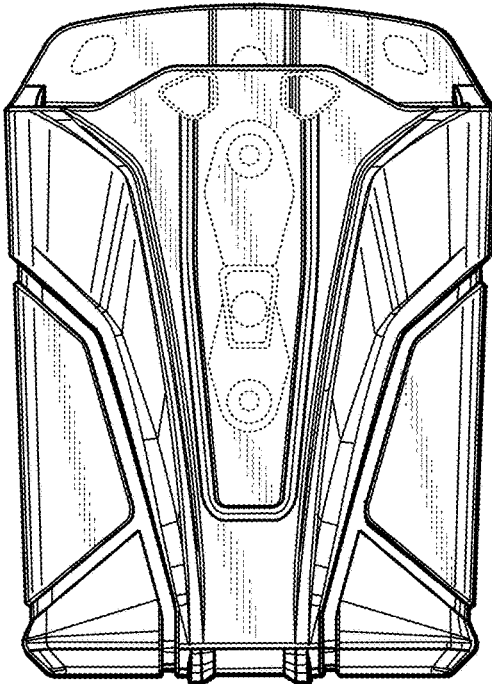


FIG. 3

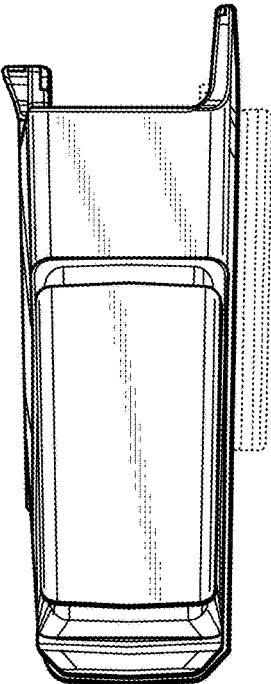


FIG. 4

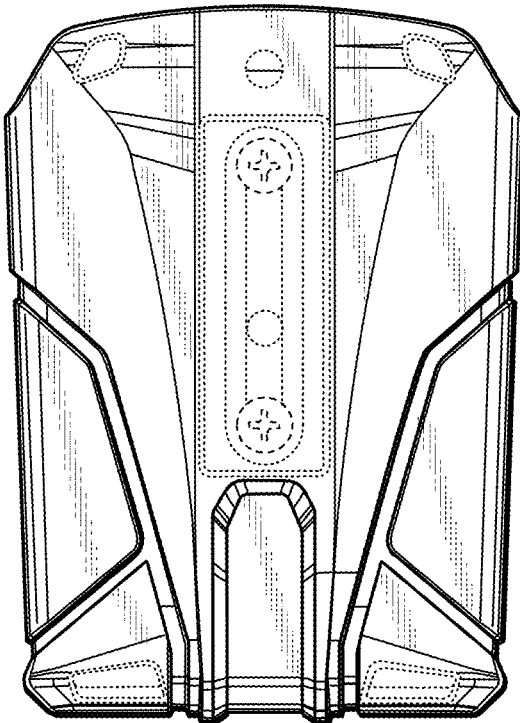


FIG. 6

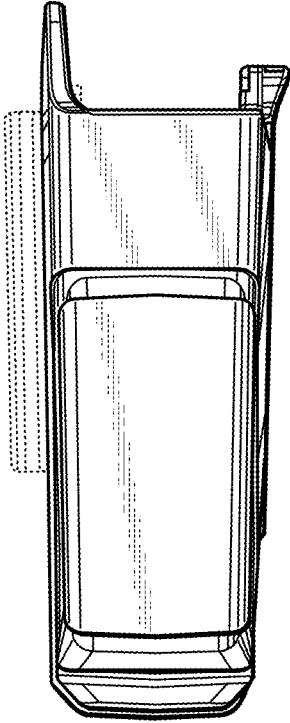


FIG. 5

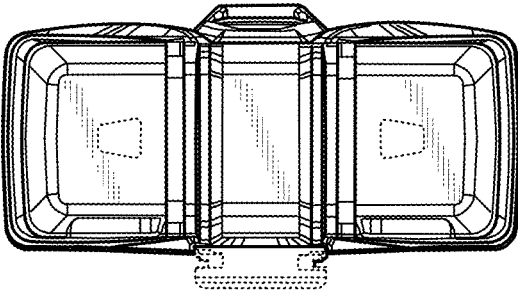


FIG. 7

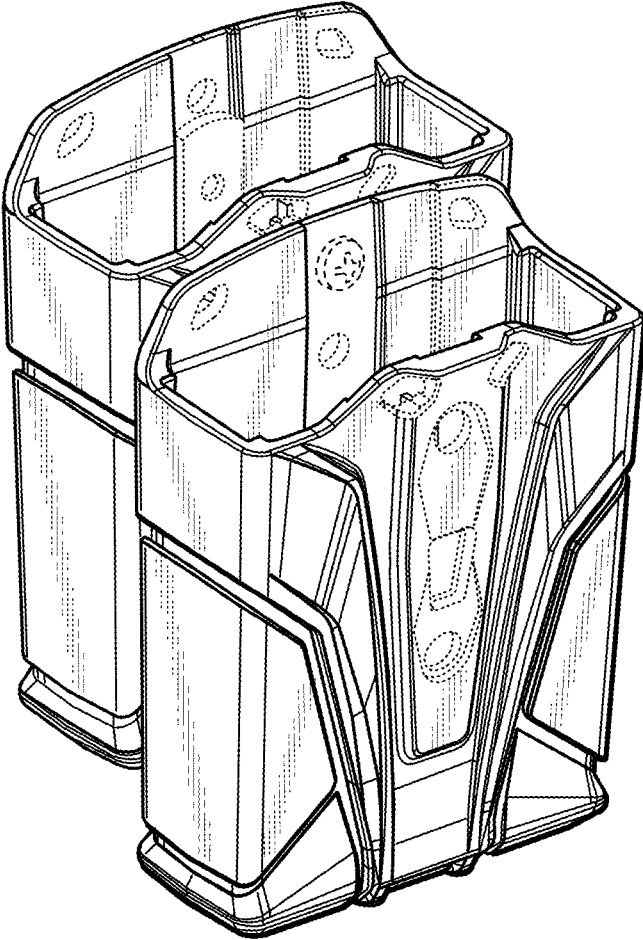


FIG. 8