



US00D545311S

(12) **United States Design Patent**
Wai

(10) **Patent No.:** **US D545,311 S**

(45) **Date of Patent:** **** Jun. 26, 2007**

(54) **USB FLASH MEMORY**

D490,080 S * 5/2004 Alviar et al. D14/433
D511,344 S * 11/2005 Takei D14/363
D514,563 S * 2/2006 Kuramashi et al. D14/358

(75) Inventor: **Ho Hiu Wai**, Kowloon (HK)

(73) Assignee: **Eric Beare Associates Ltd.**, Kowloon (HK)

(**) Term: **14 Years**

(21) Appl. No.: **29/257,048**

(22) Filed: **Mar. 29, 2006**

(51) **LOC (8) Cl.** **14-02**

(52) **U.S. Cl.** **D14/356; D14/435**

(58) **Field of Classification Search** D14/137,
D14/156, 167, 240, 242, 299, 348, 356, 384-5,
D14/402, 432-435, 496; 361/685-6; 365/63,
365/131; 439/139-41, 144, 518, 638; 710/62,
710/74

See application file for complete search history.

(56) **References Cited**

U.S. PATENT DOCUMENTS

1,226,727	A *	5/1917	Wachtel	362/196
D396,706	S *	8/1998	Rao	D14/433
5,812,683	A *	9/1998	Parker et al.	381/74
D445,422	S *	7/2001	Hsin	D14/385
6,392,383	B1 *	5/2002	Takimoto et al.	320/115
D460,071	S *	7/2002	Sheehan et al.	D14/402
D467,921	S *	12/2002	Lin	D14/385
D470,848	S *	2/2003	Morooka	D14/433
6,665,201	B1 *	12/2003	Spencer et al.	365/1
D487,458	S *	3/2004	Gentil et al.	D14/356

OTHER PUBLICATIONS

USB PDF's: http://www.ericbeare.com/public/Theme19/Large_Window.asp?page=1&ProductID=A%2D0579, Nov. 14, 2006.*

* cited by examiner

Primary Examiner—Robin Webster

Assistant Examiner—Karen E. Kearney

(74) *Attorney, Agent, or Firm*—Perkins Coie LLP

(57) **CLAIM**

The ornamental design for a USB flash memory, as shown in the drawings.

DESCRIPTION

FIG. 1 is a front, top and right side perspective view of the USB flash memory showing my new design.

FIG. 2 is a front, bottom, and left side perspective view thereof.

FIG. 3 is a right side view thereof.

FIG. 4 is a top view thereof.


FIG. 5 is a left side view thereof.

FIG. 6 is a back view thereof.

FIG. 7 is a front view thereof; and,

FIG. 8 is a bottom view thereof.

1 Claim, 2 Drawing Sheets



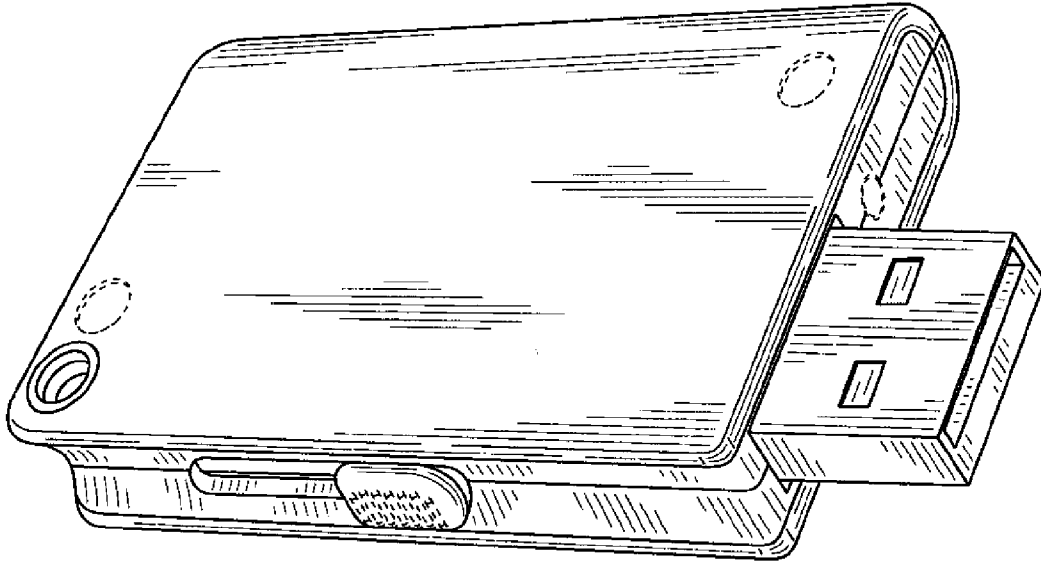


FIG. 1

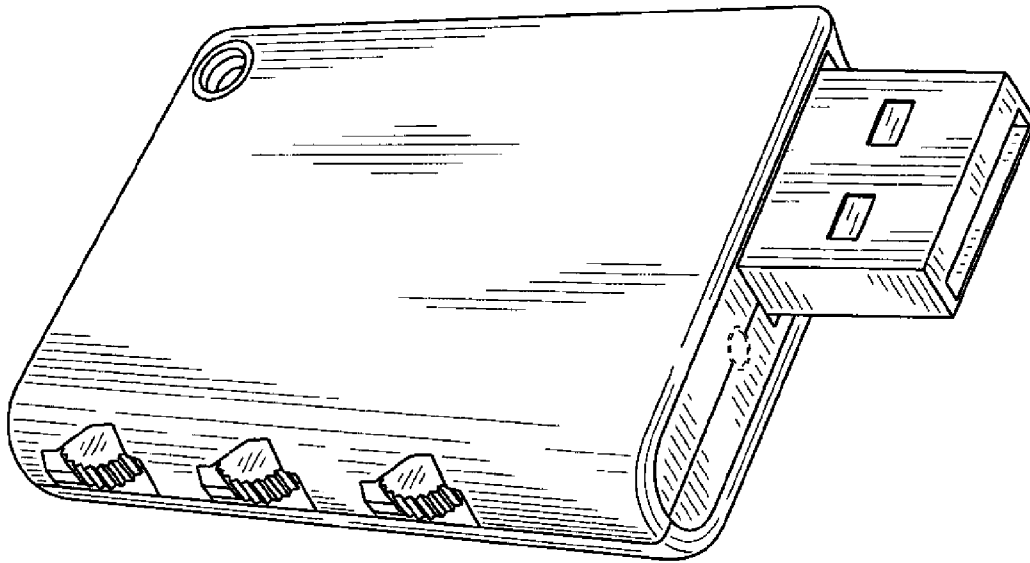


FIG. 2




FIG. 3

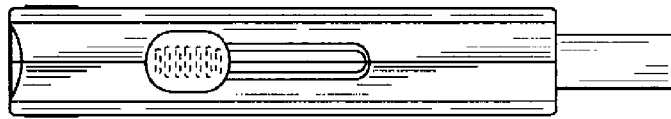


FIG. 4



FIG. 6

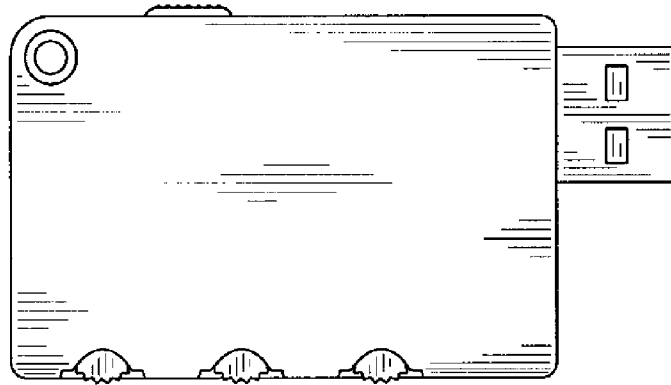


FIG. 5

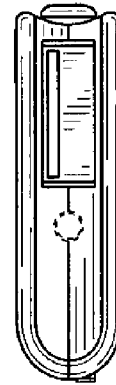


FIG. 7

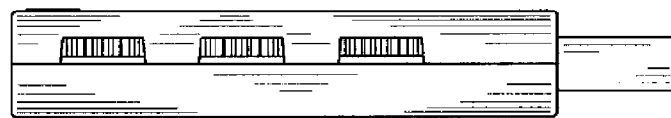


FIG. 8