



US00D558655S

(12) **United States Design Patent**
Kawamata

(10) **Patent No.:** **US D558,655 S**

(45) **Date of Patent:** **** Jan. 1, 2008**

(54) **VISOR EXTENSOR**

(76) Inventor: **Kazuo Kawamata**, 2533 Navarra,
Carlsbad, CA (US) 18940

(**) Term: **14 Years**

(21) Appl. No.: **29/273,738**

(22) Filed: **Mar. 12, 2007**

(51) **LOC (8) Cl.** **12-16**

(52) **U.S. Cl.** **D12/191**

(58) **Field of Classification Search** D12/191,
D12/181, 184-185, 106, 417, 311-312; 296/97.1,
296/97.2, 97.3, 97.4, 97.5, 97.6, 97.7, 97.8,
296/180.1; 160/370.21, 370.23, 370.22

See application file for complete search history.

(56) **References Cited**

U.S. PATENT DOCUMENTS

D309,595 S *	7/1990	Jonsås	D12/191
D371,532 S *	7/1996	Raevsky et al.	D12/191
D378,206 S *	2/1997	Kulla	D12/191
D381,002 S *	7/1997	Nelson	D12/191
D400,483 S *	11/1998	Lebron-Guzman	D12/191
D405,746 S *	2/1999	Larson	D12/191
D431,805 S *	10/2000	Baltazar	D12/191
D434,357 S *	11/2000	Raevsky et al.	D12/191
D466,061 S *	11/2002	Samora, Jr.	D12/191
D474,433 S *	5/2003	Heckman et al.	D12/191
D522,943 S *	6/2006	Opoku-Agyemang	D12/191

D526,259 S * 8/2006 Votz D12/191
D533,491 S * 12/2006 Cottrell D12/191

* cited by examiner

Primary Examiner—Caron D. Veynar

Assistant Examiner—Abraham Bahta

(57) **CLAIM**

The ornamental design for a visor extensor, as shown and described.

DESCRIPTION

FIG. 1 is a front elevational view of a visor extensor showing my new design;

FIG. 2 is a rear elevational view thereof;

FIG. 3 is a top plan view thereof;

FIG. 4 is a bottom plan thereof;

FIG. 5 is a left side elevational view thereof;


FIG. 6 is a right side elevational view thereof; and

FIG. 7 is a top view of the visor extensor positioned on a vehicle; and,

FIG. 8 is a top view of the visor extensor in an alternate position on a vehicle visor.

The indicia or broken lines shown on the figures are for illustrative purposes only and are hereby disclaimed as forming no part of Applicant's claimed invention.

1 Claim, 4 Drawing Sheets






FIG. 1

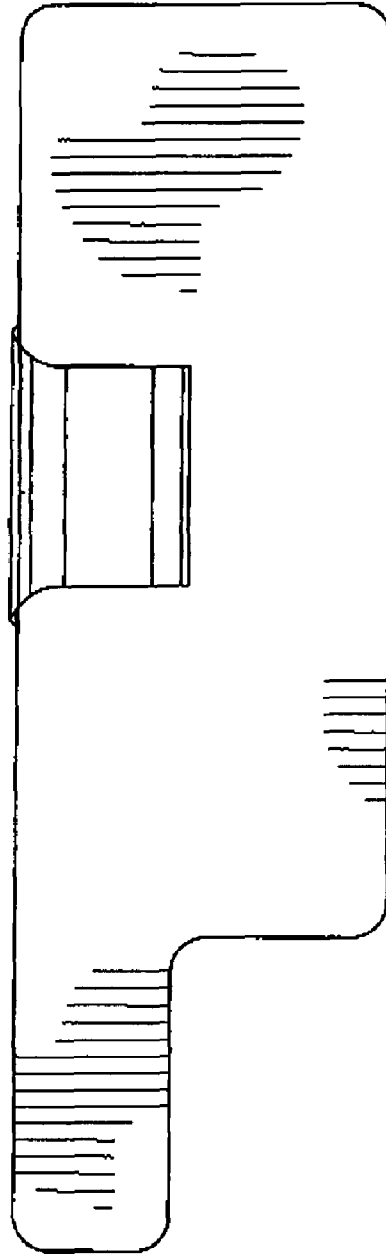


FIG. 2



FIG. 3



FIG. 4



FIG. 6



FIG. 5




FIG. 7

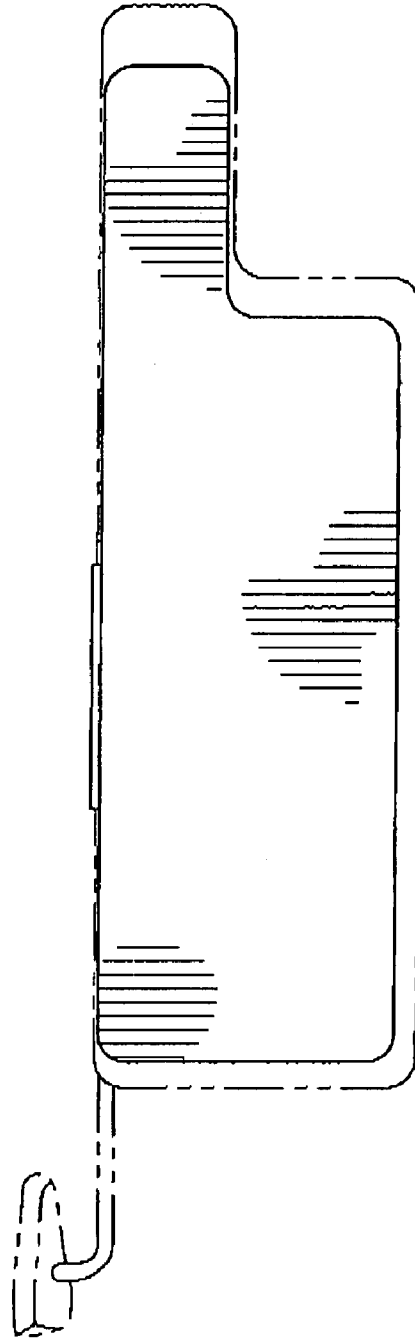


FIG. 8