



US00D394082S

United States Patent [19]

Tashiro et al.

[11] Patent Number: Des. 394,082

[45] Date of Patent: **May 5, 1998

[54] **IMAGE FORMING APPARATUS**

[75] Inventors: **Naoki Tashiro; Toshimi Chiba**, both of
Kawasaki, Japan

[73] Assignee: **Canon Kabushiki Kaisha**, Tokyo,
Japan

[**] Term: **14 Years**

[21] Appl. No.: **48,407**

[22] Filed: **Dec. 28, 1995**

[30] **Foreign Application Priority Data**

Jun. 28, 1995 [JP] Japan 7-18661

[51] **LOC (6) Cl.** **16-03**

[52] **U.S. Cl.** **D18/43; D18/40**

[58] **Field of Search** **D18/36, 40, 43;**
355/245, 260; 222/DIG. 1, 166, 240, 325,
541; 206/216, 229, 316; 118/653

[56] **References Cited**

U.S. PATENT DOCUMENTS

D. 287,023 12/1986 Masaki D18/40

D. 298,259 10/1988 Masaki D18/43

D. 298,334 11/1988 Masaki et al. D18/43

D. 310,539 9/1990 Komada et al. D18/40

D. 350,975 9/1994 Mizuta D18/40 X

D. 356,812 3/1995 Chiba D18/43

4,583,832 4/1986 Kasamura et al. 355/260

Primary Examiner—Caron D. Veynar
Attorney, Agent, or Firm—Fitzpatrick, Cella, Harper &
Scinto

[57] CLAIM

The ornamental design for an image forming apparatus, as shown and described.

DESCRIPTION

FIG. 1 is a front view of an image forming apparatus showing our new design;
FIG. 2 is a rear view thereof;
FIG. 3 is a top plan view thereof;
FIG. 4 is a bottom plan view thereof;
FIG. 5 is a left side view thereof;
FIG. 6 is a right side view thereof; and
FIG. 7 is a perspective view thereof.

1 Claim, 4 Drawing Sheets



FIG. 1




FIG. 2




FIG. 3




FIG. 4




FIG. 5




FIG. 6




FIG. 7

