



US00D840175S

(12) **United States Design Patent**
Martin et al.

(10) **Patent No.:** **US D840,175 S**

(45) **Date of Patent:** **** Feb. 12, 2019**

- (54) **FOAM PAD FOR A MATTRESS**
- (71) Applicant: **AMERISLEEP INTERNATIONAL LIMITED**, East Grinstead (GB)
- (72) Inventors: **Hugo Martin**, Oxfordshire (GB); **Gauthier Chovin**, Allex (FR); **Robert Moore**, Theale (GB); **Firas Kittaneh**, Tempe, AZ (US); **Mohd Kittaneh**, East Grinstead (GB); **Joey Holt**, East Grinstead (GB)
- (73) Assignee: **AMERISLEEP INTERNATIONAL LIMITED**, East Grinstead (GB)

- 4,620,337 A * 11/1986 Williams A61G 7/05707
5/691
- 4,673,452 A * 6/1987 Awdhan A47C 27/144
156/254
- 4,686,725 A * 8/1987 Mitchell A47C 21/022
5/691
- 4,768,251 A * 9/1988 Baskent A47C 27/146
5/722
- D308,453 S * 6/1990 Elrod D6/596
- D310,610 S * 9/1990 Dixon D6/601
- 4,955,096 A * 9/1990 Gilroy A47C 27/146
5/730
- D311,108 S * 10/1990 Farley D6/596
- D316,001 S * 4/1991 Guard D6/601
- D316,202 S * 4/1991 Farley D6/596
- D326,204 S * 5/1992 Main 5/736

(Continued)

(**) Term: **15 Years**

(21) Appl. No.: **29/603,201**

(22) Filed: **May 8, 2017**

(51) **LOC (11) Cl.** **06-09**

(52) **U.S. Cl.**
USPC **D6/596**

(58) **Field of Classification Search**
USPC D6/603, 608, 617-619, 595, 382-383,
D6/596, 602, 606; D2/719; D30/160;
206/812; 5/655, 482-484; D9/569,
D9/382-383, 602, 606
CPC A61B 50/37; A47K 10/02; A47G 9/0223;
G10K 11/168

See application file for complete search history.

(56) **References Cited**

U.S. PATENT DOCUMENTS

- 3,197,357 A * 7/1965 Schulpen B26D 3/281
264/160
- 3,258,791 A * 7/1966 Kaplan A47C 27/146
297/452.42
- 4,226,354 A * 10/1980 Allen B60R 9/04
224/318
- D264,163 S * 5/1982 Chapman D6/596

FOREIGN PATENT DOCUMENTS

- CA 80117 * 3/1997
- CA 105605 * 10/2005
- CA 112040 * 10/2005

Primary Examiner — Shannon W Morgan
Assistant Examiner — Altaira J Swangin
(74) *Attorney, Agent, or Firm* — Weiss & Moy, P.C.;
Jeffrey D. Moy

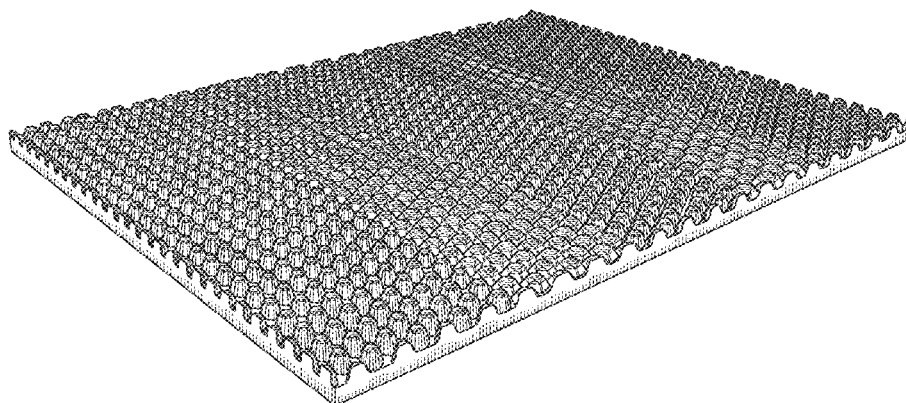
(57) **CLAIM**

The ornamental design for a foam pad for a mattress, as shown.

DESCRIPTION

FIG. 1 is a top perspective view of a foam pad for a mattress showing our new design;
FIG. 2 is a top plan view thereof;
FIG. 3 is a bottom plan view thereof;
FIG. 4 is a front elevational view thereof;
FIG. 5 is a rear elevational view thereof;
FIG. 6 is a left side elevational view thereof; and,
FIG. 7 is a right side elevational view thereof.

1 Claim, 5 Drawing Sheets



(56)

References Cited

U.S. PATENT DOCUMENTS

5,111,542 A *	5/1992	Farley	A47C 27/148	D502,350 S *	3/2005	O'Reagan	D6/596
			5/727	D569,160 S *	5/2008	Mossbeck	D6/601
5,134,735 A *	8/1992	Rose	A47C 27/146	D575,702 S *	8/2008	Lapierre	D12/174
			5/730	7,771,517 B2 *	8/2010	Dralle	B01D 35/147
5,136,740 A *	8/1992	Kraft	A47C 27/146				210/494.1
			5/665	D642,847 S *	8/2011	Rinehart	D6/596
5,172,436 A *	12/1992	Masuda	A47C 27/144	8,230,969 B2 *	7/2012	Frederick	E04B 1/86
			5/690				181/284
D336,400 S *	6/1993	Mitchell	5/736	D667,671 S *	9/2012	Rinehart	D6/605
D337,913 S *	8/1993	Rose	D6/596	8,356,373 B2 *	1/2013	Allman	A42B 3/128
D345,072 S *	3/1994	Rose	5/653				5/655.9
5,317,768 A *	6/1994	Klancnik	A47C 27/002	D710,130 S *	8/2014	Chen	D6/596
			5/716	D724,352 S *	3/2015	Malkiewicz	D6/596
5,327,597 A *	7/1994	Rothbard	A47C 27/146	D725,794 S *	3/2015	Zamora	D25/110
			5/736	D758,103 S *	6/2016	Mason	D6/601
D366,175 S *	1/1996	Bonaddio	D6/595	9,462,893 B2 *	10/2016	Romano	A47C 27/122
D372,157 S *	7/1996	Bonaddio	D6/596	D773,967 S *	12/2016	Dulac	D12/174
5,537,703 A *	7/1996	Lauder	A47G 9/109	9,814,637 B2 *	11/2017	Sazonov	A61B 5/6894
			5/636	2005/0006173 A1 *	1/2005	Albin, Jr.	B32B 3/30
D375,222 S *	11/1996	Bonaddio	D6/596				181/290
D375,863 S *	11/1996	Bigolin	D6/596	2012/0312631 A1 *	12/2012	Curfman	G10K 11/168
D385,451 S *	10/1997	Pujals, Jr.	D6/596				181/286
6,782,575 B1 *	8/2004	Robinson	A47C 27/144	2015/0055030 A1 *	2/2015	Han	C23C 16/27
			5/727				349/12
				2015/0351981 A1 *	12/2015	Sazonov	A61B 5/6894
							297/217.2
				2017/0055719 A1 *	3/2017	Booska	A47C 21/046

* cited by examiner

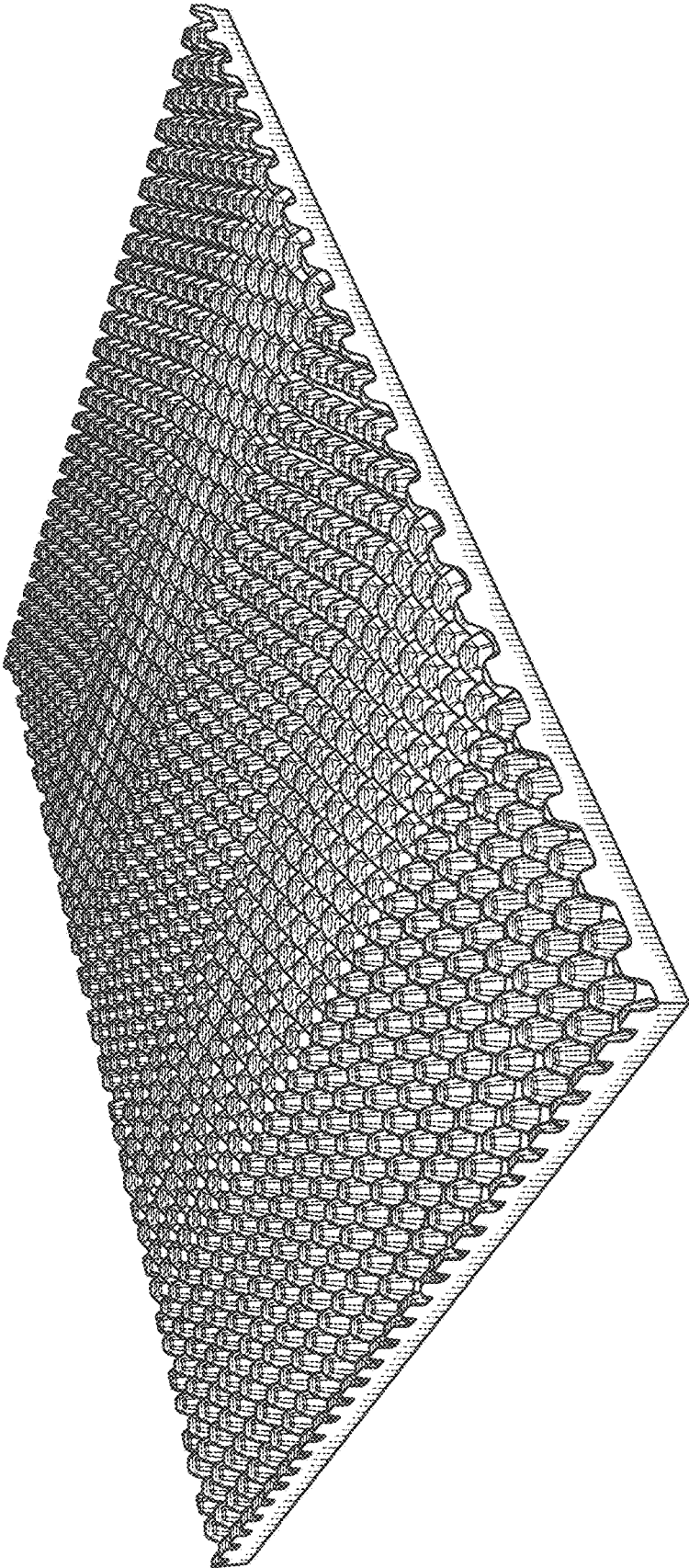


FIG. 1

FIG. 2




FIG. 3






FIG. 4



FIG. 5



FIG. 6



FIG. 7