



US00D690139S

(12) **United States Design Patent**
Trinh et al.

(10) **Patent No.:** **US D690,139 S**

(45) **Date of Patent:** **** Sep. 24, 2013**

- (54) **DISPLAY FIXTURE**
- (71) Applicant: **Target Brands, Inc.**, Minneapolis, MN (US)
- (72) Inventors: **Nick Q. Trinh**, Minneapolis, MN (US);
James W. Kostka, Minnetonka, MN (US)
- (73) Assignee: **Target Brands, Inc.**, Minneapolis, MN (US)
- (**) Term: **14 Years**
- (21) Appl. No.: **29/444,218**
- (22) Filed: **Jan. 28, 2013**
- (51) **LOC (9) Cl.** **06-04**
- (52) **U.S. Cl.**
USPC **D6/672**
- (58) **Field of Classification Search**
USPC D6/675.2, 674, 707, 675.4, 675.1,
D6/660, 672, 678.1, 673, 682; 211/180,
211/187, 119.003, 193, 59.2, 186; 108/108,
108/179
See application file for complete search history.

D336,803	S	*	6/1993	Stoddard et al.	D6/476
D363,623	S	*	10/1995	Rushing	D6/479
D373,913	S	*	9/1996	Wyatt et al.	D6/465
5,749,636	A	*	5/1998	Boury	
D400,738	S	*	11/1998	Bustos et al.	D6/476
5,947,307	A	*	9/1999	Battaglia et al.	211/187
D421,349	S	*	3/2000	Pierson	
D439,445	S	*	3/2001	Riga et al.	D6/474
D463,181	S	*	9/2002	Patik	D6/511
D473,076	S	*	4/2003	Johnson	
D474,923	S	*	5/2003	Johnson	
6,749,071	B2	*	6/2004	Caterinacci	
6,880,708	B2	*	4/2005	Boron	211/59.2
6,915,914	B2	*	7/2005	Farrand	
6,955,268	B2	*	10/2005	Waldron	
7,007,814	B2	*	3/2006	Ploix	211/187
D534,376	S	*	1/2007	Sparkowski	D6/468
7,249,681	B2	*	7/2007	Scicluna et al.	
7,249,746	B2	*	7/2007	Awalt	
7,350,648	B2	*	4/2008	Gerstner et al.	

(Continued)

Primary Examiner — Cathron Brooks
Assistant Examiner — Sydney Buffalow

(74) *Attorney, Agent, or Firm* — Theodore M. Magee;
Westman, Champlin & Kelly, P.A.

(57) **CLAIM**
The ornamental design for a display fixture, as shown and described.

(56) **References Cited**

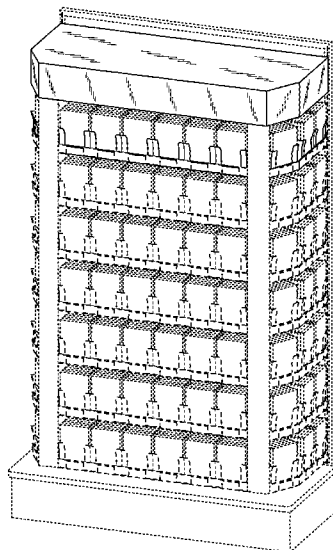
U.S. PATENT DOCUMENTS

D253,213	S	*	10/1979	Hudik et al.	D6/474
4,331,245	A	*	5/1982	Schell	211/45
4,460,097	A	*	7/1984	Darnell et al.	211/189
4,526,110	A	*	7/1985	Franz	108/108
4,611,866	A	*	9/1986	Everett	312/265.5
D293,865	S	*	1/1988	Robertson	D6/478
D294,090	S	*	2/1988	Robertson	D6/478
4,744,473	A	*	5/1988	Hardy	
D297,082	S	*	8/1988	Binder et al.	D6/463
4,762,235	A	*	8/1988	Howard et al.	211/59.3
D299,392	S	*	1/1989	Hunt	D6/479
4,887,737	A	*	12/1989	Adenau	
4,925,038	A	*	5/1990	Gajewski	211/59.2

DESCRIPTION

FIG. 1 is a perspective view of a display fixture;
FIG. 2 is a front view thereof, the rear being unornamented;
FIG. 3 is a right side view thereof;
FIG. 4 is a left side view thereof; and,
FIG. 5 is a top view thereof, the bottom being unornamented.
The broken lines shown in the drawings are included for purposes of illustrating portions of the display fixture or for purposes of illustrating environment and form no part of the claimed design.

1 Claim, 3 Drawing Sheets



(56)

References Cited

U.S. PATENT DOCUMENTS

7,918,351	B2	4/2011	Zimmer		D655,106	S *	3/2012	Czalkiewicz et al.	D6/462
D638,639	S *	5/2011	Ma	D6/449	D669,284	S *	10/2012	Canavan et al.	D6/473
7,987,998	B1	8/2011	Belk et al.		2002/0088765	A1	7/2002	Waldron	
7,988,244	B2	8/2011	Haws, Jr.		2004/0011753	A1	1/2004	Field et al.	
8,113,360	B2	2/2012	Olson		2005/0173362	A1	8/2005	Squitieri et al.	
D655,105	S *	3/2012	Mason	D6/459	2008/0035589	A1	2/2008	Rasmussen et al.	
					2008/0087621	A1*	4/2008	Zang et al.	211/187
					2010/0193455	A1	8/2010	Russell et al.	

* cited by examiner

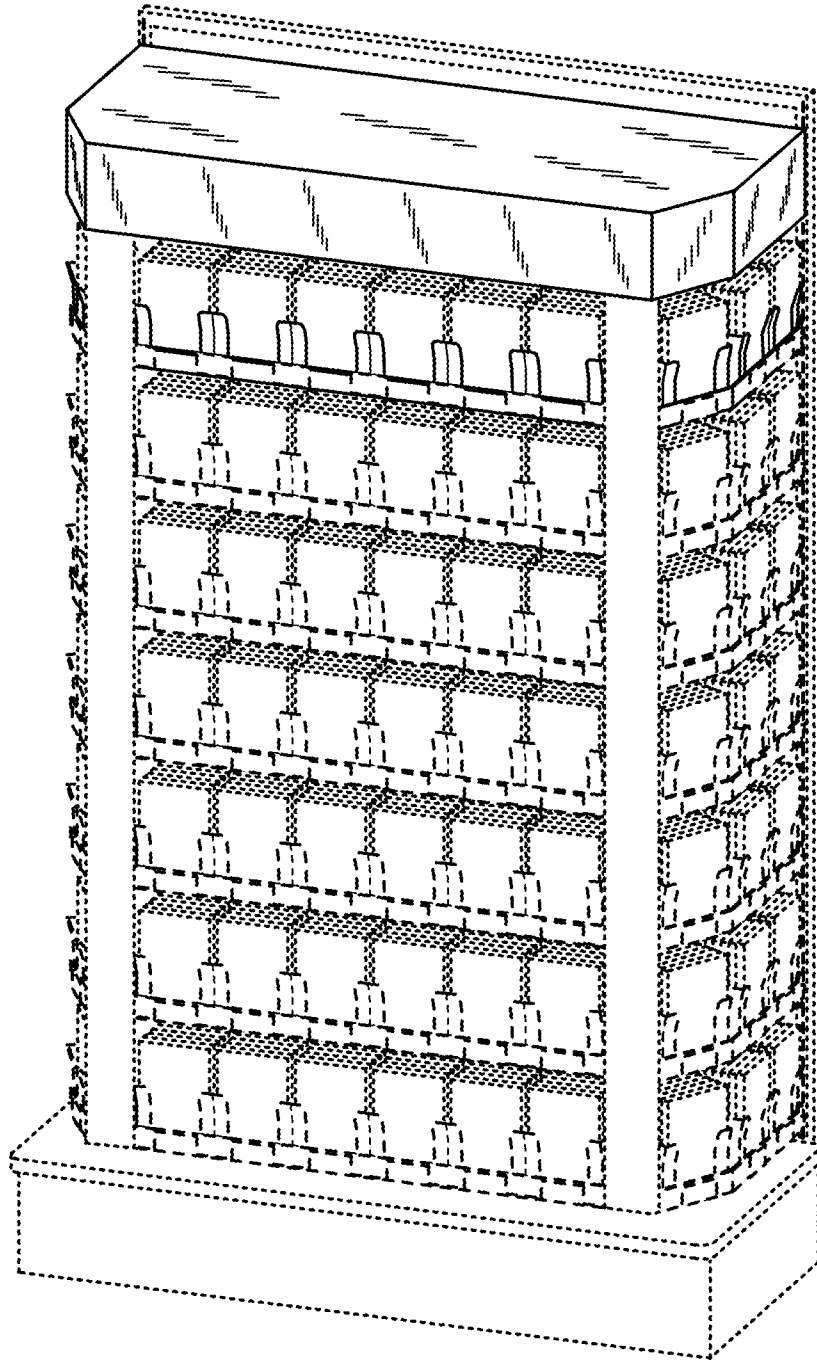


Fig. 1

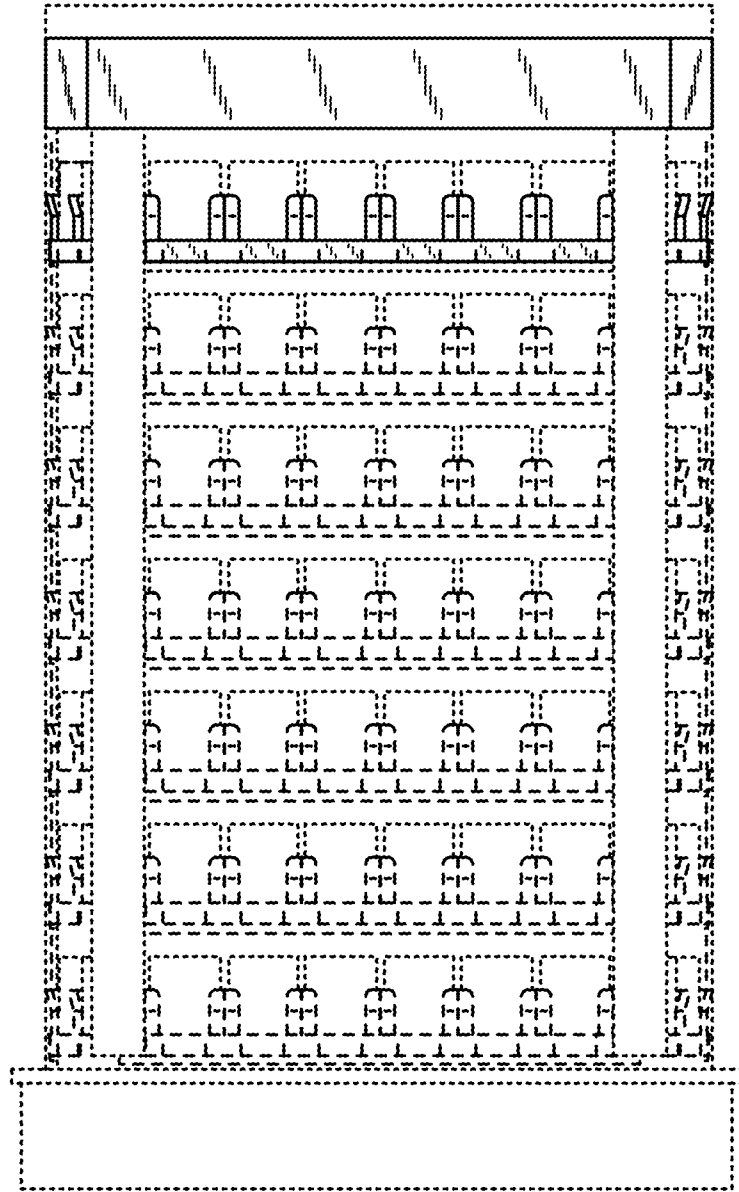


Fig. 2




Fig. 3




Fig. 4




Fig. 5