



US00D984523S

(12) **United States Design Patent**
Jamin

(10) **Patent No.:** **US D984,523 S**

(45) **Date of Patent:** **** Apr. 25, 2023**

(54) **SUNGLASSES**

(71) Applicant: **CHRISTIAN DIOR COUTURE**, Paris (FR)

(72) Inventor: **Mathieu Jamin**, Saint Maur les Faussés (FR)

(73) Assignee: **CHRISTIAN DIOR COUTURE**, Paris (FR)

(**) Term: **15 Years**

(21) Appl. No.: **29/794,788**

(22) Filed: **Jun. 15, 2021**

(51) **LOC (14) Cl.** **16-06**

(52) **U.S. Cl.**
USPC **D16/325**

(58) **Field of Classification Search**
USPC D16/100, 101, 300, 301, 313–315,
D16/319–330, 332–335; D14/372
CPC G02C 2200/08; G02C 5/14; G02C 5/008;
G02C 7/10
See application file for complete search history.

(56) **References Cited**

U.S. PATENT DOCUMENTS

D71,549 S *	11/1926	Dunkelsberg	D16/335
D184,395 S *	2/1959	Hackensack	D16/342
D231,857 S *	6/1974	Bloch	D16/320
D271,884 S *	12/1983	De Mejo	D16/320
D282,079 S *	1/1986	Zalloni	D16/321
D321,701 S *	11/1991	Nomura	D16/325
D576,661 S *	9/2008	Grandvaux	D16/334
D601,615 S *	10/2009	Mage	D16/329

D616,488 S *	5/2010	Gonzalez	D16/335
D677,315 S *	3/2013	Maier	D16/326
D694,808 S *	12/2013	Holloway	D16/323
D700,234 S *	2/2014	Fuchs	D16/330
D737,882 S *	9/2015	Markovitz	D16/320
D852,264 S *	6/2019	Jamin	D16/326
D921,099 S *	6/2021	Jamin	D16/326
D921,746 S *	6/2021	Jamin	D16/326
D938,512 S *	12/2021	Russo	D16/325
2005/0259218 A1 *	11/2005	Habermann	G02C 5/008 351/41

OTHER PUBLICATIONS

“DiorSignature A3U,” available Nov. 8, 2021, retrieved Nov. 28, 2022 from <https://luxferity.com/brand/dior-2/news/dior-womens-accessories-cruise-2022-eyewear> (Year: 2021).*

* cited by examiner

Primary Examiner — Maria J. Edwards
Assistant Examiner — Dina Michelle Hoeynck
(74) *Attorney, Agent, or Firm* — Cantor Colburn LLP


(57) **CLAIM**

I claim the ornamental design for sunglasses, as shown and described.

DESCRIPTION

FIG. 1 is a perspective view of sunglasses, showing my new design;
FIG. 2 is a front view thereof;
FIG. 3 is a right side view thereof;
FIG. 4 is a left side view thereof;
FIG. 5 is a top view thereof;
FIG. 6 is a bottom view thereof; and,
FIG. 7 is a rear view thereof.

1 Claim, 7 Drawing Sheets



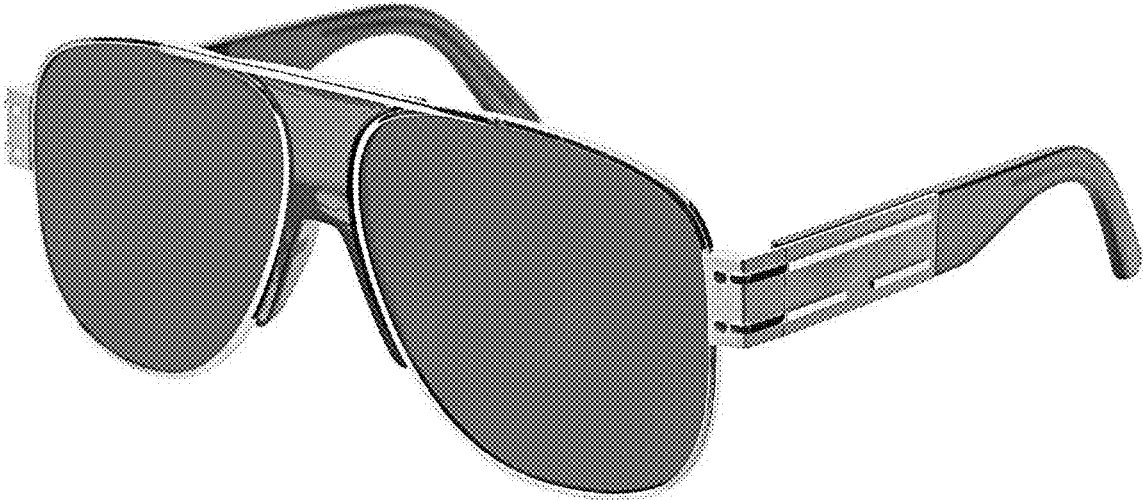


FIG. 1




FIG. 2




FIG. 3




FIG. 4



FIG. 5



FIG. 6




FIG. 7