



US00D802969S

(12) **United States Design Patent**  
**Henonin**

(10) **Patent No.:** **US D802,969 S**

(45) **Date of Patent:** **\*\* Nov. 21, 2017**

(54) **MODULAR FOOD PRODUCT DISPLAY  
STAND TOPPER**

(71) Applicant: **Sabritas S. de R.L. de C.V.**, Mexico  
City (MX)

(72) Inventor: **Carolina Henonin**, Mexico City (MX)

(73) Assignee: **SABRITAS S. DE R.L. DE C.V.**,  
Mexico City (MX)

(\*\*) Term: **15 Years**

(21) Appl. No.: **29/586,112**

(22) Filed: **Nov. 30, 2016**

(51) **LOC (10) Cl.** ..... **06-06**

(52) **U.S. Cl.**  
USPC ..... **D6/675**

(58) **Field of Classification Search**  
USPC ..... D3/318, 323, 326; D6/675, 702, 707,  
D6/707.19; D7/387, 396.1, 402, 213  
CPC .... A47B 2210/08; B65D 23/08; B65D 25/34;  
B65D 43/00; B65D 43/02  
See application file for complete search history.

(56) **References Cited**

**U.S. PATENT DOCUMENTS**

- D383,339 S \* 9/1997 Grosfillex ..... D6/705.7
- D414,588 S \* 9/1999 Mires ..... D34/11
- 6,000,576 A \* 12/1999 Liu ..... B65D 21/064  
206/508
- D547,175 S \* 7/2007 Berg ..... D9/420
- D569,568 S \* 5/2008 Blanchard ..... D32/53.1
- D627,088 S \* 11/2010 Schwartz ..... D26/23
- D728,240 S \* 5/2015 Luburic ..... B65D 43/161  
D3/318
- D728,579 S \* 5/2015 Mecchella ..... D14/440

- D731,111 S \* 6/2015 Chen ..... D26/128
- D734,864 S \* 7/2015 Oonuma ..... D24/216
- D767,926 S \* 10/2016 Denby ..... D6/705
- 9,468,312 B2 \* 10/2016 Denby ..... A47F 5/0043
- D784,745 S \* 4/2017 Nilsson ..... D6/705

\* cited by examiner

*Primary Examiner* — Kelley Donnelly

(74) *Attorney, Agent, or Firm* — Krista Y. Chan; Colin P. Cahoon; Carstens & Cahoon, LLP

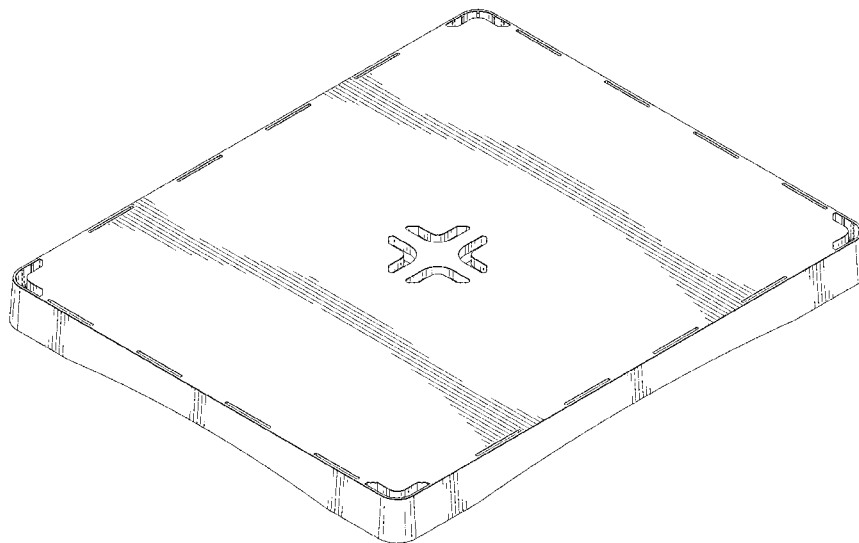
(57) **CLAIM**

The ornamental design for a modular food product display stand topper, as shown and described.

**DESCRIPTION**

FIG. 1 is a top perspective view of a modular food product display stand topper;  
 FIG. 2 is a right side view of a modular food product display stand topper;  
 FIG. 3 is a left side view of a modular food product display stand topper;  
 FIG. 4 is a back view of a modular food product display stand topper;  
 FIG. 5 is a front view of a modular food product display stand topper;  
 FIG. 6 is a top view of a modular food product display stand topper;  
 FIG. 7 is a bottom view of a modular food product display stand topper;  
 FIG. 8 is a bottom perspective view of a modular food product display stand topper; and,  
 FIG. 9 is a top perspective view of a modular food product display stand topper, shown with environment.  
 The broken line showing of the environment is for illustrative purposes only and forms no part of the claimed design.

**1 Claim, 7 Drawing Sheets**



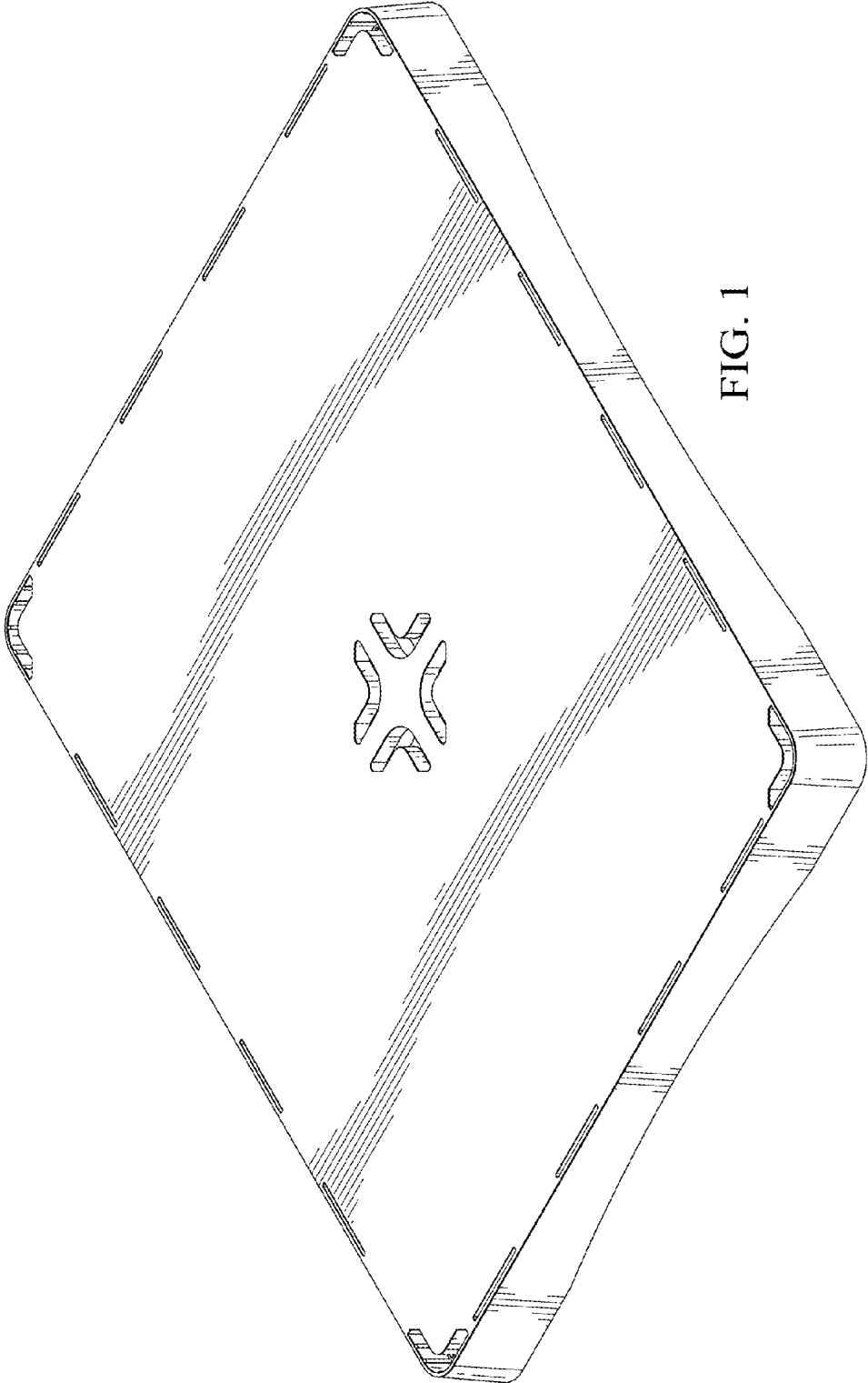


FIG. 1

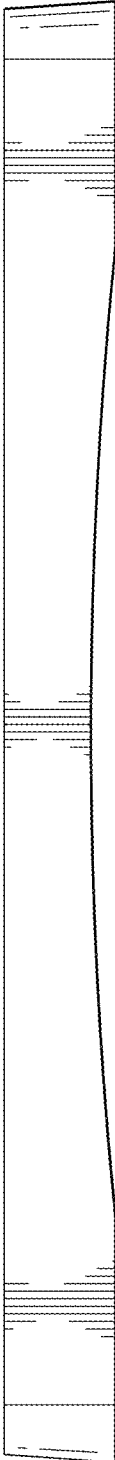


FIG. 2



FIG. 3

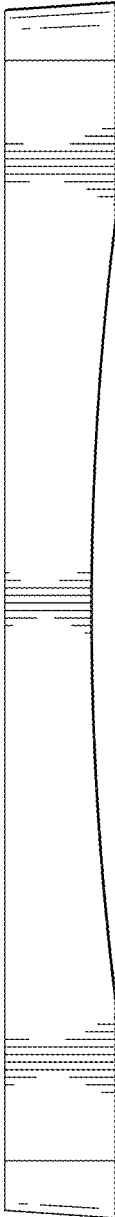


FIG. 4



FIG. 5

FIG. 6

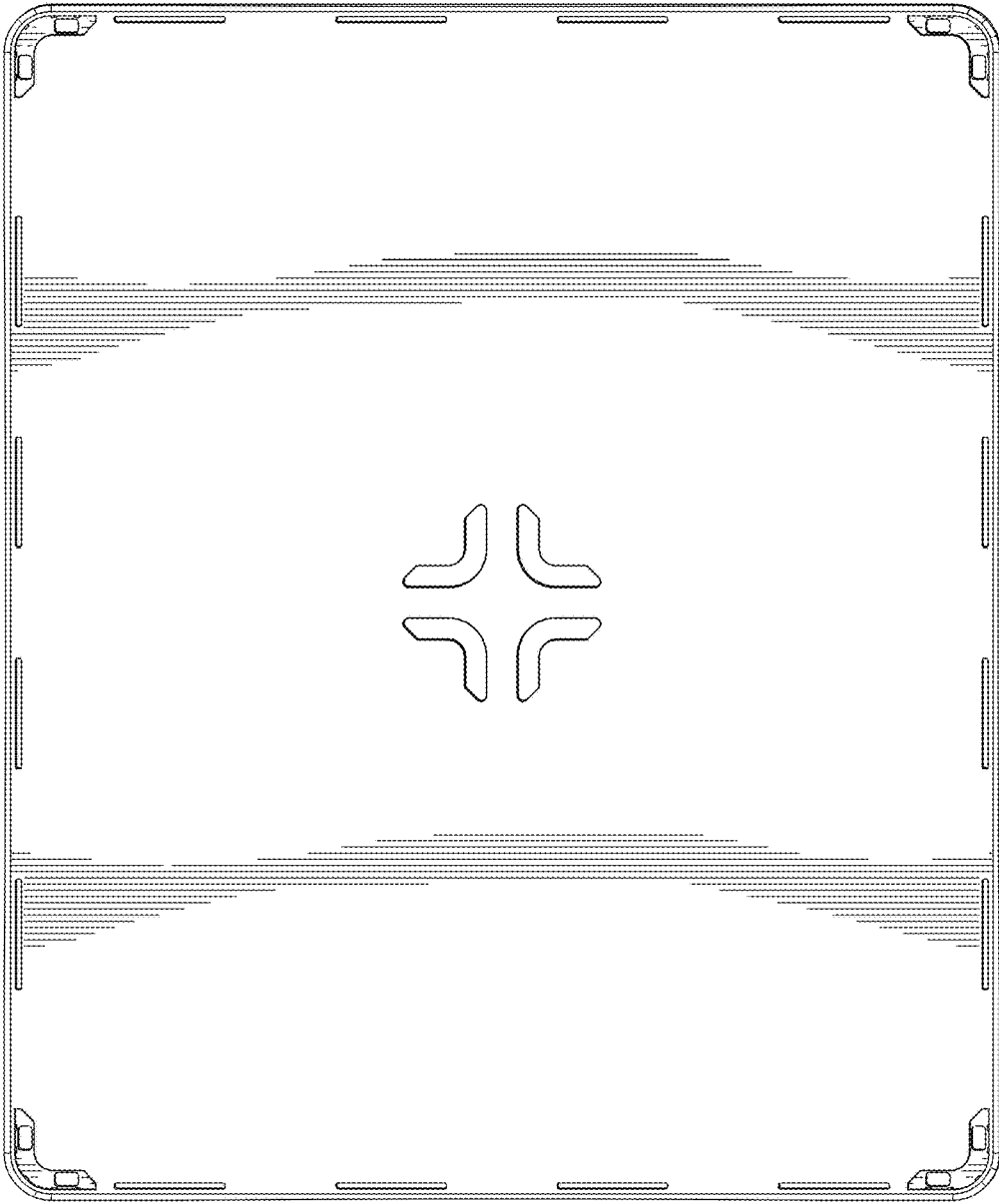
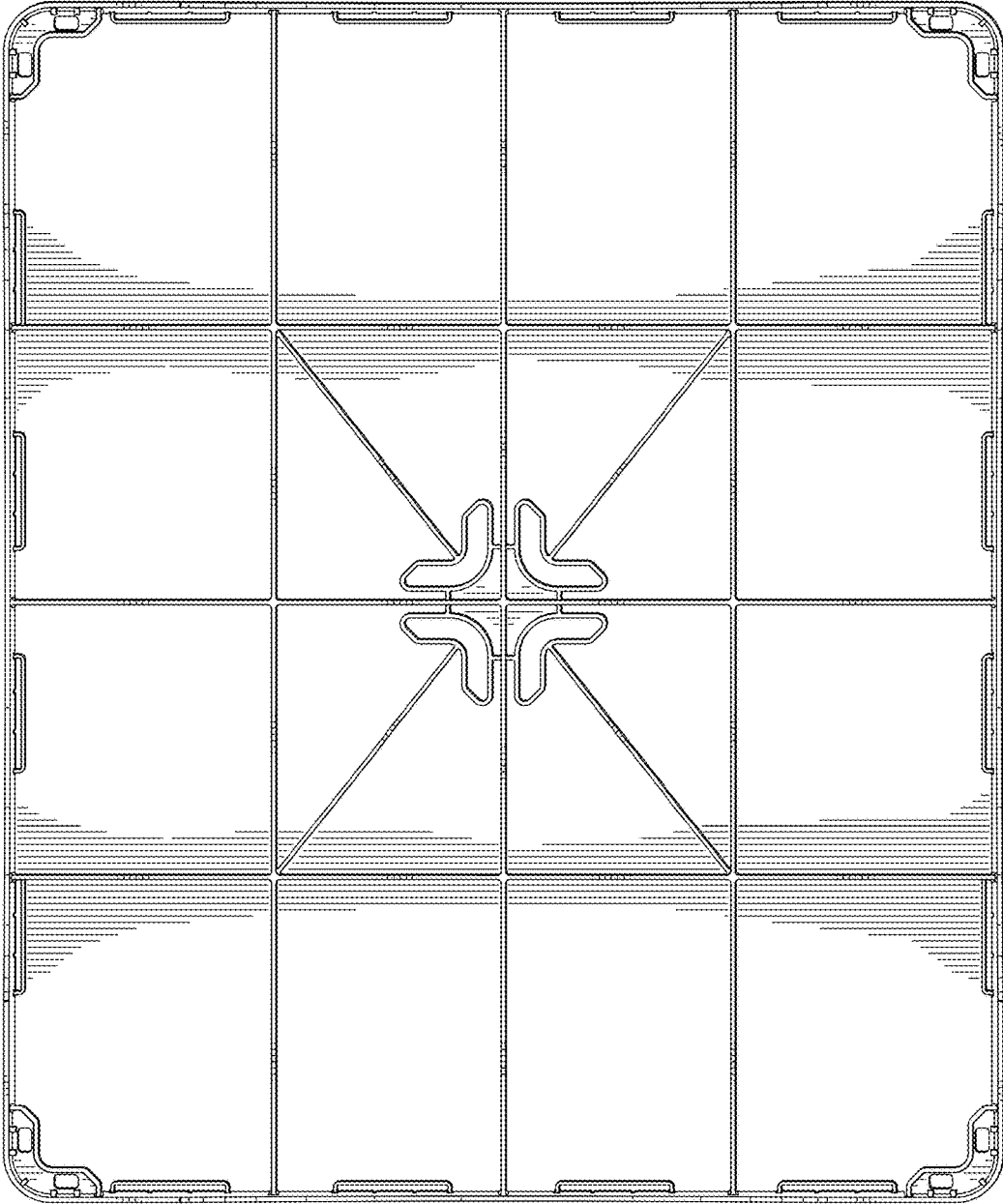


FIG. 7



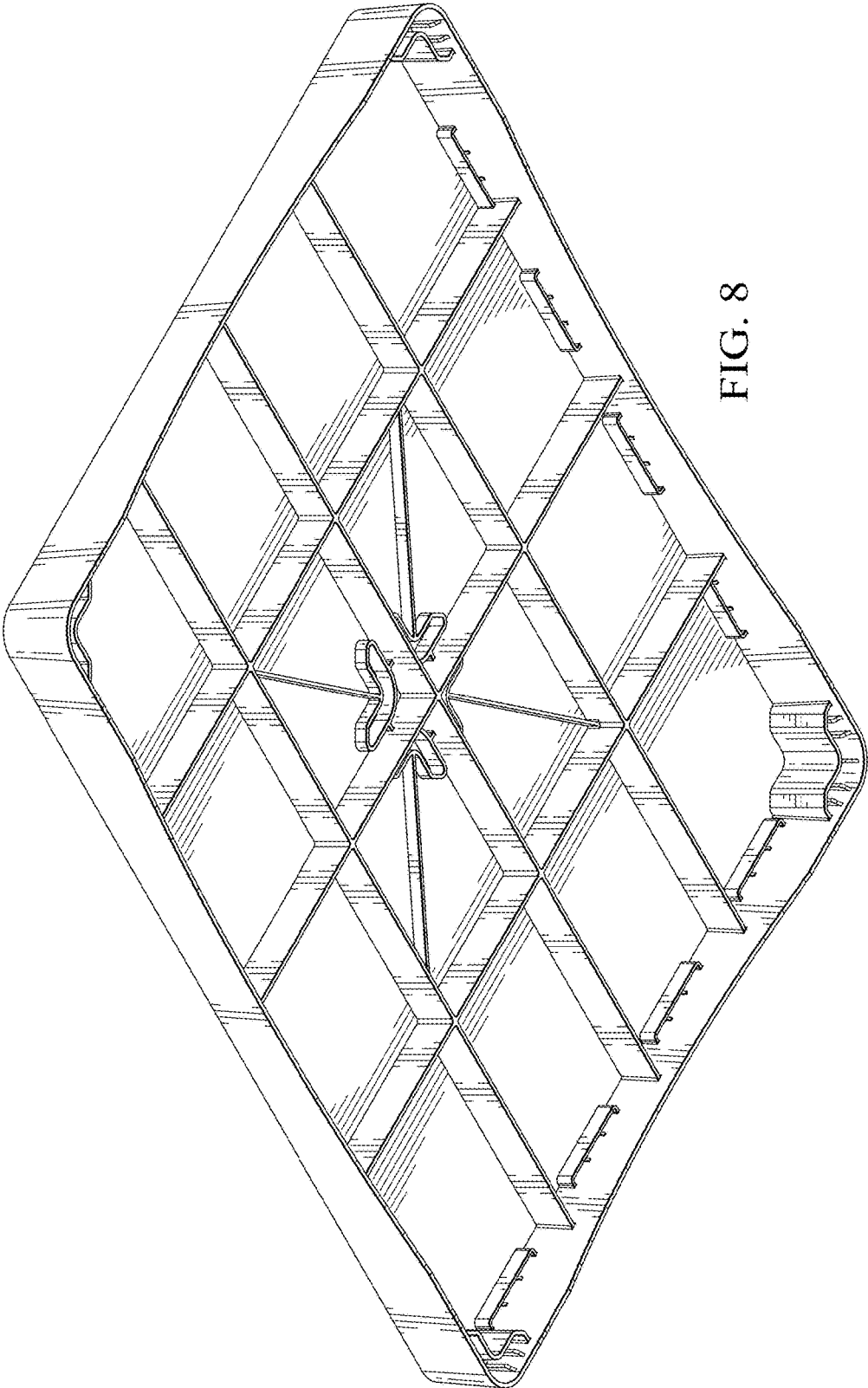


FIG. 8

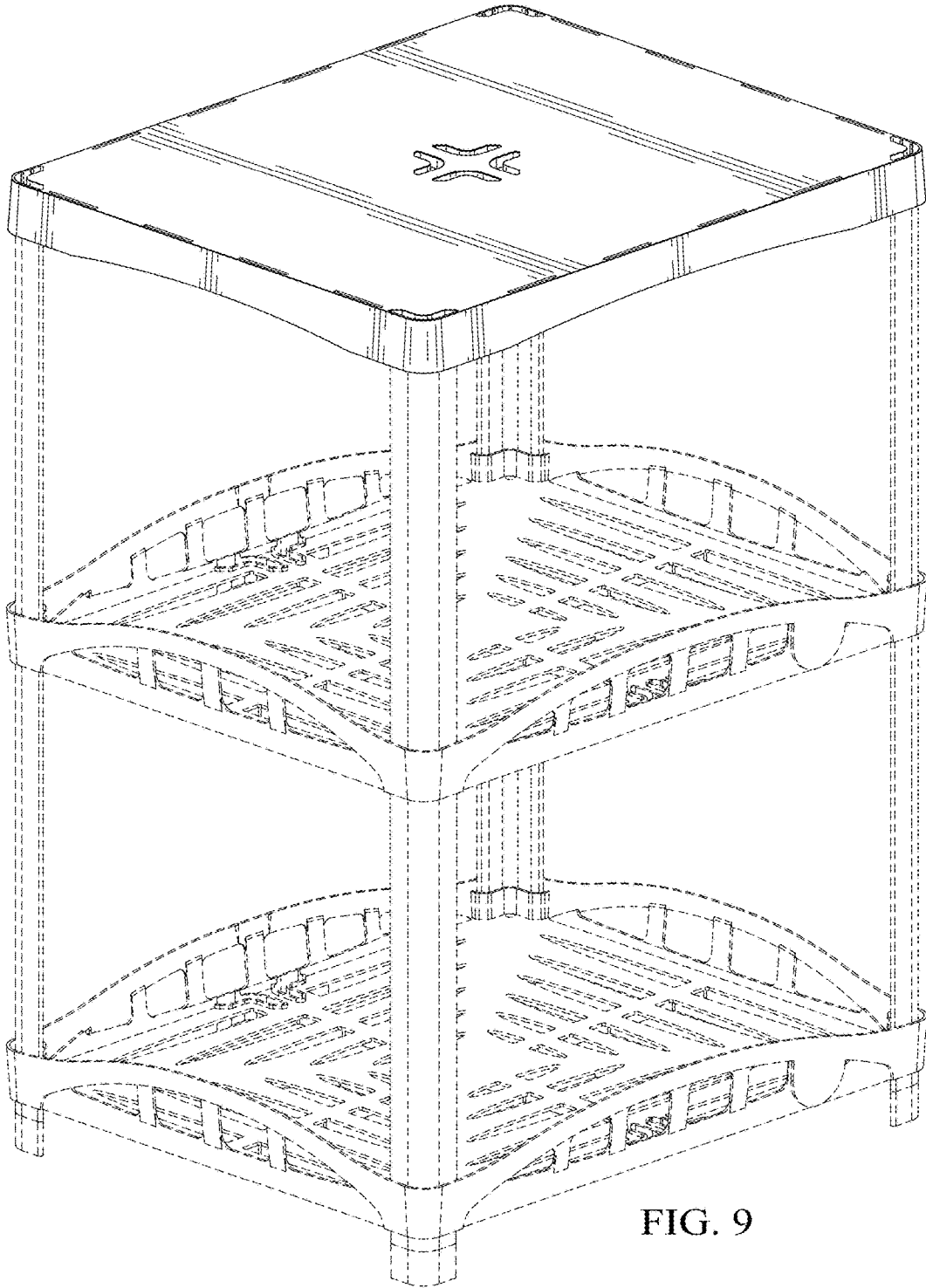


FIG. 9