



US00D758355S

(12) **United States Design Patent**
Lee et al.

(10) **Patent No.:** US D758,355 S
(45) **Date of Patent:** ** Jun. 7, 2016

(54) **HEADPHONES**

(71) Applicant: **Monster, LLC**, Las Vegas, NV (US)

(72) Inventors: **Noel Lee**, Las Vegas, NV (US);
Kendrew Lee, Hong Kong (CN); **Chun Wing Kwok**, Hong Kong (CN)

(73) Assignee: **Monster LLC**, Las Vegas, NV (US)

(**) Term: **14 Years**

(21) Appl. No.: **29/511,320**

(22) Filed: **Dec. 9, 2014**

(51) **LOC (10) Cl.** **14-01**

(52) **U.S. Cl.**

USPC **D14/223**

(58) **Field of Classification Search**

USPC D14/223, 188, 192; D24/174; 181/129,
181/130, 135; 379/430, 431; 381/380, 381,
381/328, 330; 455/90.1, 575.1

CPC H01R 1/10

See application file for complete search history.

(56) **References Cited**

U.S. PATENT DOCUMENTS

2,939,923	A	*	6/1960	Henderson	381/330
3,080,011	A	*	3/1963	Henderson	181/135
3,800,791	A	*	4/1974	Visor	128/864
4,311,206	A	*	1/1982	Johnson	181/135
6,148,821	A	*	11/2000	Falco	128/864
D558,735	S	*	1/2008	Carr et al.	D14/206
D582,889	S	*	12/2008	Bose et al.	D14/205
D584,284	S	*	1/2009	Carr et al.	D14/206
D587,681	S	*	3/2009	Yanai	D14/205
D591,732	S	*	5/2009	Burton	D14/223

D634,306	S	*	3/2011	Pedersen	D14/223
D641,008	S	*	7/2011	Lee et al.	D14/223
D653,244	S	*	1/2012	Birger	D14/223
D655,693	S	*	3/2012	Silvestri et al.	D14/223
D687,021	S	*	7/2013	Yuen	D14/223
D689,848	S	*	9/2013	Lee et al.	D14/223
D694,220	S	*	11/2013	Lee et al.	D14/223
D714,260	S	*	9/2014	Han	D14/223
D715,272	S	*	10/2014	Burton	D14/223
D718,283	S	*	11/2014	Thompson et al.	D14/223
D733,101	S	*	6/2015	Pi et al.	D14/223
D733,689	S	*	7/2015	Narita	D14/223
D744,456	S	*	12/2015	Pedersen	D14/223
2003/0081794	A1	*	5/2003	Fushimi et al.	381/74

* cited by examiner

Primary Examiner — Paula Greene

(74) *Attorney, Agent, or Firm* — Sentinel IP; John Nielsen

(57) **CLAIM**

The ornamental design for headphones, as shown and described.

DESCRIPTION

FIG. 1 is a perspective view of the headphones, showing the new design;

FIG. 2 is a front view of the left headphone, and a rear view of the right headphone;

FIG. 3 is a rear view of the left headphone, and a front view of the right headphone;

FIG. 4 is a side view of the headphones;

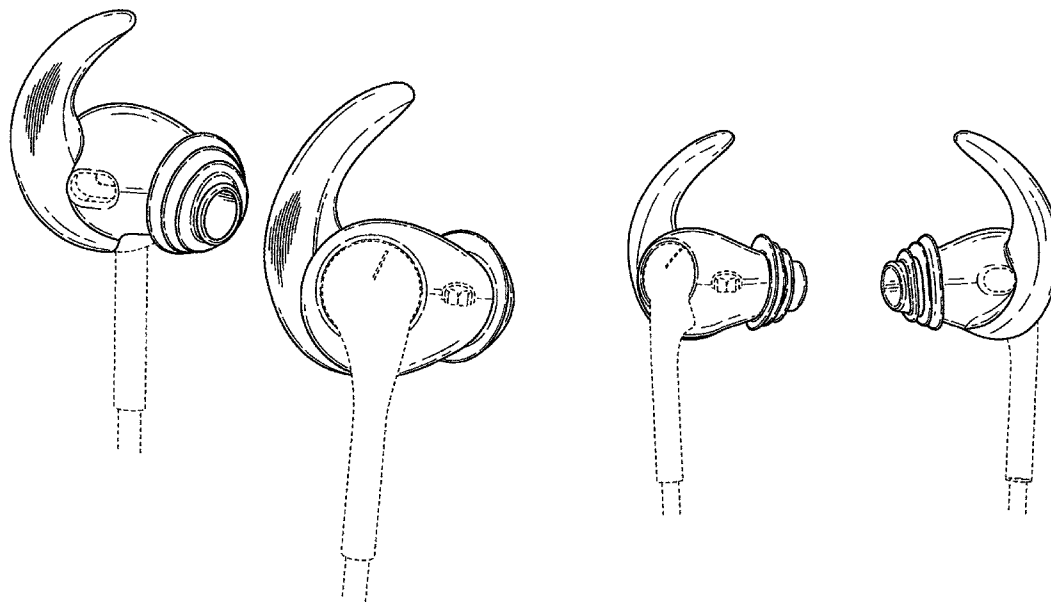
FIG. 5 is an opposing side view of the headphones;

FIG. 6 is a top view of the headphones; and,

FIG. 7 is a bottom view of the headphones.

The broken lines in the drawings are for illustrative purposes only and form no part of the claimed design.

1 Claim, 4 Drawing Sheets



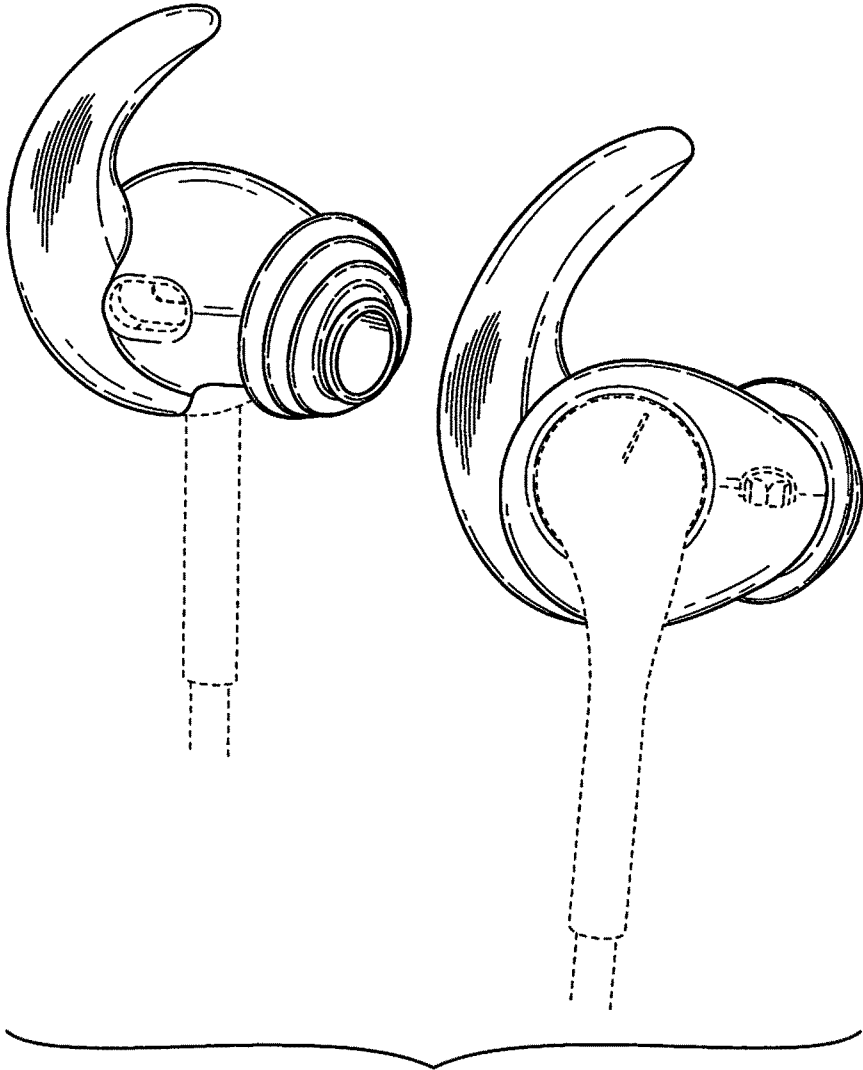


FIG. 1

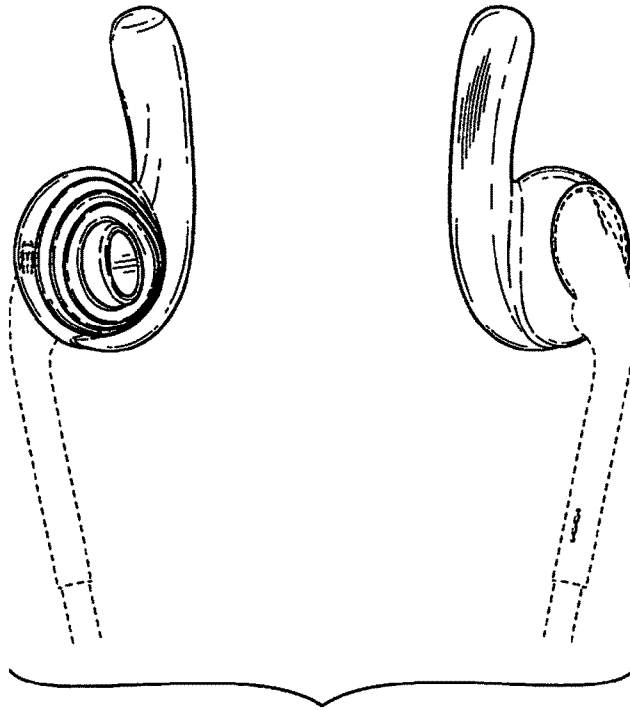


FIG. 2

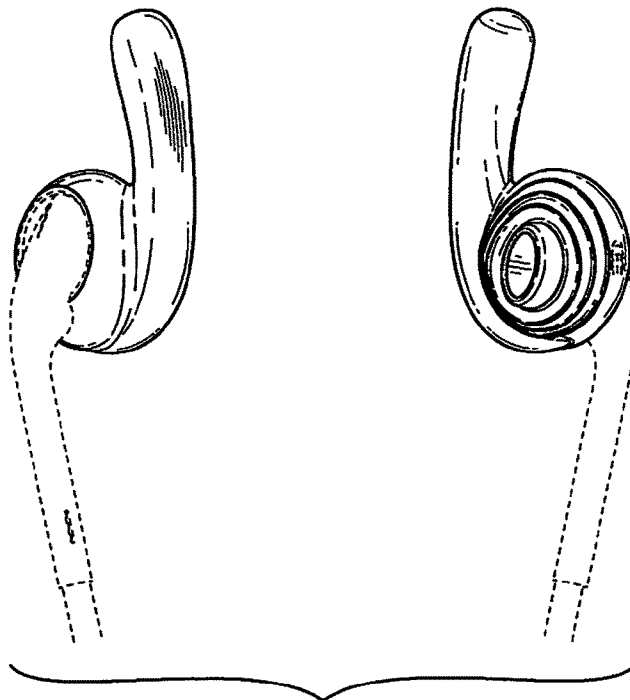


FIG. 3

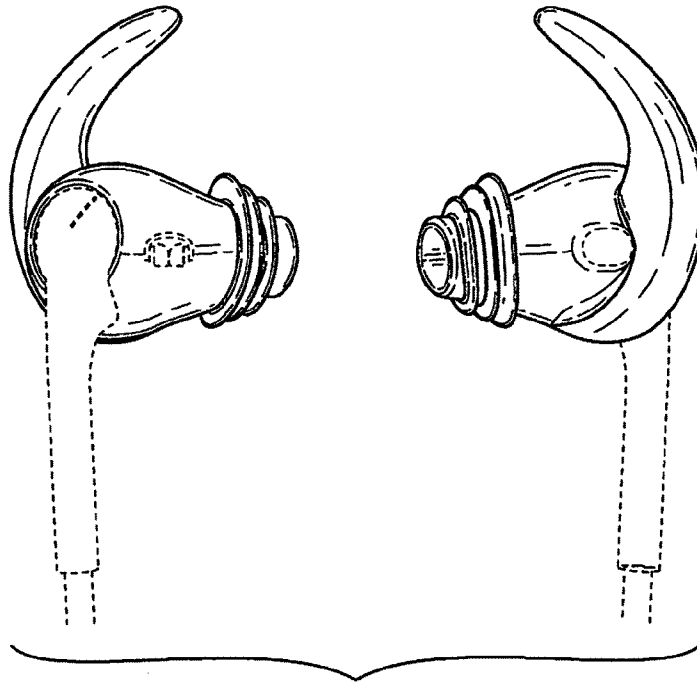


FIG. 4

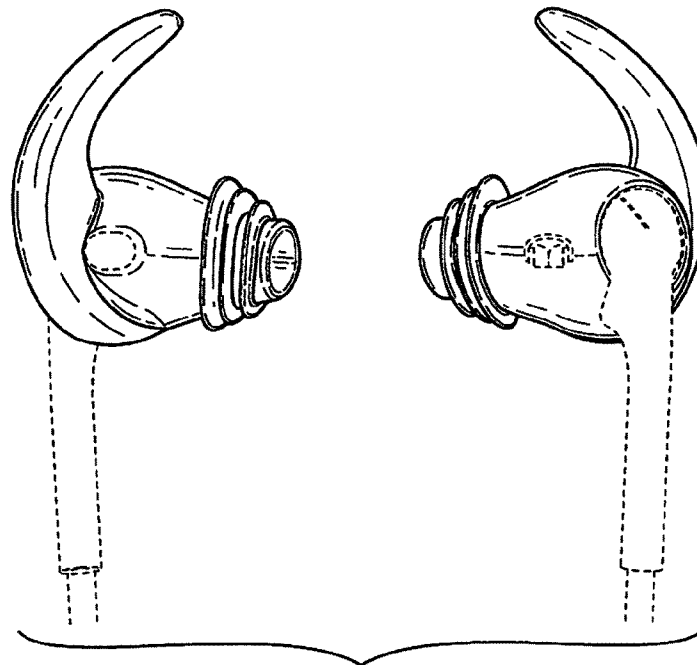


FIG. 5

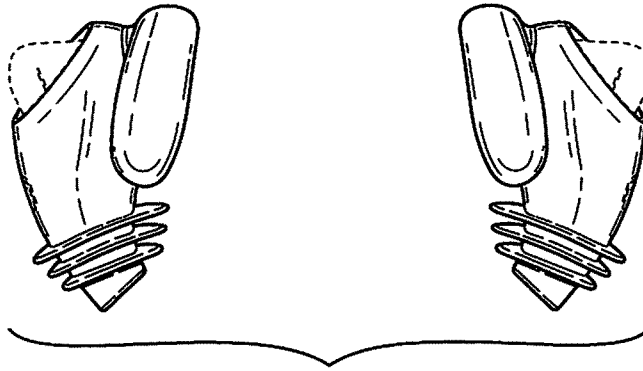


FIG. 6

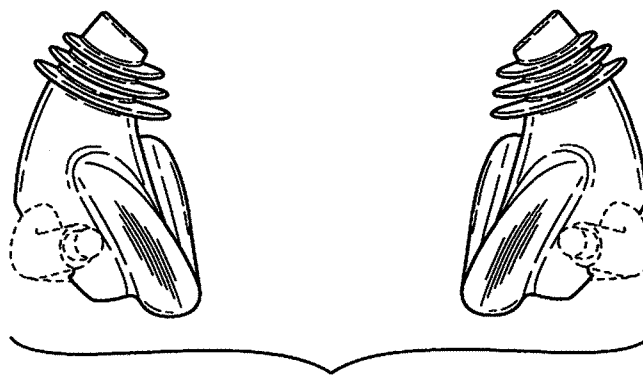


FIG. 7