



US00D773573S

(12) **United States Design Patent** (10) **Patent No.:** **US D773,573 S**
Abbott et al. (45) **Date of Patent:** **** Dec. 6, 2016**

(54) **PUTTER HEAD**
(71) Applicant: **CALLAWAY GOLF COMPANY**,
Carlsbad, CA (US)
(72) Inventors: **Craig E. Abbott**, Vista, CA (US);
Seamus R. M. Sweeney, Kingston
Upon Thames (GB); **Peter W.**
Harrison, Reigate (GB)
(73) Assignee: **Callaway Golf Company**, Carlsbad,
CA (US)
(**) Term: **15 Years**
(21) Appl. No.: **29/539,900**
(22) Filed: **Sep. 18, 2015**
(51) **LOC (10) Cl.** **21-02**
(52) **U.S. Cl.**
USPC **D21/744**
(58) **Field of Classification Search**
USPC D21/736-746
CPC ... A63B 53/065; A63B 53/0487; A63B 53/00;
A63B 53/04; A63B 53/007
See application file for complete search history.

D532,845 S * 11/2006 Rollinson D21/736
D573,673 S * 7/2008 Noyes D21/721
D574,908 S * 8/2008 Hettinger D21/743
D582,497 S * 12/2008 Rollinson D21/744
D589,575 S * 3/2009 Kim D21/744
D590,461 S * 4/2009 Kim D21/743
D591,807 S * 5/2009 Rollinson D21/744
D595,373 S * 6/2009 Kim D21/744
D688,341 S * 8/2013 Rollinson D21/746
D691,226 S * 10/2013 Hilton D21/746
D731,605 S * 6/2015 Rollinson D21/736

* cited by examiner

Primary Examiner — Mitchell Siegel
(74) *Attorney, Agent, or Firm* — Rebecca Hanovice;
Michael Catania; Sonia Lari

(57) **CLAIM**

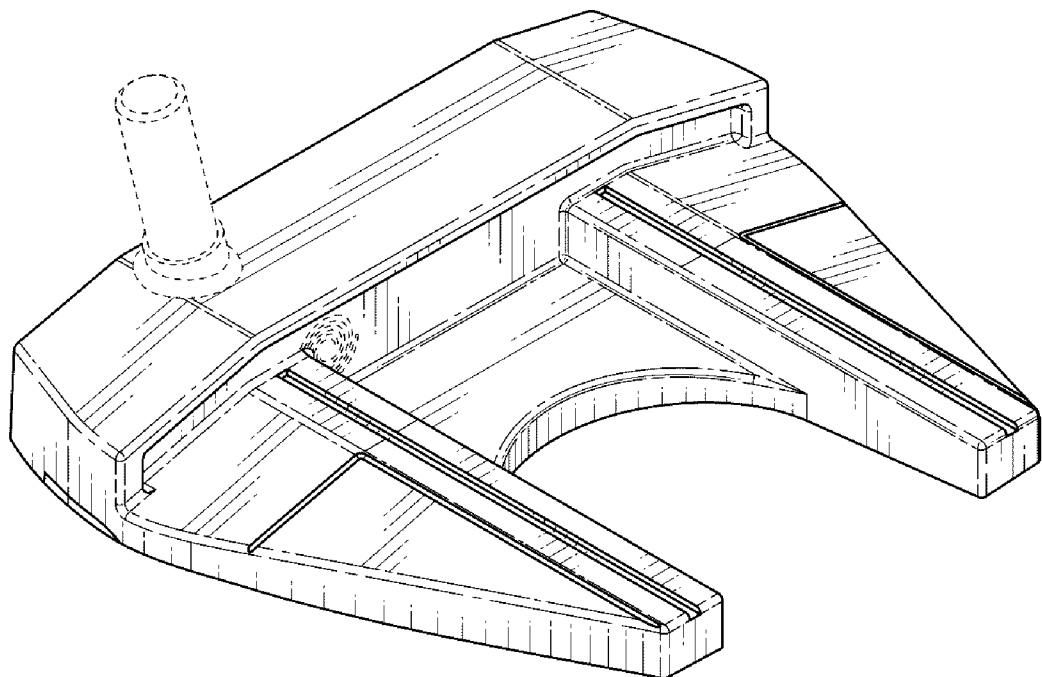
The ornamental design for a putter head, as shown and described.

DESCRIPTION

FIG. 1 is a rear perspective view of the putter head as claimed herein;
FIG. 2 is a rear elevational view thereof;
FIG. 3 is a front elevational view thereof;
FIG. 4 is a right side elevational view thereof;
FIG. 5 is a left side elevational view thereof;
FIG. 6 is a top plan view thereof; and,
FIG. 7 is a bottom plan view thereof.
The broken lines are included for the purpose of illustration and form no part of the claimed design.

(56) **References Cited**
U.S. PATENT DOCUMENTS
D517,143 S * 3/2006 Petsel D21/742
D532,844 S * 11/2006 Rollinson D21/736

1 Claim, 4 Drawing Sheets



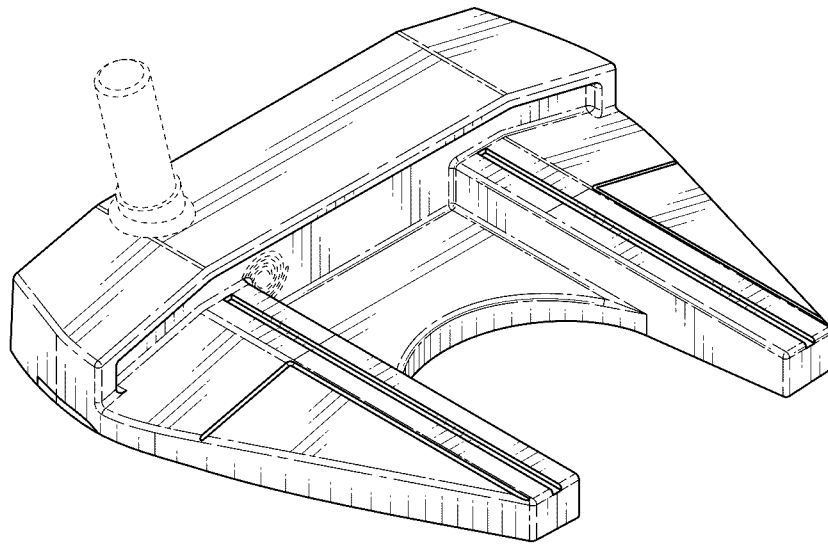


FIG. 1

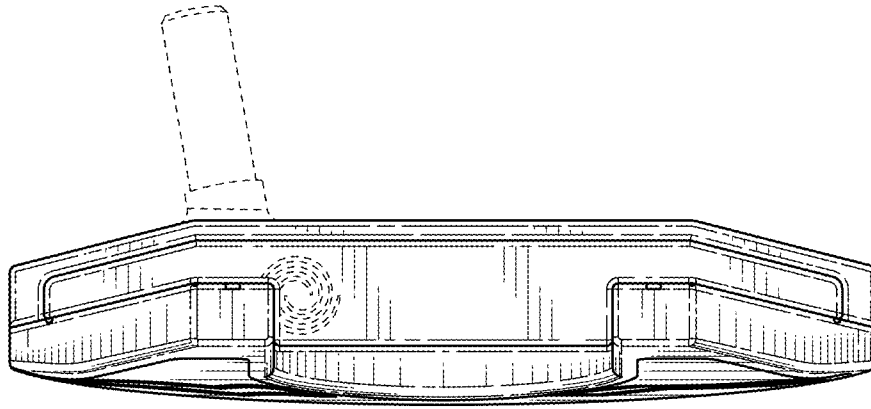


FIG. 2

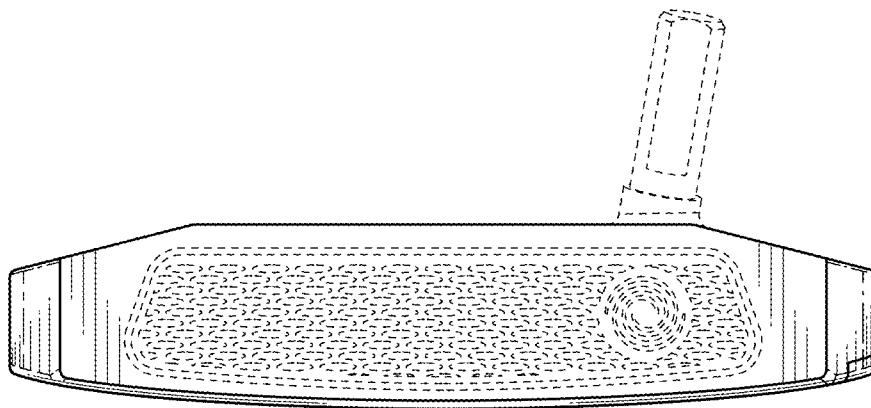


FIG. 3

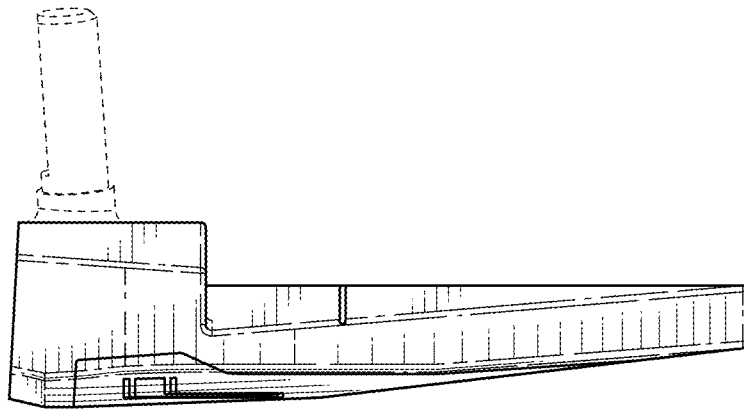


FIG. 4

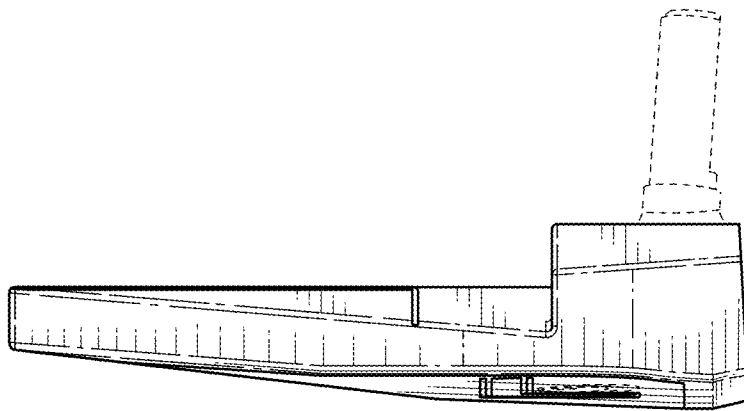


FIG. 5

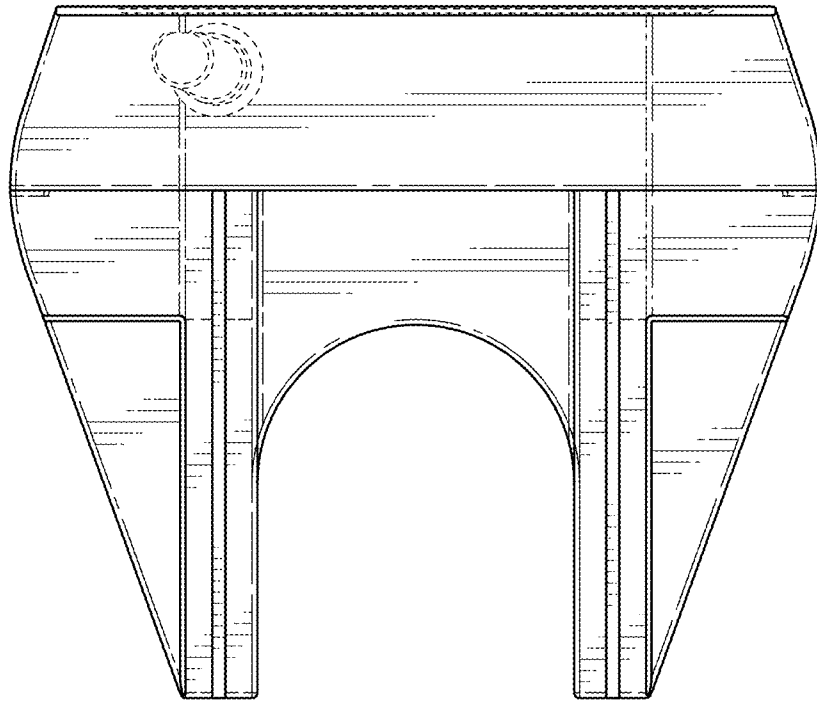


FIG. 6

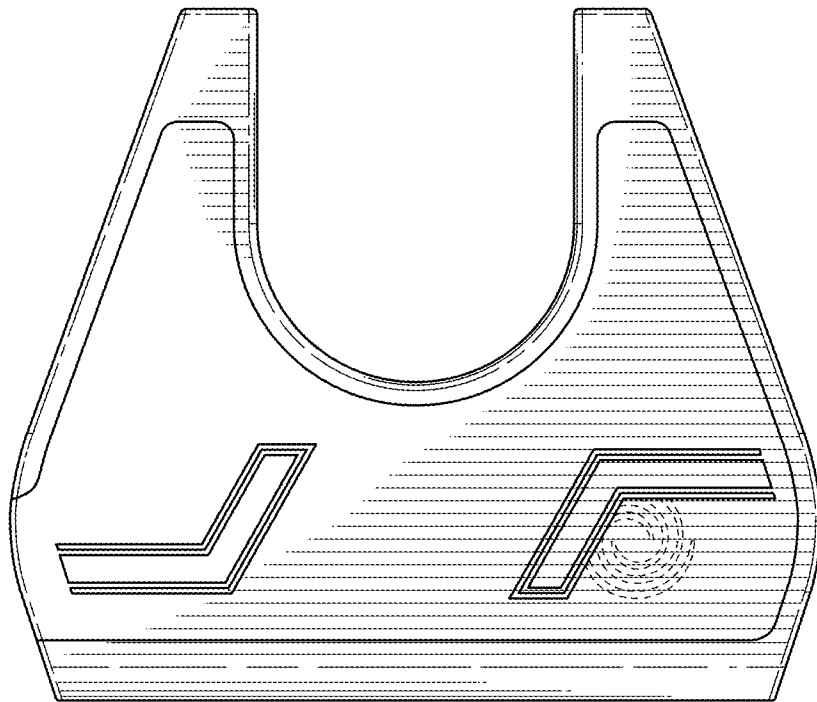


FIG. 7