



INTERNATIONAL APPLICATION PUBLISHED UNDER THE PATENT COOPERATION TREATY (PCT)

<p>(51) International Patent Classification ⁶ : C07D 491/107, 495/10, A61K 31/435, 31/55 // (C07D 491/107, 311:00, 221:00) (C07D 491/107, 307:00, 221:00) (C07D 495/10, 333:00, 221:00) (C07D 491/107, 307:00, 223:00)</p>	A1	<p>(11) International Publication Number: WO 96/11934</p> <p>(43) International Publication Date: 25 April 1996 (25.04.96)</p>
<p>(21) International Application Number: PCT/EP95/03945</p> <p>(22) International Filing Date: 5 October 1995 (05.10.95)</p> <p>(30) Priority Data: 9421003.6 18 October 1994 (18.10.94) GB</p> <p>(71) Applicant (for all designated States except US): SMITHKLINE BEECHAM PLC [GB/GB]; New Horizons Court, Brentford, Middlesex TW8 9EP (GB).</p> <p>(72) Inventors; and (75) Inventors/Applicants (for US only): WYMAN, Paul, Adrian [GB/GB]; SmithKline Beecham Pharmaceuticals, Coldharbour Road, The Pinnacles, Harlow, Essex CM19 5AD (GB). GASTER, Laramie, Mary [GB/GB]; SmithKline Beecham Pharmaceuticals, Coldharbour Road, The Pinnacles, Harlow, Essex CM19 5AD (GB). JENNINGS, Andrew, John [GB/GB]; SmithKline Beecham Pharmaceuticals, Coldharbour Road, The Pinnacles, Harlow, Essex CM19 5AD (GB).</p>	<p>(74) Agent: SUMMERSELL, Richard, John; SmithKline Beecham, Corporate Intellectual Property, SB House, Great West Road, Brentford, Middlesex TW8 9BD (GB).</p> <p>(81) Designated States: JP, US, European patent (AT, BE, CH, DE, DK, ES, FR, GB, GR, IE, IT, LU, MC, NL, PT, SE).</p> <p>Published With international search report.</p>	
<p>(54) Title: TRICYCLIC SPIRO COMPOUNDS PROCESS FOR THEIR PREPARATION AND THEIR USE AS 5HT1D RECEPTOR ANTAGONISTS</p>		
<p>(57) Abstract</p> <p>Novel amide derivatives of formula (I), processes for their preparation, pharmaceutical compositions containing them and their use as medicaments are disclosed.</p>	<p style="text-align: right;">(I)</p>	

FOR THE PURPOSES OF INFORMATION ONLY

Codes used to identify States party to the PCT on the front pages of pamphlets publishing international applications under the PCT.

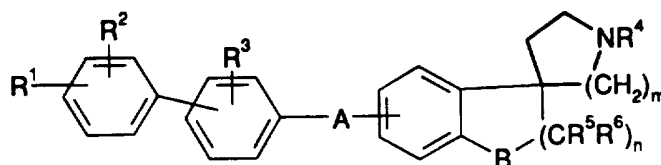
AT	Austria	GB	United Kingdom	MR	Mauritania
AU	Australia	GE	Georgia	MW	Malawi
BB	Barbados	GN	Guinea	NE	Niger
BE	Belgium	GR	Greece	NL	Netherlands
BF	Burkina Faso	HU	Hungary	NO	Norway
BG	Bulgaria	IE	Ireland	NZ	New Zealand
BJ	Benin	IT	Italy	PL	Poland
BR	Brazil	JP	Japan	PT	Portugal
BY	Belarus	KE	Kenya	RO	Romania
CA	Canada	KG	Kyrgystan	RU	Russian Federation
CF	Central African Republic	KP	Democratic People's Republic of Korea	SD	Sudan
CG	Congo	KR	Republic of Korea	SE	Sweden
CH	Switzerland	KZ	Kazakhstan	SI	Slovenia
CI	Côte d'Ivoire	LI	Liechtenstein	SK	Slovakia
CM	Cameroon	LK	Sri Lanka	SN	Senegal
CN	China	LU	Luxembourg	TD	Chad
CS	Czechoslovakia	LV	Latvia	TG	Togo
CZ	Czech Republic	MC	Monaco	TJ	Tajikistan
DE	Germany	MD	Republic of Moldova	TT	Trinidad and Tobago
DK	Denmark	MG	Madagascar	UA	Ukraine
ES	Spain	ML	Mali	US	United States of America
FI	Finland	MN	Mongolia	UZ	Uzbekistan
FR	France			VN	Viet Nam
GA	Gabon				

TRICYCLIC SPIRO COMPOUNDS PROCESS FOR THEIR PREPARATION AND
THEIR USE AS 5HT_{1D} RECEPTOR ANTAGONIST

The present invention relates to novel amide derivatives, processes for their preparation, and pharmaceutical compositions containing them.

5 EPA 0 533 266/7/8 disclose a series of benzanilide derivatives which are said to possess 5HT_{1D} receptor antagonist activity. These compounds are said to be of use in the treatment of various CNS disorders.

A structurally distinct class of compounds have now been discovered and have been found to exhibit 5HT_{1D} antagonist activity. In a first aspect, the present invention
10 therefore provides a compound of formula (I) or a salt thereof:



(I)

15

in which

- R¹ is hydrogen, halogen, C₁₋₆alkyl, C₃₋₆cycloalkyl, COC₁₋₆alkyl, C₁₋₆alkoxy, hydroxy, hydroxyC₁₋₆alkyl, hydroxyC₁₋₆alkoxy, C₁₋₆alkoxyC₁₋₆alkoxy, acyl, nitro, trifluoromethyl, cyano, SR⁹, SOR⁹, SO₂R⁹, NR⁹CONR¹⁰R¹¹,
20 NR¹⁰SO₂R¹¹, SO₂NR¹⁰R¹¹, CO₂R¹⁰, CONR¹⁰R¹¹, CO₂NR¹⁰R¹¹,
CONR¹⁰(CH₂)_aCO₂R¹¹, (CH₂)_aNR¹⁰R¹¹, (CH₂)_aCONR¹⁰R¹¹, (CH₂)_aNR¹⁰COR¹¹,
(CH₂)_aCO₂C₁₋₆alkyl, CO₂(CH₂)_aOR¹⁰, NR¹⁰R¹¹, NR¹⁰CO₂R¹¹, CONHNR¹⁰R¹¹,
CR¹⁰=NOR¹¹, CNR¹⁰=NOR¹¹, where R⁹, R¹⁰ and R¹¹ are independently hydrogen or C₁₋₆alkyl and a is 1 to 4; or R¹ is an optionally substituted 5 to 7-membered heterocyclic
25 ring containing 1 to 4 heteroatoms selected from oxygen, nitrogen or sulphur;
R² and R³ are independently hydrogen, halogen, C₁₋₆alkyl, C₃₋₆cycloalkyl,
C₃₋₆cycloalkenyl, C₁₋₆alkoxy, hydroxyC₁₋₆alkyl, C₁₋₆alkylOC₁₋₆alkyl, acyl, aryl,
acyloxy, hydroxy, nitro, trifluoromethyl, cyano, CO₂R¹⁰, CONR¹⁰R¹¹, NR¹⁰R¹¹ where
R¹⁰ and R¹¹ are independently hydrogen or C₁₋₆alkyl;
30 R⁴ is hydrogen or C₁₋₆alkyl;
R⁵ and R⁶ are independently hydrogen or C₁₋₆alkyl;
A is CONH;
B is oxygen, sulphur, CR¹²R¹³ or NR¹⁴ where R¹², R¹³ and R¹⁴ are independently
hydrogen or C₁₋₆alkyl;
35 m is 1, 2 or 3; and
n is 1, 2 or 3.

C₁₋₆alkyl groups, whether alone or as part of another group, may be straight chain or branched.

Suitably R¹ is hydrogen, halogen, C₁₋₆alkyl, C₃₋₆cycloalkyl, COC₁₋₆alkyl, C₁₋₆alkoxy, hydroxy, hydroxyC₁₋₆alkyl, hydroxyC₁₋₆alkoxy, C₁₋₆alkoxyC₁₋₆alkoxy, acyl, nitro, trifluoromethyl, cyano, SR⁹, SOR⁹, SO₂R⁹, NR⁹CONR¹⁰R¹¹, NR¹⁰SO₂R¹¹, SO₂NR¹⁰R¹¹, CO₂R¹⁰, CONR¹⁰R¹¹, CO₂NR¹⁰R¹¹, CONR¹⁰(CH₂)_aCO₂R¹¹, (CH₂)_aNR¹⁰R¹¹, (CH₂)_aCONR¹⁰R¹¹, (CH₂)_aNR¹⁰COR¹¹, (CH₂)_aCO₂C₁₋₆alkyl, CO₂(CH₂)_aOR¹⁰, NR¹⁰R¹¹, NR¹⁰CO₂R¹¹, CONHNR¹⁰R¹¹, CR¹⁰=NOR¹¹, CNR¹⁰=NOR¹¹, where R⁹, R¹⁰ and R¹¹ are independently hydrogen or C₁₋₆alkyl and a is 1 to 4 or R¹ is an optionally substituted 5 to 7-membered heterocyclic ring containing 1 to 4 heteroatoms selected from oxygen, nitrogen or sulphur.

When R¹ is a 5 to 7-membered heterocyclic ring containing 1 to 3 heteroatoms selected from oxygen, nitrogen or sulphur suitable heterocyclic rings include thienyl, furyl, pyrrolyl, triazolyl, diazolyl, imidazolyl, oxazolyl, thiazolyl, oxadiazolyl, isothiazolyl, isoxazolyl, thiadiazolyl, pyridyl, pyrimidyl and pyrazinyl. The heterocyclic rings can be linked to the remainder of the molecule via a carbon atom or, when present, a nitrogen atom. Suitable substituents for these rings include R² and R³ groups as defined above. Preferably R¹ is optionally substituted oxadiazolyl. Preferred substituents for such oxadiazolyl groups include C₁₋₆alkyl such as methyl or ethyl. Most preferably R¹ is a 5-methyl-1,2,4-oxadiazol-3-yl group.

Suitably R² and R³ are independently hydrogen, halogen, C₁₋₆alkyl, C₃₋₆cycloalkyl, C₃₋₆cycloalkenyl, C₁₋₆alkoxy, hydroxyC₁₋₆alkyl, C₁₋₆alkylOC₁₋₆alkyl, acyl, aryl, acyloxy, hydroxy, nitro, trifluoromethyl, cyano, CO₂R⁹, CONR¹⁰R¹¹, NR¹⁰R¹¹ where R⁹, R¹⁰ and R¹¹ are independently hydrogen or C₁₋₆alkyl. Preferably R¹ and R² are C₁₋₆alkyl, in particular methyl. Preferably R³ is hydrogen.

Suitably R⁴ is hydrogen or C₁₋₆alkyl. Preferably R⁴ is methyl.

Suitably R⁵ and R⁶ are independently hydrogen or C₁₋₆alkyl. Preferably R⁵ and R⁶ are both hydrogen.

Suitably B is oxygen, sulphur, CR¹²R¹³ or NR¹⁴ where R¹², R¹³ and R¹⁴ are independently hydrogen or C₁₋₆alkyl. Preferably B is oxygen.

Suitably m is 1, 2 or 3, preferably m is 2.

Suitably n is 1 or 2, preferably n is 1.

Particularly preferred compounds of the invention include:

N-(2,3-Dihydro-1'-methylspiro[4H-benzopyran-6-yl-4',4'-piperidine])-2'-methyl-4'-(5-methyl-1,2,4-oxadiazol-3-yl)biphenyl-4-carboxamide,

N-(2,3-Dihydrospiro[4H-benzopyran-6-yl-4',4'-piperidine])-2'-methyl-4'-(5-methyl-1,2,4-oxadiazol-3-yl)biphenyl-4-carboxamide,

N-(2,3-Dihydro-1'-methylspiro[benzofuran-5-yl-3,4'-piperidine])-2'-methyl-4'-(5-methyl-1,2,4-oxadiazol-3-yl)biphenyl-4-carboxamide,

N-(2,3-Dihydro-1'-methylspiro[benzothiophen-5-yl-3,4'-piperidine])-2'-methyl-4'-(5-methyl-1,2,4-oxadiazol-5-yl)biphenyl-4-carboxamide,

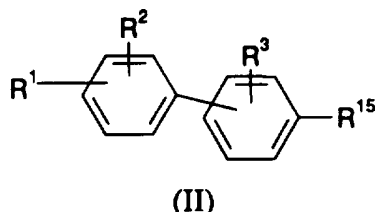
- 5 N-(1,2,3,5,6,7-Hexahydro-1-methylspiro[4H-azepine-4,3'(2H)-benzofuran-5'-yl])-2'-methyl-4'-(5-methyl-1,2,4-oxadiazol-3-yl)biphenyl-4-carboxamide,
or pharmaceutically acceptable salts thereof.

Preferred salts of the compounds of formula (I) are pharmaceutically acceptable salts. These include acid addition salts such as hydrochlorides, hydrobromides,
10 phosphates, acetates, fumarates, maleates, tartrates, citrates, oxalates, methanesulphonates and p-toluenesulphonates.

Certain compounds of formula (I) are capable of existing in stereoisomeric forms. It will be understood that the invention encompasses all geometric and optical isomers of the compounds of formula (I) and the mixtures thereof including racemates. Tautomers
15 and mixtures thereof also form an aspect of the invention.

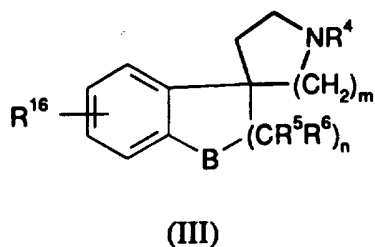
In a further aspect the present invention provides a process for the preparation of a compound of formula (I) which comprises.

- (a) reaction of a compound of formula (II):



20

with a compound of formula (III):



25

- 30 wherein R¹, R², R³, R⁴, R⁵, R⁶, B, m and n are as defined in formula (I) and R¹⁵ and R¹⁶ contain the appropriate functional group(s) necessary to form the A moiety; and optionally thereafter in any order:

- converting a compound of formula (I) into another compound of formula (I)
- forming a pharmaceutically acceptable salt.

Suitably R¹⁵ is an activated carboxylic acid derivative, such as an acyl halide or acid anhydride, and R¹⁶ is an amine group. Activated compounds of formulae (II) or (III) can also be prepared by reaction of the corresponding carboxylic acid with a coupling reagent such as carbonyldiimidazole, dicyclohexylcarbodiimide or
5 diphenylphosphorylazole. Preferably R¹⁵ or is a group COL where L is halo, particularly chloro.

A compound of formulae (II) and (III) are typically reacted together in an inert organic solvent such as DMF, THF or dichloromethane at ambient or elevated temperature in the presence of a base such as an alkali metal hydroxide, triethylamine or pyridine.

10 Intermediate compounds of formulae (II) and (III) are commercially available or can be prepared using standard procedures such as those outlined in EPA 533266/7/8. Certain intermediate compounds of formulae (II) and (III) are novel and form a further aspect of the invention.

It will be appreciated to those skilled in the art that it may be necessary to protect
15 certain reactive substituents during some of the above procedures. Standard protection and deprotection techniques can be used. For example, primary amines can be protected as phthalimide, benzyl, benzyloxycarbonyl or trityl derivatives. These groups can be removed by conventional procedures well known in the art.

Carboxylic acid groups can be protected as esters. Aldehyde or ketone groups can
20 be protected as acetals, ketals, thioacetals or thioketals. Deprotection is achieved using standard conditions.

5HT_{1D} Antagonists, and in particular the compounds of the present invention, are expected to be of use in the treatment of CNS disorders such as mood disorders, including depression, seasonal effective disorder and dysthymia; anxiety disorders, including
25 generalised anxiety, panic disorder, agoraphobia, social phobia, obsessive compulsive disorder and post-traumatic stress disorder; memory disorders, including dementia, amnesic disorders and age-associated memory impairment; and disorders of eating behaviours, including anorexia nervosa and bulimia nervosa. Other CNS disorders include Parkinson's disease, dementia in Parkinson's disease, neuroleptic-induced Parkinsonism
30 and tardive dyskinesias, as well as other psychiatric disorders.

5HT_{1D} Antagonists, and in particular compounds of the present invention, may also be of use in the treatment of endocrine disorders such as hyperprolactinaemia, in the treatment of vasospasm (particularly in the cerebral vasculature) and hypertension, as well
35 as disorders in the gastrointestinal tract where changes in motility and secretion are involved. They may also be of use in the treatment of sexual dysfunction and hypothermia.

Therefore, the present invention, provides a compound of general formula (I) or a physiologically acceptable salt or solvate thereof for use in therapy.

The present invention also provides a compound of general formula (I) or a physiologically acceptable salt or solvate thereof for use in the treatment of the aforementioned disorders.

In another aspect the invention provides the use of a compound of general formula (I) or a pharmaceutically acceptable salt or solvate thereof for the manufacture of a medicament for the treatment of the aforementioned disorders.

In a further aspect the invention provides a method of treating the aforementioned disorders which comprises administering an effective amount to a patient in need of such treatment of a compound of general formula (I) or a pharmaceutically acceptable salt or solvate thereof.

In particular the invention provides a compound of general formula (I) or a physiologically acceptable salt or solvate thereof for use in the treatment or prophylaxis of depression.

It will be appreciated by those skilled in the art that the compounds according to the invention may advantageously be used in conjunction with one or more other therapeutic agents, for instance, different antidepressant agents.

The present invention also provides a pharmaceutical composition, which comprises a compound of formula (I) or a pharmaceutically acceptable salt thereof, and a pharmaceutically acceptable carrier.

A pharmaceutical composition of the invention, which may be prepared by admixture, suitably at ambient temperature and atmospheric pressure, is usually adapted for oral, parenteral or rectal administration and, as such, may be in the form of tablets, capsules, oral liquid preparations, powders, granules, lozenges, reconstitutable powders, injectable or infusible solutions or suspensions or suppositories. Orally administrable compositions are generally preferred.

Tablets and capsules for oral administration may be in unit dose form, and may contain conventional excipients, such as binding agents, fillers, tableting lubricants, disintegrants and acceptable wetting agents. The tablets may be coated according to methods well known in normal pharmaceutical practice.

Oral liquid preparations may be in the form of, for example, aqueous or oily suspension, solutions, emulsions, syrups or elixirs, or may be in the form of a dry product for reconstitution with water or other suitable vehicle before use. Such liquid preparations may contain conventional additives such as suspending agents, emulsifying agents, non-aqueous vehicles (which may include edible oils), preservatives, and, if desired, conventional flavourings or colorants.

For parenteral administration, fluid unit dosage forms are prepared utilising a compound of the invention or pharmaceutically acceptable salt thereof and a sterile vehicle. The compound, depending on the vehicle and concentration used, can be either

suspended or dissolved in the vehicle. In preparing solutions, the compound can be dissolved for injection and filter sterilised before filling into a suitable vial or ampoule and sealing. Advantageously, adjuvants such as a local anaesthetic, preservatives and buffering agents are dissolved in the vehicle. To enhance the stability, the composition
5 can be frozen after filling into the vial and the water removed under vacuum. Parenteral suspensions are prepared in substantially the same manner, except that the compound is suspended in the vehicle instead of being dissolved, and sterilisation cannot be accomplished by filtration. The compound can be sterilised by exposure to ethylene oxide before suspension in a sterile vehicle. Advantageously, a surfactant or wetting agent is
10 included in the composition to facilitate uniform distribution of the compound.

The composition may contain from 0.1% to 99% by weight, preferably from 10 to 60% by weight, of the active material, depending on the method of administration.

The dose of the compound used in the treatment of the aforementioned disorders will vary in the usual way with the seriousness of the disorders, the weight of the sufferer,
15 and other similar factors. However, as a general guide suitable unit doses may be 0.05 to 1000 mg, more suitably 1.0 to 200 mg, and such unit doses may be administered more than once a day, for example two or three a day. Such therapy may extend for a number of weeks or months.

The following Examples illustrate the preparation of compounds of the invention.

Description 1**4-(2-(2-Iodophenoxy)ethyl)pyridine**

5 A stirred solution of 2-iodophenol (8.8g, 0.040 mole), triphenylphosphine (10.5g, 0.040 mole) and pyridine-4-ethanol (5.5g, 0.045 mole) in THF (200 ml) at 0° C under argon was treated with a solution of diethyl azodicarboxylate (6.3 ml, 0.040 mole) in THF (30 ml). The solution was allowed to warm to room temp. and stirred for 4 h, then concentrated *in vacuo* and the residue treated with 10% Na₂CO₃ solution (80 ml) and extracted with ethyl acetate (2 x 80 ml). The combined organic was extracted with 1M HCl acid (150 ml),
10 then the acid extract basified by addition of potassium carbonate and extracted with ethyl acetate (2 x 100 ml). The combined extract was dried (Na₂SO₄) and concentrated *in vacuo* to leave a brown oil, which was chromatographed on silica gel eluting with 0 to 15% ethyl acetate/ether to afford the title compound as a colourless oil (9.3g, 72%).

15

¹H NMR (250 MHz, CDCl₃)

δ(ppm): 8.58-8.51 (m, 2H), 7.76 (dd, 1H), 7.40-7.22 (m, 3H), 6.82-6.68 (m, 2H), 4.23 (t, 2H), 3.15 (t, 2H).

20

Description 2**4-(2-(2-Iodophenoxy)ethyl)-1-methyl-1,2,3,6-tetrahydropyridine**

A solution of 4-(2-(2-iodophenoxy)ethyl)pyridine (D1, 8.28g, 0.025 mole) in acetone (220 ml) was treated with iodomethane (3.7 ml, 0.059 mole) and kept at room temperature for
25 24 h, then concentrated *in vacuo* to leave the quaternary salt as a yellow oil. This was dissolved in a mixture of ethanol (50 ml) and water (50 ml), cooled to 0° C under argon and treated portionwise over 1 h with sodium borohydride (1.33g, 0.035 mole). The reaction mixture was kept at 0° C for a further 1 h, then treated with 10% NaOH solution
30 (50 ml), diluted with water (120 ml) and extracted with ethyl acetate (2 x 200 ml). The combined extract was dried (Na₂SO₄), concentrated *in vacuo* to leave an orange oil, which was chromatographed on silica gel eluting with 0 to 10% methanol/chloroform to afford the title compound as a yellow oil (6.19g, 72%)

35

¹H NMR (250 MHz, CDCl₃)

δ(ppm): 7.76 (dd, 1H), 7.28 (dt, 1H), 6.79 (dd, 1H), 6.70 (dt, 1H), 5.57 (m, 1H), 4.09 (t, 2H), 3.00-2.90 (m, 2H), 2.65-2.48 (m, 4H), 2.36 (s, 3H), 2.32-2.20 (m, 2H).

Description 3**2,3-Dihydro-1'-methylspiro[4H-benzopyran-4,4'-piperidine]**

- 5 A stirred solution of 4-(2-(2-iodophenoxy)ethyl)-1-methyl-1,2,3,6-tetrahydropyridine (D2, 6.3g, 0.018 mole) and AIBN (50 mg) in benzene (700 ml) was heated to reflux under argon, then treated dropwise over 1 h with a solution of tributyltin hydride (9.7 ml, 0.036 mole) in benzene (100 ml). The reaction mixture was heated under reflux for a further 3 h after completing the addition, then more tributyltin hydride (3.8 ml, 0.014 mole) and
- 10 AIBN (30 mg) were added and heating under reflux was continued for 4 h. The reaction mixture was allowed to cool, then concentrated *in vacuo* and the residue treated with 2M HCl acid (150 ml), washed with ethyl acetate (100 ml), basified with potassium carbonate and extracted with ethyl acetate (2 x 100 ml). The combined extract was dried (Na₂SO₄) and concentrated *in vacuo* to leave a yellow oil, which was chromatographed on silica gel
- 15 eluting with 0 to 2% methanol/chloroform to afford the title compound (2.3g of approx. 86% purity, 51%).

¹H NMR (250 MHz, CDCl₃)

- 20 δ(ppm): 7.38 (dd, 1H), 7.08 (dt, 1H), 6.90 (dt, 1H), 6.79 (dd, 1H), 4.18-4.10 (m, 2H), 2.83-2.70 (m, 2H), 2.45-2.25 (m, 4H), 2.35 (s, 3H), 2.05-1.95 (m, 2H), 1.70-1.55 (m, 2H).

Description 4**2,3-Dihydro-1'-ethoxycarbonylspiro[4H-benzopyran-4,4'-piperidine]**

- 25 A stirred solution of 2,3-dihydro-1'-methylspiro[4H-benzopyran-4,4'-piperidine] (D3, 1.0g, 0.0046 mole) and diisopropylethylamine (1.2 ml, 0.0070 mole) in dichloroethane (20 ml) was treated with 1-chloroethyl chloroformate (0.64 ml, 0.0060 mole) and kept at room temp. for 1 h followed by 20 mins at reflux. The solution was then concentrated *in vacuo*
- 30 and the residue treated with methanol (20 ml) and heated under reflux for 2 h. The reaction mixture was concentrated *in vacuo* to leave a beige solid, which was dissolved in dichloromethane (50 ml) and THF (10 ml) and treated with triethylamine (0.84 ml, 0.0060 mole) followed by ethyl chloroformate (0.44 ml, 0.0046 mole). The solution was stirred at room temperature for 2 h, then treated with 10% Na₂CO₃ solution (20 ml) and extracted
- 35 with dichloromethane (2 x 40 ml). The combined extract was dried (Na₂SO₄) and concentrated *in vacuo*. The residue was chromatographed on silica gel eluting with 1:1 ether/60-80 petrol to afford the title compound as a yellow oil (1.3g, 100%).

¹H NMR (250 MHz, CDCl₃)

δ(ppm): 7.25 (dd, 1H), 7.10 (dt, 1H), 6.90 (dt, 1H), 6.80 (dd, 1H), 4.25-4.00 (m, 6H), 2.98 (br t, 2H), 2.10-1.92 (m, 4H), 1.70-1.53 (m, 2H), 1.28 (t, 3H).

5

Description 5

2,3-Dihydro-1'-ethoxycarbonyl-6- and 8-nitrospiro[4H-benzopyran-4,4'-piperidine]

A stirred solution of 2,3-dihydro-1'-ethoxycarbonylspiro[4H-benzopyran-4,4'-piperidine] (D4, 1.3g, 0.0046 mole) in acetic anhydride (30 ml) at 0° C under argon was treated portionwise over 15 minutes with copper (II) nitrate hemipentahydrate (1.16g, 0.0050 mole). The reaction mixture was kept at 0° C for a total of 1.5 h, then allowed to warm to room temperature over 0.5 h. The mixture was poured into water/ice (300 ml) and basified by careful addition of potassium carbonate, then extracted with ethyl acetate (2 x 100 ml). The combined extract was dried (Na₂SO₄) and concentrated *in vacuo* to afford an orange oil (1.5g, 100%), which was approximately a 1:1 mixture of 6- and 8-nitro isomers. This was used without purification.

20

¹H NMR (250 MHz, CDCl₃)

δ(ppm): 8.24 (d, 1H 6-isomer), 8.00 (dd, 1H 6-isomer), 7.64 (dd, 1H 8-isomer), 7.52 (dd, 1H 8-isomer), 6.98 (t, 1H 8-isomer), 6.90 (d, 1H 6-isomer), 4.35-4.05 (m, 6H), 3.00 (br t, 2H), 2.25-1.95 (m, 4H), 1.75-1.60 (m, 2H), 1.35-1.22 (m, 3H).

25 Description 6

6-Amino-2,3-dihydro-1'-ethoxycarbonylspiro[4H-benzopyran-4,4'-piperidine]

A solution of 2,3-dihydro-1'-ethoxycarbonyl-6- and 8-nitrospiro[4H-benzopyran-4,4'-piperidine] (D5, 1.5g, 0.0046 mole) in ethanol (100 ml) was hydrogenated over 10% Pd-C (300 mg) at atmospheric temperature and pressure until uptake of hydrogen ceased. The catalyst was removed by filtration through kieselguhr and the filtrate concentrated *in vacuo*. The mixture of 6- and 8-amino isomers was separated by chromatography on silica gel eluting with ether to afford the 6-amino compound as the lower rf component (420 mg, 32%).

35

¹H NMR (250 MHz, CDCl₃)

δ (ppm): 6.66 (d, 1H), 6.60 (d, 1H), 6.50 (dd, 1H), 4.25-4.00 (m, 4H), 4.17 (q, 2H), 3.45 (br s, 2H), 2.98 (br t, 2H), 2.08-1.88 (m, 4H), 1.70-1.55 (m, 2H), 1.30 (t, 3H).

Description 7

5 6-Amino-2,3-dihydro-1'-methylspiro[4H-benzopyran-4,4'-piperidine]

A stirred suspension of lithium aluminium hydride (76 mg, 0.0020 mole) in THF (15 ml) at 0° C under argon was treated with a solution of 6-amino-2,3-dihydro-1'-ethoxycarbonylspiro[4H-benzopyran-4,4'-piperidine] (D6, 300 mg, 0.0010 mole) in THF (5 ml). The reaction mixture was allowed to warm to room temp. and stir for 1.5 h, then treated with more lithium aluminium hydride (38 mg, 0.0010 mole) suspended in THF (5 ml). The mixture was heated under reflux for 0.75 h, then cooled in an ice bath and treated with water (0.10 ml), 10% NaOH solution (0.10 ml) and water (0.30 ml). The resulting mixture was filtered through kieselguhr and the filtrate concentrated *in vacuo* to afford the title compound as a yellow oil (200 mg, 84%).

^1H NMR (200 MHz, CDCl_3)

δ (ppm): 6.73 (d, 1H), 6.65 (d, 1H), 6.48 (dd, 1H), 4.10-4.00 (m, 2H), 3.3 (br s, 2H), 2.85-2.70 (m, 2H), 2.35 (s, 3H), 2.30-1.90 (m, 6H), 1.75-1.53 (m, 2H).

Description 8

25 N-(2,3-Dihydro-1'-ethoxycarbonylspiro[4H-benzopyran-6-yl-4,4'-piperidine])-2'-methyl-4'-(5-methyl-1,2,4-oxadiazol-3-yl)biphenyl-4-carboxamide

The title compound was prepared from 2'-methyl-4'-(5-methyl-1,2,4-oxadiazol-3-yl)biphenyl-4-carboxylic acid (EP 0533268 A1) and 6-amino-2,3-dihydro-1'-ethoxycarbonylspiro[4H-benzopyran-4,4'-piperidine] (D6) using a similar procedure to Example 1 and purified by column chromatography on silica gel eluting with 1:1 ethyl acetate/60-80 petrol (87%).

^1H NMR (200 MHz, CDCl_3)

δ (ppm): 8.05-7.90 (m, 5H), 7.69 (d, 1H), 7.45 (d, 2H), 7.39-7.28 (m, 2H), 6.83 (d, 1H), 4.25-4.05 (m, 6H), 3.00 (br t, 2H), 2.69 (s, 3H), 2.35 (s, 3H), 2.15-1.95 (m, 4H), 1.78-1.57 (m, 2H), 1.29 (t, 3H).

Description 9**4-(Hydroxymethyl)-1-methyl-1,2,3,6-tetrahydropyridine**

5 To a solution of ethyl 1-methyl-1,2,3,6-tetrahydro-4-pyridinecarboxylate (10.0 ml, 0.061 mole) in THF (200 ml) was added, maintaining temperature below 25° C, lithium aluminium hydride (2.76g, 0.073 mole). After stirring for a further 15 min, water (2.75 ml), 10% NaOH (4 ml) and water (4 ml) were successively added, and the mixture was filtered. The filtrate was dried (Na₂SO₄) and evaporated *in vacuo* to give the title
10 compound as an amber oil (6.30g, 81%), which solidified on standing.

¹H NMR (200 MHz, CDCl₃)

15 δ(ppm): 5.63 (m, 1H), 4.01 (s, 2H), 2.94 (m, 2H), 2.55 (t, 2H), 2.35 (s, 3H), 2.20 (m, 2H).

Description 10**4-(2-Iodophenoxymethyl)-1-methyl-1,2,3,6-tetrahydropyridine**

The title compound was prepared from 4-(hydroxymethyl)-1-methyl-1,2,3,6-tetrahydropyridine (D9) and 2-iodophenol, using a procedure similar to that of Description
20 1 in 74% yield.

¹H NMR (200 MHz, CDCl₃)

25 δ(ppm): 7.76 (dd, 1H), 7.27 (m, 1H), 6.81 (dd, 1H), 6.68 (td, 1H), 5.84 (m, 1H), 4.47 (s, 2H), 2.99 (m, 2H), 2.58 (t, 2H), 2.4-2.25 (m, 5H).

Description 11**2,3-Dihydro-1'-methylspiro[benzofuran-3,4'-piperidine]**

30

The title compound was prepared from 4-(2-iodophenoxymethyl)-1-methyl-1,2,3,6-tetrahydropyridine (D10), using a procedure similar to that of Description 3, in 69% yield.

¹H NMR (250 MHz, CDCl₃)

35

δ(ppm): 7.15 (m, 2H), 6.88 (t, 1H), 6.79 (d, 1H), 4.35 (s, 2H), 2.87 (m, 2H), 2.33 (s, 3H), 2.02 (m, 4H), 1.78 (m, 2H).

Description 12**2,3-Dihydro-1'-methyl-5-nitrospiro[benzofuran-3,4'-piperidine]**

5 The title compound was prepared from 2,3-dihydro-1'-methylspiro[benzofuran-3,4'-piperidine] (D11), using a procedure similar to that of Description 5, in 79% yield. The product was contaminated (NMR) by a minor amount of the 7-nitro isomer (ratio ca. 5:1).

¹H NMR (200 MHz, CDCl₃)

10 δ(ppm): 8.11 (dd, 1H), 8.03 (d, 1H), 6.83 (d, 1H), 4.53 (s, 2H), 2.91 (m, 2H), 2.34 (s, 3H), 2.02 (m, 4H), 1.81 (m, 2H).

Description 13**5-Amino-2,3-dihydro-1'-methylspiro[benzofuran-3,4'-piperidine]**

15

The title compound was prepared from 2,3-dihydro-1'-methyl-5-nitrospiro[benzofuran-3,4'-piperidine] (D12), using a procedure similar to that of Description 6, in 60% yield.

¹H NMR (250 MHz, d⁶DMSO)

20

δ(ppm): 6.42 (m, 2H), 6.33 (dd, 1H), 4.22 (s, 2H), 2.84 (d, 2H), 2.29 (s, 3H), 2.12 (t, 2H), 1.82 (td, 2H), 1.61 (d, 2H).

Description 14**25 4-[(2-Bromo-4-nitrophenylthio)methyl]pyridine**

To a stirred solution of 2-bromo-4-nitrothiophenol (2.22g, 9.5 mmol) (G.B. patent 1,122,323 C.A. 69, 106566) in dry DMF (20 ml) under argon was added anhydrous potassium carbonate (3.27g, 23.7 mmol), followed by 4-picolyl chloride hydrochloride 30 (1.56g, 9.49 mmol). After 16h, the mixture was poured into water (100 ml). The resultant suspension was extracted with ethyl acetate (2 x 60 ml). The combined organic layers were washed with water (3 x 60 ml), dried (Na₂SO₄) and evaporated under reduced pressure to give an orange oil, which was purified by silica gel chromatography (EtOAc as eluant) to give the title compound (1.55g, 53%) as an orange solid.

35

¹H NMR (250 MHz, CDCl₃) δ (ppm): 8.62 (d, 2H), 8.40 (d, 1H), 8.08 (dd, 1H), 7.38 (d, 2H), 7.18 (d, 1H), 4.20 (s, 2H).

Description 15**4-[(4-Amino-2-bromophenylthio)methyl]pyridine**

4-[(2-Bromo-4-nitrophenylthio)methyl]pyridine (D14) (0.800g, 2.56 mmol) was dissolved
5 in ethanol (40 ml) and heated to 60°C with stirring. A solution of tin (II) chloride (1.696g,
8.96 mmol) in conc. HCl (8 ml) was then added dropwise. The reaction mixture was
heated under reflux for 2h, then allowed to cool, diluted with water (40 ml) and basified to
pH14 by the addition of 10% sodium hydroxide. The reaction mixture was concentrated
10 *in vacuo* and the aqueous residue was extracted with dichloromethane (2 x 70 ml). The
combined organic layers were then dried (Na₂SO₄) and evaporated under reduced pressure
to give the title compound as a brown oil, which was dried *in vacuo* (0.670g, 93%).

¹H NMR (250 MHz, CDCl₃) δ (ppm): 8.48 (d, 2H), 7.08 (d, 2H), 7.00 (d, 1H), 6.92 (d,
1H), 6.42 (dd, 1H), 3.90 (s, 2H), 3.80 (s, 2H).

15

Description 16**N-[3-Bromo-4-(pyrid-4-ylmethylthio)phenyl]-2'-methyl-4'-(5-methyl-1,2,4-oxadiazol-3-yl)biphenyl-4-carboxamide**

2'-Methyl-4'-(5-methyl-1,2,4-oxadiazol-3-yl)biphenyl-4-carboxylic acid (EP 0533267A1)
(0.895g, 3.05 mmol) was suspended in dichloromethane (50 ml) with stirring. Oxalyl
chloride (0.266 ml, 4.58 mmol) was then added, followed by a drop of dry DMF under
argon. After 16h, the reaction mixture was evaporated under reduced pressure and dried *in*
vacuo. The resultant yellow solid was then redissolved in dichloromethane (50 ml) and
25 added dropwise to a stirred solution of 4-[(4-amino-2-bromophenylthio)methyl]pyridine
(D15) (0.822g, 2.91 mmol) in dichloromethane (40 ml) containing triethylamine (0.424
ml, 3.05 mmol) under argon. After 6h the reaction mixture was washed with water (1X),
10% sodium hydroxide (1X), dried (Na₂SO₄) and evaporated under reduced pressure to
give the title compound as a brown solid, which was dried *in vacuo* (1.51g, 91%).

30

¹H NMR (250 MHz, CDCl₃) δ (ppm): 8.51 (d, 2H), 8.10 (m, 2H), 7.97 (m, 4H), 7.48 (m,
3H), 7.32 (d, 1H), 7.18 (m, 3H), 4.05 (s, 2H), 2.70 (s, 3H), 2.35 (s, 3H).

Description 17**N-[3-Bromo-4-(1,2,3,6-tetrahydropyrid-4-ylmethylthio)phenyl]-2'-methyl-4'-(5-methyl-1,2,4-oxadiazol-3-yl)biphenyl-4-carboxamide**

5 A stirred solution of N-[3-bromo-4-(pyrid-4-ylmethylthio)phenyl]-2'-methyl-4'-(5-methyl-1,2,4-oxadiazol-3-yl)biphenyl-4-carboxamide (D16) (1.41g, 2.46 mmol) in dry DMF (15 ml) was treated with methyl iodide (0.184 ml, 2.95 mmol). After 60h, the reaction mixture was evaporated under reduced pressure and the residue was triturated with ethyl acetate. The resultant brown solid was filtered off and dried *in vacuo*. It was redissolved
10 in a mixture of ethanol (150 ml) and water (75 ml), cooled to 0°C and treated with sodium borohydride (0.165g, 4.35 mmol) slowly with stirring. After 1h, the reaction mixture was treated with potassium carbonate solution (50 ml). The resultant suspension was extracted with dichloromethane (3 x 100 ml) and the combined organic layers were dried (Na₂SO₄) and evaporated under reduced pressure to give a brown solid, which was purified by silica
15 gel chromatography (10% MeOH/CH₂Cl₂ as eluant) to give the title compound as a yellow oil (0.680g, 47%).

¹H NMR (250 MHz, CDCl₃) δ (ppm): 7.97 (m, 6H) 7.58 (dd, 1H), 7.48 (d, 2H), 7.32 (dd, 2H), 5.51 (s, 1H), 3.50 (s, 2H), 3.00 (s, 2H), 2.70 (s, 3H), 2.62 (m, 3H), 2.40 (s, 3H), 2.35
20 (m, 1H), 2.30 (s, 3H).

Description 18**Dimethyl 4-cyano-4-(2-fluorophenyl)heptanedioate**

25 2-Fluorophenylacetonitrile (39.85g, 0.29 mol) and ethyl acrylate (96 ml, 0.89 mol) were stirred at reflux in t-butanol (400 ml) as benzyltrimethylammonium hydroxide (40% solution in MeOH, 140 ml, 0.30 mol) was added portionwise over 48 h. The mixture was then evaporated to dryness, dissolved in ethyl acetate (1000 ml), washed with dilute HCl and brine, dried (Na₂SO₄) and evaporated to give an oil. This was dissolved in MeOH
30 (300 ml), and a solution of methanolic HCl (formed by cautious addition of thionyl chloride (20 ml) to MeOH (200 ml)) was added. The solution was stirred at reflux for 2h, evaporated, dissolved in ether, filtered, and evaporated again to yield the title compound (97.6g, quantitative) as an amber oil.

35 NMR (200 MHz, CDCl₃) δ (ppm): 7.55 (td, 1H), 7.35 (m, 1H), 7.19 (td, 1H), 7.09 (m, 1H), 3.62 (s, 6H), 2.1-2.7 (m, 8H).

Description 19**Methyl 5-cyano-5-(2-fluorophenyl)-2-oxocyclohexane-1-carboxylate**

5 Dimethyl 4-cyano-4-(2-fluorophenyl)heptanedioate (D18, 35.86g, 0.12 mol) was stirred under Ar in toluene (500 ml) as sodium hydride (80% in mineral oil, 3.5 g, 0.12 mol) was added. Methanol (10 ml) was added dropwise, and the mixture was then stirred at reflux for 16 h, partitioned between ethyl acetate and dilute HCl, and separated. The organic portion was washed with brine, dried (Na_2SO_4) and evaporated to an oil. This was
10 dissolved in dichloromethane (500 ml), filtered, and evaporated to give the title compound (30.66g, 95%) as a cream solid.

NMR (250 MHz, CDCl_3) (predominantly enol form) δ (ppm): 12.27 (s, 1H), 7.1-7.6 (m, 4H), 3.80 (s, 3H), 3.09 (d, 1H), 2.85 (m, 2H), 2.2-2.7 (m, 3H).

15

Description 20**1-(2-Fluorophenyl)-4-oxocyclohexane-1-carboxylic acid**

Methyl 5-cyano-5-(2-fluorophenyl)-2-oxocyclohexane-1-carboxylate (D19, 30.66g, 0.11
20 mol) was stirred at reflux in c. HCl (500 ml) for 17h, cooled, diluted with water (500 ml), and extracted with ethyl acetate. This organic portion was extracted with potassium carbonate solution, dried (Na_2SO_4) and evaporated to give 4-cyano-4-(2-fluorophenyl)cyclohexanone (9.58g, 38%) as a yellow foam. The alkaline extract was re-acidified with c. HCl, and the product isolated by extraction with ethyl acetate, drying
25 (Na_2SO_4) and evaporation. This gave the title compound (16.36g, 62%) as a colourless gum.

NMR (200 MHz, CDCl_3) δ (ppm): 7.0-7.4 (m, 4H), 2.55-2.9 (m, 4H), 2.2-2.55 (m, 4H).

30 **Description 21****1'-(2-Fluorophenyl)spiro[[1,3]dioxolane-2,4'-cyclohexane]-1'-carboxylic acid**

1-(2-Fluorophenyl)-4-oxocyclohexane-1-carboxylic acid (D20, 16.36g, 69 mmol) was stirred with toluene-4-sulphonic acid hydrate (0.50g, 3 mmol) and 1,2-ethanediol (35 ml)
35 at reflux in toluene (500 ml), removing the immiscible 1,2-ethanediol/water distillate via a Dean-Stark trap until the distillate was homogenous. The solution was then evaporated, dissolved in ethyl acetate, washed with water and brine, dried (Na_2SO_4) and evaporated to

give the title compound (19.94g, quantitative) as an amber syrup, contaminated with some unidentified materials (NMR).

NMR (250 MHz, CDCl₃) δ (ppm): 7.1-7.4 (m, 4H), 3.98 (m, 4H), 2.0-2.8 (m, 8H).

5

Description 22

4'-(2-Fluorophenyl)-4'-(hydroxymethyl)spiro[[1,3]dioxolane-2,1'-cyclohexane]

1'-(2-Fluorophenyl)spiro[[1,3]dioxolane-2,4'-cyclohexane]-1'-carboxylic acid (D21, 10 19.90g, 71 mmol) was stirred in THF (500 ml) under Ar as LiAlH₄ (5.4g, 0.14 mol) was added portionwise. The mixture was stirred at reflux for 3h, cooled and treated successively with water (5.4 ml), 10% NaOH (5.4 ml) and water (16.2 ml). The solids were filtered off, and washed well with ethyl acetate. The combined organics were evaporated to an oil, and purified by chromatography on silica gel, eluting with 50% ethyl 15 acetate/ petroleum ether (b.p. 60-80°C). This gave the title compound (5.44g, 28%) as a colourless oil.

NMR (250 MHz, CDCl₃) δ (ppm): 7.0-7.4 (m, 4H), 3.93 (m, 4H), 3.72 (s, 2H), 2.41 (bd, 20 2H), 1.5-1.9 (m, 6H).

20

Description 23

Dispiro[benzofuran-3(2H),1'-cyclohexane-4',2''-[1,3]dioxolane]

Sodium hydride (80% in mineral oil, 1.53g, 51 mmol) was stirred in dry DMF (30 ml) as 25 4'-(2-fluorophenyl)-4'-(hydroxymethyl)spiro[[1,3]-dioxolane-2,1'-cyclohexane] (D22, 5.44g, 20 mmol) was added in dry DMF (70 ml). The mixture was stirred under Ar at 110°C for 6h, cooled, diluted with ethyl acetate (500 ml), washed with water and brine, dried (Na₂SO₄) and evaporated to give the title compound (4.83g, 96%) as a straw-coloured solid.

30

NMR (250 MHz, CDCl₃) δ (ppm): 7.15 (m, 2H), 6.88 (t, 1H), 6.79 (d, 1H), 4.39 (s, 2H), 4.00 (s, 4H), 1.6-2.1 (m, 8H).

Description 24

35 Spiro[benzofuran-3(2H),1'-cyclohexan-4'-one]

Dispiro[benzofuran-3(2H),1'-cyclohexane-4',2''-[1,3]dioxolane] (D23, 1.77g, 7.2 mmol) was stirred at reflux in a mixture of THF (100 ml) and 5M HCl (25 ml) for 2 h, cooled,

diluted with ethyl acetate (150 ml), washed with water and brine, dried (Na_2SO_4) and evaporated to give the title compound (1.41g, 96%) as a yellow solid.

5 NMR (250 MHz, CDCl_3) δ (ppm): 7.15 (m, 2H), 6.93 (t, 1H), 6.86 (d, 1H), 4.57 (s, 2H), 2.5 (m, 4H), 2.2 (m, 4H).

Description 25

1,2,3,5,6,7-Hexahydro-7-oxospiro[4H-azepine-4,3'(2H)-benzofuran]

10 Spiro[benzofuran-3(2H),1'-cyclohexan-4'-one](D24, 0.91g, 4.5 mmol), hydroxylamine hydrochloride (0.94g, 13.5 mmol) and sodium acetate trihydrate (3.6g, 26 mmol) were stirred at reflux in a mixture of ethanol (40 ml) and water (10 ml) for 1h, cooled, evaporated to remove ethanol, and diluted with water (50 ml). The light yellow precipitated oxime (0.95g, 97%) was collected, washed with water, and dried. A portion
15 of this (0.47g, 2.2 mmol) was stirred in polyphosphoric acid (15 g) at 120°C for 10 min. The mixture was cooled, dispersed in water (50 ml), and extracted with dichloromethane. The extract was dried (Na_2SO_4) and evaporated to give the title compound (0.46g, 96%) as a cream solid.

20 NMR (250 MHz, CDCl_3) δ (ppm): 7.15 (m, 2H), 6.91 (t, 1H), 6.83 (d, 1H), 6.38 (b s, 1H), 4.42 (ABq, 2H), 3.33 (m, 2H), 2.54 (m, 2H), 1.8-2.1 (m, 4H)

Description 26

1,2,3,5,6,7-Hexahydro-1-methyl-7-oxospiro[4H-azepine-4,3'(2H)-benzofuran]

25 1,2,3,5,6,7-Hexahydro-7-oxospiro[4H-azepine-4,3'(2H)-benzofuran] (D25, 0.42g, 1.9 mmol) was dissolved in dry DMF (10 ml) and added under Ar to sodium hydride (80% in mineral oil, 0.09g, 3 mmol) in dry DMF (1 ml). After stirring for 5 min, iodomethane (0.24 ml, 3.8 mmol) was added. The mixture was stirred for 1h, diluted with ethyl acetate
30 (150 ml), washed with water and brine, dried (Na_2SO_4) and evaporated to give the title compound (0.36g, 79%) as yellow semi-solid.

35 NMR (250 MHz, CDCl_3) δ (ppm): 7.18 (t, 1H), 7.10 (d, 1H), 6.90 (t, 1H), 6.83 (d, 1H), 4.40 (s, 2H), 3.65 (m, 1H), 3.30 (m, 1H), 3.07 (s, 3H), 2.60 (m, 2H), 1.95 (m, 4H).

Description 27**1,2,3,5,6,7-Hexahydro-1-methyl-5'-nitro-7-oxospiro[4H-azepine-4,3'(2H)-benzofuran]**

5 This material was prepared from 1,2,3,5,6,7-hexahydro-1-methyl-7-oxospiro[4H-azepine-4,3'(2H)-benzofuran] (D26, 0.36g, 1.5 mmol) following the procedure of Description 5, but with a reaction time of 4h. This gave the title compound (0.41g, 97%) as a yellow solid, containing ca. 20% of the corresponding 7'-nitro isomer (NMR).

10 NMR (250 MHz, CDCl₃) δ (ppm): 8.15 (dd, 1H), 8.02 (d, 1H), 6.87 (d, 1H), 4.58 (s, 2H), 3.65 (m, 1H), 3.30 (m, 1H), 3.08 (s, 3H), 2.53 (m, 2H), 2.0 (m, 4H).

Description 28**5'-Amino-1,2,3,5,6,7-hexahydro-1-methyl-7-oxospiro[4H-azepine-4,3'(2H)-benzofuran]**

15

This material was prepared from 1,2,3,5,6,7-hexahydro-1-methyl-5'-nitro-7-oxospiro[4H-azepine-4,3'(2H)-benzofuran] (D27, 0.68g, 2.5 mmol) following the procedure of Description 6, but using acetic acid as solvent. This gave the title compound (0.19g, 31%) as a white solid.

20

NMR (250 MHz, CD₃OD/CDCl₃) δ (ppm): 6.60 (m, 3H), 4.36 (ABq, 2H), 3.70 (m, 1H), 3.35 (m, 1H), 3.06 (s, 3H), 2.5-2.7 (m, 2H), 1.90 (m, 4H).

Description 29**5'-Amino-1,2,3,5,6,7-hexahydro-1-methylspiro[4H-azepine-4,3'(2H)-benzofuran]**

25 This material was prepared from 5'-amino-1,2,3,5,6,7-hexahydro-1-methyl-7-oxospiro[4H-azepine-4,3'(2H)-benzofuran] (D28, 0.19g, 0.8 mmol), following the procedure of Description 22, but washing the aluminium salts with 20% methanol in dichloromethane. This gave dark green crude material (0.24g), used without purification.

Example 1**N-(2,3-Dihydro-1'-methylspiro[4H-benzopyran-6-yl-4,4'-piperidine])-2'-methyl-4'-(5-methyl-1,2,4-oxadiazol-3-yl)biphenyl-4-carboxamide**

35

A suspension of 2'-methyl-4'-(5-methyl-1,2,4-oxadiazol-3-yl)biphenyl-4-carboxylic acid (EP 0533268A1) (250 mg, 0.86 mmole) in thionyl chloride (6 ml) was heated under reflux for 2h, then concentrated *in vacuo* to leave the acid chloride as a yellow solid. This was

dissolved in dichloromethane (10 ml) and added to a stirred solution of 6-amino-2,3-dihydro-1'-methylspiro[4H-benzopyran-4,4'-piperidine] (D7, 200 mg, 0.86 mmole) and triethylamine (0.22 ml, 1.6 mmole) in dichloromethane (20 ml). The reaction mixture was stirred at room temp. for 20 h, then treated with 10% Na₂CO₃ solution (30 ml) and extracted with dichloromethane (2x50ml). The combined extract was dried (Na₂SO₄), concentrated *in vacuo* and the residue chromatographed on silica gel eluting with 3% methanol/chloroform to afford the title compound (205 mg, 47%). The oxalate salt crystallised from acetone/ether mp. 143-145° C.

10 ¹H NMR (free base) (200 MHz, CDCl₃)

δ(ppm): 8.02-7.87 (m, 5H), 7.58 (d, 1H), 7.49-7.38 (m, 3H), 7.33 (d, 1H), 6.82 (d, 1H), 4.18-4.07 (m, 2H), 2.72 (br t, 2H), 2.67 (s, 3H), 2.33 (s, 6H), 2.30-2.15 (m, 4H), 2.05-1.95 (m, 2H), 1.70-1.57 (m, 2H).

15

Example 2

N-(2,3-Dihydrospiro[4H-benzopyran-6-yl-4,4'-piperidine])-2'-methyl-4'-(5-methyl-1,2,4-oxadiazol-3-yl)biphenyl-4-carboxamide

20 A solution of N-(2,3-dihydro-1'-ethoxycarbonylspiro[4H-benzopyran-6-yl-4,4'-piperidine])-2'-methyl-4'-(5-methyl-1,2,4-oxadiazol-3-yl)biphenyl-4-carboxamide (D8, 100 mg, 0.18 mmole) in methanol (25 ml), THF (20 ml) and 10% NaOH solution (25 ml) was stirred at room temp. for 5 days, then concentrated *in vacuo*. The residue was acidified with 5M HCl acid, washed with ethyl acetate, then basified with K₂CO₃ and extracted with ethyl acetate (2 x 50 ml). The combined extract was dried (Na₂SO₄), concentrated *in vacuo* and the residue purified by preparative TLC on a silica gel plate eluting with 20% methanol/chloroform to afford the title compound as a white solid (30 mg, 34%) mp 218-220° C.

30 ¹H NMR (200 MHz, CDCl₃)

δ(ppm): 8.30 (s, 1H), 8.04-7.90 (m, 4H), 7.73 (d, 1H), 7.48-7.27 (m, 4H), 6.80 (d, 1H), 4.17-4.06 (m, 2H), 3.08-2.80 (m, 4H), 2.68 (s, 3H), 2.32 (s, 3H), 2.15-1.95 (m, 4H), 1.70-1.55 (m, 2H).

35

Example 3

N-(2,3-Dihydro-1'-methylspiro[benzofuran-5-yl-3,4'-piperidine])-2'-methyl-4'-(5-methyl-1,2,4-oxadiazol-3-yl)biphenyl-4-carboxamide

- 5 The title compound was prepared from 5-amino-2,3-dihydro-1'-methylspiro[benzofuran-3,4'-piperidine] (D13), using a procedure similar to that of Example 1, in 80% yield. The oxalate salt crystallised from acetone, m.p. 170° C (decomp.).

¹H NMR (oxalate salt) (200 MHz, d⁶DMSO) δ(ppm): 10.31 (s, 1H), 8.15-7.9 (m, 4H),
10 7.7-7.55 (m, 4H), 7.45 (d, 1H), 6.83 (d, 1H), 4.50 (s, 2H), 3.41 (d, 2H), 3.02 (t, 2H), 2.75 (s, 3H), 2.70 (s, 3H), 2.37 (s, 3H), 2.2-1.85 (m, 4H).

Example 4

N-(2,3-Dihydro-1'-methylspiro[benzothiophen-5-yl-3,4'-piperidine])-2'-methyl-4'-(5-methyl-1,2,4-oxadiazol-5-yl)biphenyl-4-carboxamide

- A solution of tributyltin hydride (0.273 ml, 1.018 mmol) in benzene (10 ml) was added dropwise over 30 minutes to a stirred solution of N-[3-bromo-4-(1,2,3,6-tetrahydropyrid-4-ylmethylthio)phenyl]-2'-methyl-4'-(5-methyl-1,2,4-oxadiazol-3-yl)biphenyl-4-
20 carboxamide (D17) (0.300g, 0.509 mmol) in benzene (15 ml), containing AIBN (4 mg) under argon at reflux. Reflux was continued for a further 4 h, after which the reaction mixture was allowed to cool and evaporated under reduced pressure to give a brown oil. The oil was purified by prep. TLC (10% MeOH/CH₂Cl₂ as eluant) to give the title
25 oxalate salt. m.pt. 170-174°C.

¹H NMR (oxalate salt) (270 MHz, d⁶DMSO) δ (ppm): 10.40 (s, 1H), 8.05 (d, 2H), 8.01 (s, 1H), 7.92 (d, 1H), 7.80 (s, 1H), 7.58 (m, 3H), 7.47 (d, 1H), 7.23 (d, 1H), 3.51 (s, 2H), 3.42 (m, 2H), 3.13 (m, 2H), 2.80 (s, 3H), 2.70 (s, 3H), 2.38 (s, 3H), 2.00 (m, 4H).

30

Example 5

N-(1,2,3,5,6,7-Hexahydro-1-methylspiro[4H-azepine-4,3'(2H)-benzofuran-5'-yl])-2'-methyl-4'-(5-methyl-1,2,4-oxadiazol-3-yl)biphenyl-4-carboxamide

- 35 This material was prepared from 5'-amino-1,2,3,5,6,7-hexahydro-1-methylspiro[4H-azepine-4,3'(2H)-benzofuran] (D29, 0.24g), following the procedure of Example 1. The oxalate salt precipitated from acetone/ether as a cream powder (0.078g, 16%)

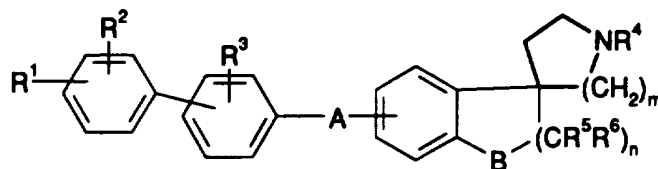
¹H NMR (oxalate salt) (200 MHz, d⁶DMSO) δ (ppm): 10.28 (s, 1H), 8.07 (d, 2H), 7.8-8.0 (m, 3H), 7.57 (d, 2H), 7.46 (d, 2H) 6.80 (d, 1H), 4.32 (s, 2H), 3.2-3.5 (m, 4H), 2.82 (s, 3H), 2.70 (s, 3H), 2.36 (s, 3H), 1.8-2.3 (m, 6H).

5

CLAIMS:

1. A compound of formula (I) or a salt thereof:

5



(I)

10 in which

R^1 is hydrogen, halogen, C_{1-6} alkyl, C_{3-6} cycloalkyl, $CO_{C_{1-6}}$ alkyl, C_{1-6} alkoxy, hydroxy, hydroxy C_{1-6} alkyl, hydroxy C_{1-6} alkoxy, C_{1-6} alkoxy C_{1-6} alkoxy, acyl, nitro, trifluoromethyl, cyano, SR^9 , SOR^9 , SO_2R^9 , $NR^9CONR^{10}R^{11}$, $NR^{10}SO_2R^{11}$, $SO_2NR^{10}R^{11}$, CO_2R^{10} , $CONR^{10}R^{11}$, $CO_2NR^{10}R^{11}$,

15 $CONR^{10}(CH_2)_aCO_2R^{11}$, $(CH_2)_aNR^{10}R^{11}$, $(CH_2)_aCONR^{10}R^{11}$, $(CH_2)_aNR^{10}COR^{11}$, $(CH_2)_aCO_2C_{1-6}$ alkyl, $CO_2(CH_2)_aOR^{10}$, $NR^{10}R^{11}$, $NR^{10}CO_2R^{11}$, $CONHNR^{10}R^{11}$, $CR^{10}=NOR^{11}$, $CNR^{10}=NOR^{11}$, where R^9 , R^{10} and R^{11} are independently hydrogen or C_{1-6} alkyl and a is 1 to 4; or R^1 is an optionally substituted 5 to 7-membered heterocyclic ring containing 1 to 4 heteroatoms selected from oxygen, nitrogen or sulphur;

20 R^2 and R^3 are independently hydrogen, halogen, C_{1-6} alkyl, C_{3-6} cycloalkyl, C_{3-6} cycloalkenyl, C_{1-6} alkoxy, hydroxy C_{1-6} alkyl, C_{1-6} alkyl OC_{1-6} alkyl, acyl, aryl, acyloxy, hydroxy, nitro, trifluoromethyl, cyano, CO_2R^{10} , $CONR^{10}R^{11}$, $NR^{10}R^{11}$ where R^{10} and R^{11} are independently hydrogen or C_{1-6} alkyl;

R^4 is hydrogen or C_{1-6} alkyl;

25 R^5 and R^6 are independently hydrogen or C_{1-6} alkyl;

A is CONH;

B is oxygen, sulphur, $CR^{12}R^{13}$ or NR^{14} where R^{12} , R^{13} and R^{14} are independently hydrogen or C_{1-6} alkyl;

m is 1, 2 or 3; and

30 n is 1, 2 or 3.

2. A compound according to claim 1 in which P is oxadiazole.

3. A compound according to claim 1 or 2 in which R^1 and R^2 are C_{1-6} alkyl.

4. A compound according to any one of claims 1 to 3 in which R^3 is hydrogen.

5. A compound according to any one of claims 1 to 4 in which n is 1 and m is 2.

35 6. A compound according to claim 1 which is:

N-(2,3-Dihydro-1'-methylspiro[4H-benzopyran-6-yl-4,4'-piperidine])-2'-methyl-4'-(5-methyl-1,2,4-oxadiazol-3-yl)biphenyl-4-carboxamide,

N-(2,3-Dihydrospiro[4H-benzopyran-6-yl-4,4'-piperidine])-2'-methyl-4'-(5-methyl-1,2,4-oxadiazol-3-yl)biphenyl-4-carboxamide,

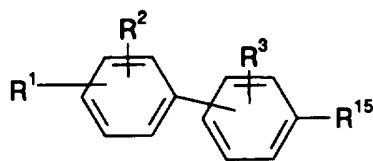
N-(2,3-Dihydro-1'-methylspiro[benzofuran-5-yl-3,4'-piperidine])-2'-methyl-4'-(5-methyl-1,2,4-oxadiazol-3-yl)biphenyl-4-carboxamide,

5 N-(2,3-Dihydro-1'-methylspiro[benzothiophen-5-yl-3,4'-piperidine])-2'-methyl-4'-(5-methyl-1,2,4-oxadiazol-5-yl)biphenyl-4-carboxamide,

N-(1,2,3,5,6,7-Hexahydro-1-methylspiro[4H-azepine-4,3'(2H)-benzofuran-5'-yl])-2'-methyl-4'-(5-methyl-1,2,4-oxadiazol-3-yl)biphenyl-4-carboxamide,

or pharmaceutically acceptable salts thereof.

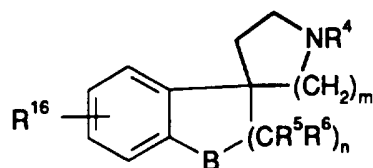
10 7. A process for the preparation of a compound of formula (I) which comprises:
(a) reaction of a compound of formula (II):



(II)

15

with a compound of formula (III):



(III)

20

wherein R^1 , R^2 , R^3 , R^4 , R^5 , R^6 , B, m and n are as defined in formula (I) and R^{15} and R^{16} contain the appropriate functional group(s) necessary to form the A moiety;

25 and optionally thereafter in any order:

- converting a compound of formula (I) into another compound of formula (I)
- forming a pharmaceutically acceptable salt.

8. A compound according to any one of claims 1 to 6 for use in therapy.

9. A pharmaceutical composition which comprises a compound according to

30 any one of claims 1 to 6 in association with a pharmaceutically acceptable carrier or excipient.

INTERNATIONAL SEARCH REPORT

Intern. Application No
PCT/EP 95/03945

A. CLASSIFICATION OF SUBJECT MATTER
 IPC 6 C07D491/107 C07D495/10 A61K31/435 A61K31/55
 //(C07D491/107,311:00,221:00),(C07D491/107,307:00,221:00),
 (C07D495/10,333:00,221:00),(C07D491/107,307:00,223:00)

According to International Patent Classification (IPC) or to both national classification and IPC

B. FIELDS SEARCHED
 Minimum documentation searched (classification system followed by classification symbols)
 IPC 6 C07D A61K

Documentation searched other than minimum documentation to the extent that such documents are included in the fields searched

Electronic data base consulted during the international search (name of data base and, where practical, search terms used)

C. DOCUMENTS CONSIDERED TO BE RELEVANT

Category *	Citation of document, with indication, where appropriate, of the relevant passages	Relevant to claim No.
A	JOURNAL OF MEDICINAL CHEMISTRY, vol.37, no.15, 22 July 1994, WASHINGTON US pages 2253 - 2257 J. W. CLITHEROW ET AL 'Evolution of a novel series of (N,N-dimethylaminopropyl)- and piparazimylbenzanilides as the first selective 5-HT1D antagonists' see page 2253; table 2 -----	1,9

Further documents are listed in the continuation of box C.

Patent family members are listed in annex.

- * Special categories of cited documents :
- *A* document defining the general state of the art which is not considered to be of particular relevance
 - *E* earlier document but published on or after the international filing date
 - *L* document which may throw doubts on priority claim(s) or which is cited to establish the publication date of another citation or other special reason (as specified)
 - *O* document referring to an oral disclosure, use, exhibition or other means
 - *P* document published prior to the international filing date but later than the priority date claimed
 - *T* later document published after the international filing date or priority date and not in conflict with the application but cited to understand the principle or theory underlying the invention
 - *X* document of particular relevance; the claimed invention cannot be considered novel or cannot be considered to involve an inventive step when the document is taken alone
 - *Y* document of particular relevance; the claimed invention cannot be considered to involve an inventive step when the document is combined with one or more other such documents, such combination being obvious to a person skilled in the art.
 - *&* document member of the same patent family

1

Date of the actual completion of the international search	Date of mailing of the international search report
10 January 1996	19.01.96

Name and mailing address of the ISA European Patent Office, P.B. 5818 Patentlaan 2 NL - 2280 HV Rijswijk Tel. (+31-70) 340-2040, Tx. 31 651 epo nl, Fax: (+31-70) 340-3016	Authorized officer <p style="text-align: center; font-size: 1.2em;">Voyiazoglou, D</p>
--	---