

- [54] **DISPOSABLE SURGICAL NEEDLE COUNTER**
- [75] **Inventor:** William B. Maskrey, Thiensville, Wis.
- [73] **Assignee:** Meridian Industries Inc., Milwaukee, Wis.
- [\*\*] **Term:** 14 Years
- [21] **Appl. No.:** 282,380
- [22] **Filed:** Jul. 13, 1981
- [52] **U.S. Cl.** ..... D24/99; D24/29; D9/420; D9/423
- [58] **Field of Search** ..... 206/366, 370, 380, 633; D24/99, 29; D9/420, 423

4,168,001	9/1979	Horvath et al. ....	206/370
4,232,784	11/1980	Hesselgren .....	206/370
4,260,056	4/1981	Horvath et al. ....	206/370
4,312,447	1/1982	McWilliams .....	206/370
4,373,629	2/1983	Ulin et al. ....	206/370 X

*Primary Examiner*—Bernard Ansher  
*Attorney, Agent, or Firm*—Andrus, Scales, Starke & Sawall

[57] CLAIM

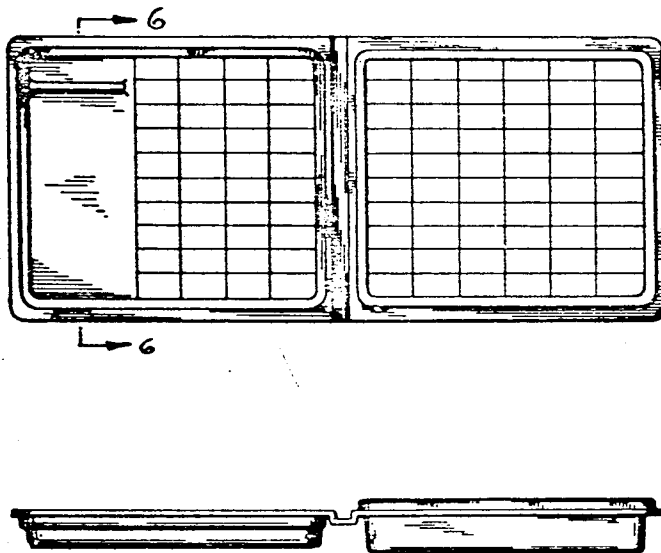
The ornamental design for a disposable surgical needle counter, substantially as shown and described.

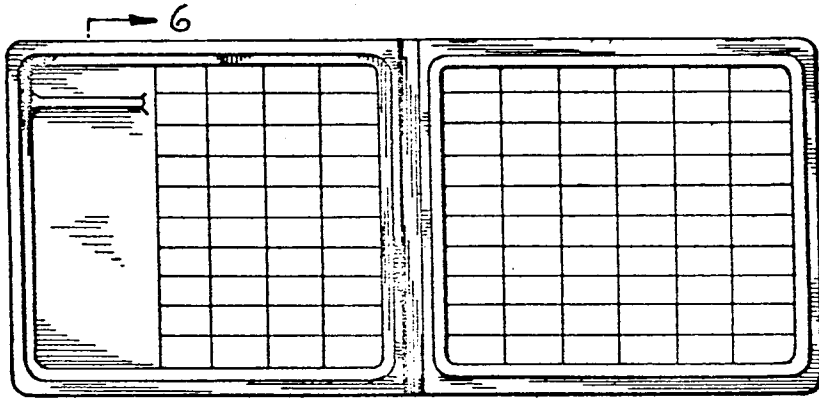
DESCRIPTION

FIG. 1 is a top plan view of a disposable surgical needle counter showing my new design;  
 FIG. 2 is a left side elevational view thereof;  
 FIG. 3 is a right side elevational view thereof;  
 FIG. 4 is a front elevational view thereof;  
 FIG. 5 is a bottom plan view thereof;  
 FIG. 6 is a sectional view taken along line 6—6 of FIG. 1.

[56] **References Cited**  
 U.S. PATENT DOCUMENTS

D. 262,996	2/1982	Rickmeir .....	D24/99
4,167,230	9/1979	Barratt .....	206/63.3





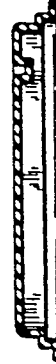
*Fig. 1*



*Fig. 2*




*Fig. 3*



*Fig. 6*



*Fig. 4*



*Fig. 5*