



US00D388964S

**United States Patent** [19]  
**Gouldson**

[11] **Patent Number:** **Des. 388,964**  
[45] **Date of Patent:** **\*\*Jan. 13, 1998**

[54] **GARMENT HANGER**

[75] **Inventor:** **Stanley F. Gouldson, Northport, N.Y.**

[73] **Assignee:** **Spotless Plastics Pty. Ltd., Victoria, Australia**

[\*\*] **Term:** **14 Years**

[21] **Appl. No.:** **66,695**

[22] **Filed:** **Feb. 14, 1997**

**Related U.S. Application Data**

[62] **Division of Ser. No. 54,319, May 9, 1996.**

[51] **LOC (6) Cl.** ..... **06-08**

[52] **U.S. Cl.** ..... **D6/326**

[58] **Field of Search** ..... **D6/315, 317, 318, D6/326; 211/113; 223/85, 91, 92, 95**

[56] **References Cited**

**U.S. PATENT DOCUMENTS**

D. 246,817 1/1978 Mainetti ..... D6/326

4,623,079	11/1986	Tendrup et al. ....	223/85
4,629,102	12/1986	Tendrup et al. ....	223/85
4,892,237	1/1990	Duester et al. ....	223/85
5,065,916	11/1991	Fildan .....	223/91
5,129,557	7/1992	Kolton et al. ....	223/91
5,236,109	8/1993	Zuckerman .....	223/85 X
5,411,189	5/1995	Gouldson .....	223/85

*Primary Examiner*—Terry A. Wallace  
*Attorney, Agent, or Firm*—Scully, Scott, Murphy & Presser

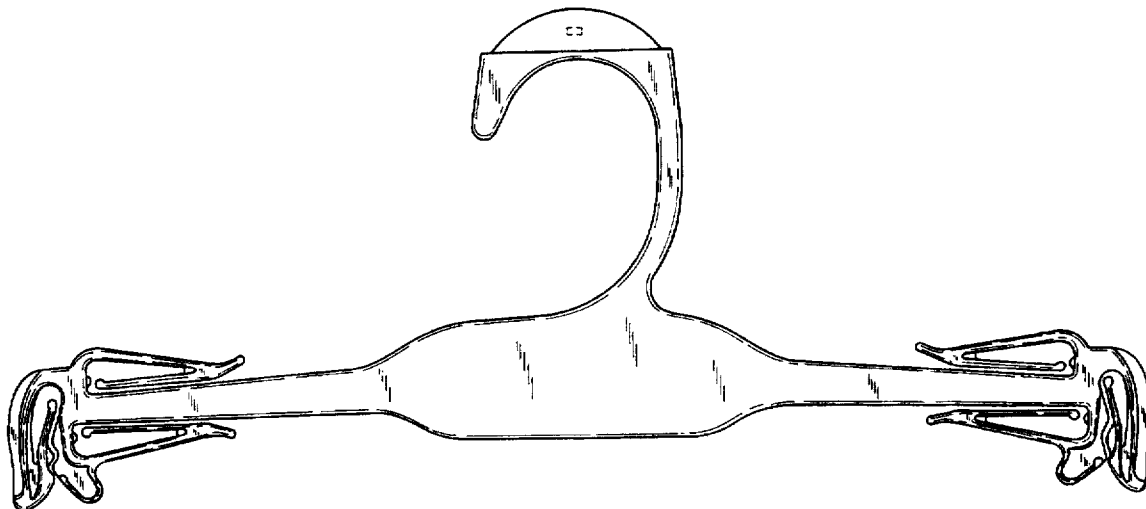
[57] **CLAIM**

The ornamental design for a garment hanger, as shown and described.

**DESCRIPTION**

FIG. 1 is a front elevation of a garment hanger showing my new design;  
FIG. 2 is a rear elevation view thereof;  
FIG. 3 is a right side elevational view thereof;  
FIG. 4 is a left side view elevation view thereof;  
FIG. 5 is a top plan view thereof; and,  
FIG. 6 is a bottom plan view thereof.

**1 Claim, 3 Drawing Sheets**



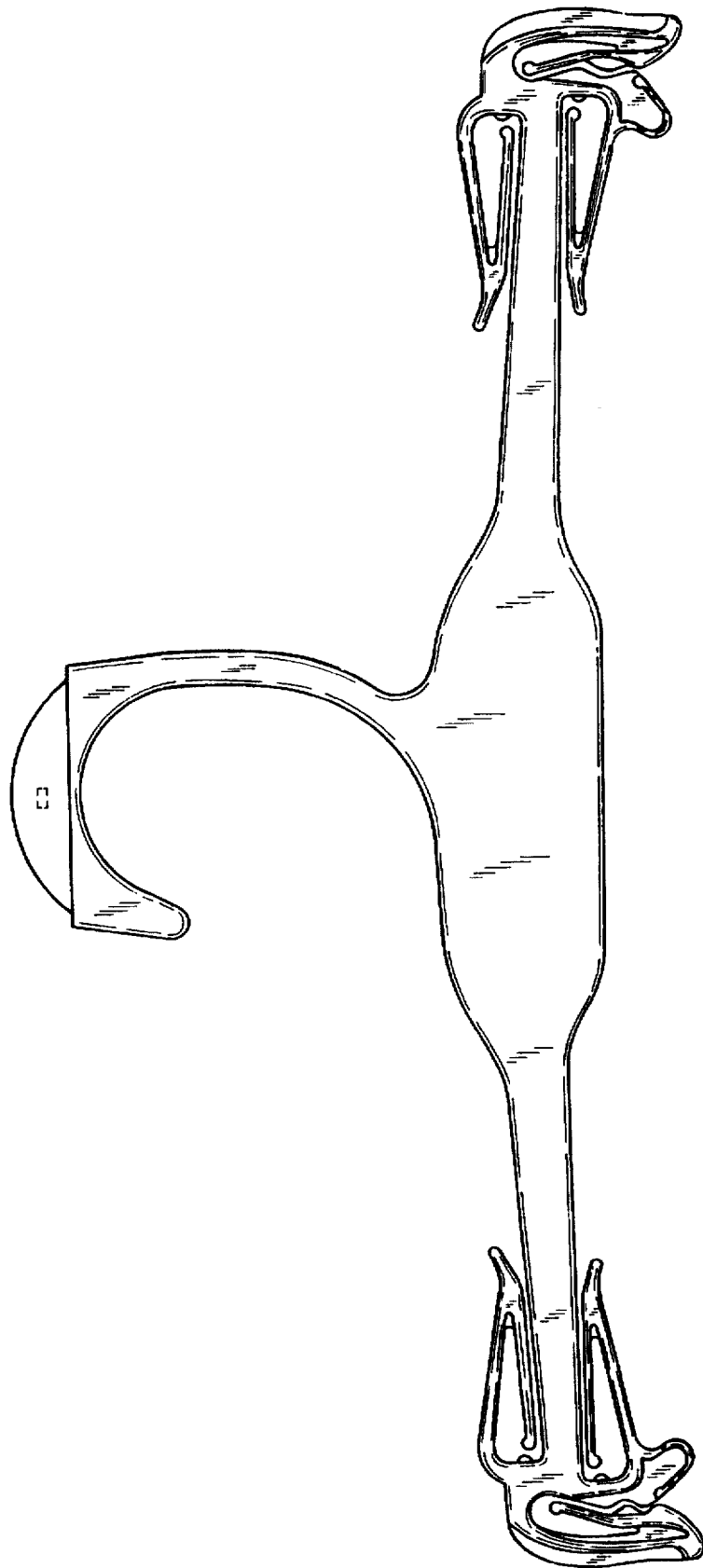


FIG. 1

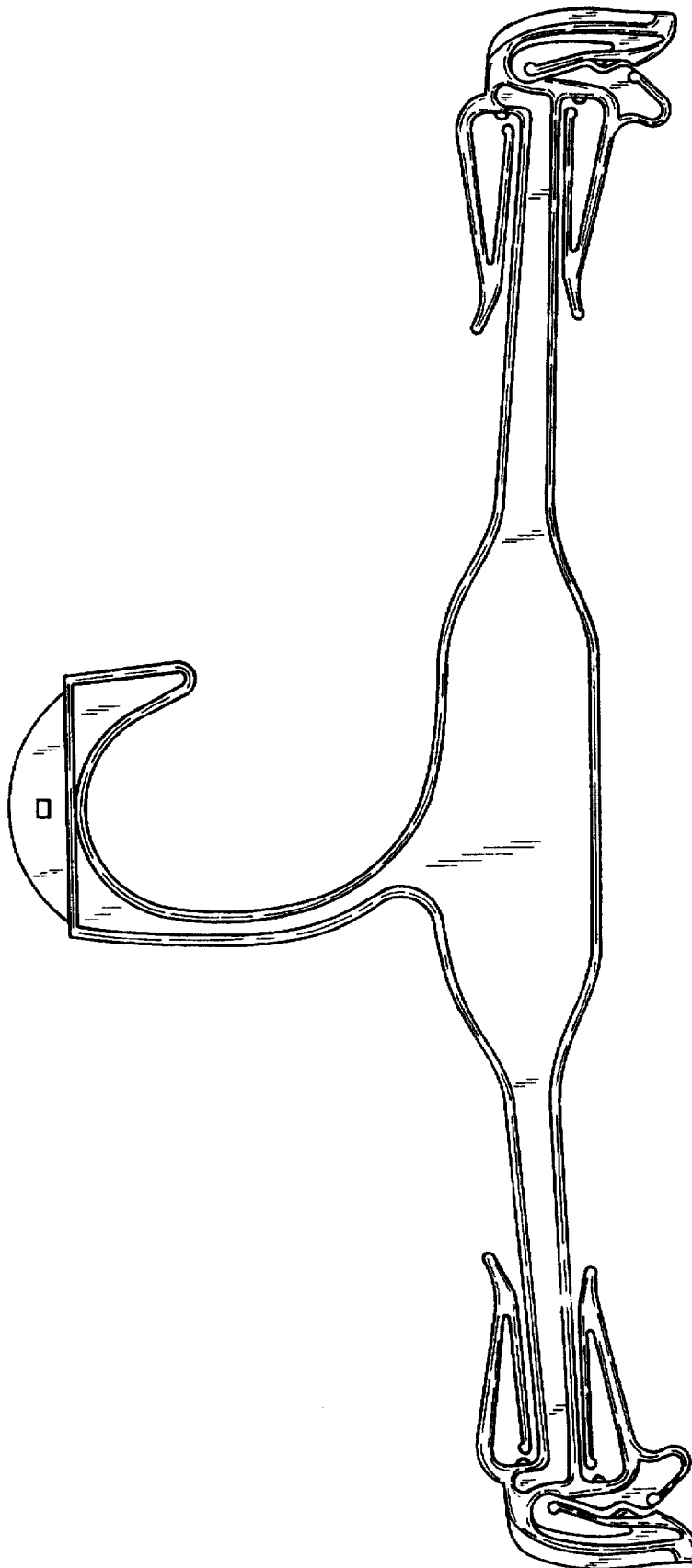


FIG.2




FIG. 4



FIG. 3



FIG. 5



FIG. 6