



US00D620643S

(12) **United States Design Patent**
Teteak et al.

(10) **Patent No.:** **US D620,643 S**

(45) **Date of Patent:** **** Jul. 27, 2010**

(54) **LINT REMOVER**

(75) Inventors: **Daniel R. Teteak**, Madison, WI (US);
David H. Roland, Middleton, WI (US)

(73) Assignee: **ROVCAL, Inc.**, Madison, WI (US)

(**) Term: **14 Years**

(21) Appl. No.: **29/336,997**

(22) Filed: **May 13, 2009**

(51) **LOC (9) Cl.** **28-03**

(52) **U.S. Cl.** **D28/50**

(58) **Field of Classification Search** D28/44–54;
D32/17–19; 30/32–541, DIG. 1, DIG. 2;
15/344

See application file for complete search history.

(56) **References Cited**

U.S. PATENT DOCUMENTS

2,795,042	A	*	6/1957	Ritchey et al.	30/43.6
D195,952	S	*	8/1963	Sanders	D28/50
4,413,410	A	*	11/1983	Otsuka et al.	30/43.6
4,788,769	A	*	12/1988	Maruyama	30/133
4,899,442	A	*	2/1990	Horii et al.	30/133
D307,957	S	*	5/1990	Mockovak	D28/50
D376,859	S		12/1996	Garrity, Sr.	
D412,589	S		8/1999	Burns	
D421,812	S		3/2000	Neyer et al.	
D422,729	S		4/2000	Chiu et al.	
D427,346	S		6/2000	Schoen	
D436,690	S		1/2001	Cruz et al.	
D441,052	S		4/2001	Lu	
D445,925	S		7/2001	Parker	
D452,020	S		12/2001	Hong	
D455,228	S		4/2002	Hsu	
D459,028	S		6/2002	Hsu	
D472,024	S		3/2003	Caldwell	
D483,135	S		12/2003	Meoli	

D495,831	S		9/2004	Hsu	
D500,168	S		12/2004	Ho	
D510,138	S		9/2005	Kim	
D511,599	S	*	11/2005	Martin	D32/18
D512,192	S	*	11/2005	Shim	D32/18
D513,814	S		1/2006	Chen	
D524,907	S		7/2006	Bosch	
D524,961	S		7/2006	Garrity	
D527,130	S		8/2006	Garrity et al.	
D532,078	S		11/2006	Bosio	
D533,252	S		12/2006	Bosio	
D535,746	S		1/2007	Grove et al.	
D549,863	S		8/2007	Garrity	
D555,764	S		11/2007	Bosio	
D555,818	S		11/2007	Crawford	

* cited by examiner

Primary Examiner—Catherine Tuttle

(74) *Attorney, Agent, or Firm*—Banner & Witcoff, Ltd

(57) **CLAIM**

The ornamental design for a lint remover, as shown and described.

DESCRIPTION

FIG. 1 is a front perspective view of a lint remover showing our new design;

FIG. 2 is a front view thereof;

FIG. 3 is a rear view thereof;

FIG. 4 is a right side view thereof;

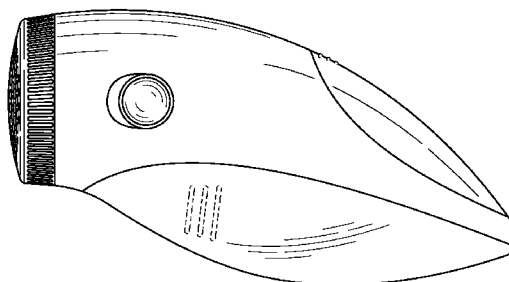
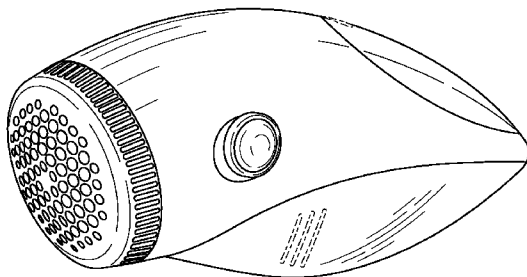
FIG. 5 is a left side view thereof;

FIG. 6 is a top view thereof; and,

FIG. 7 is a bottom view thereof.

The broken lines are included for the purpose of illustrating elements of the lint remover that form no part of the claimed design.

1 Claim, 4 Drawing Sheets



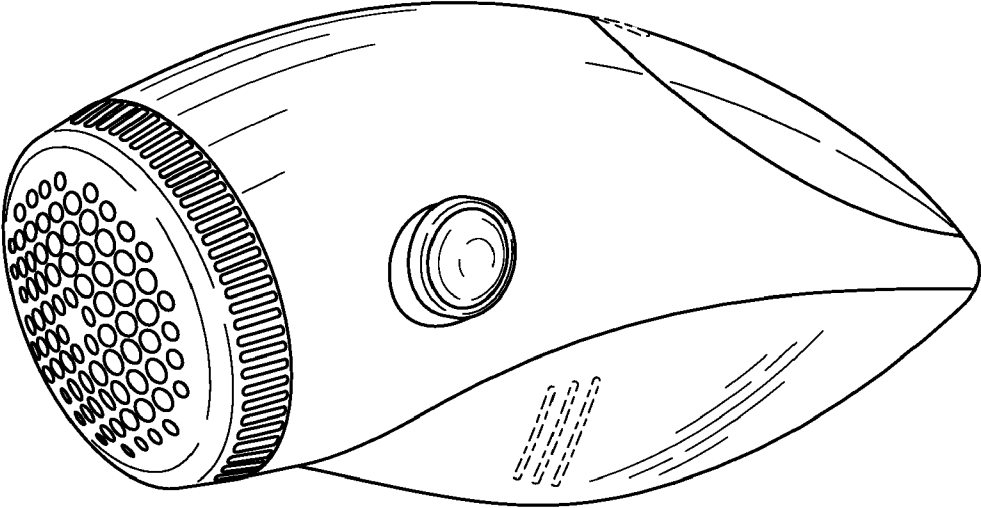


FIG. 1

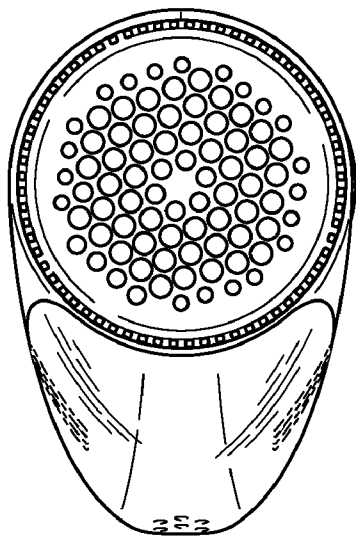


FIG. 2

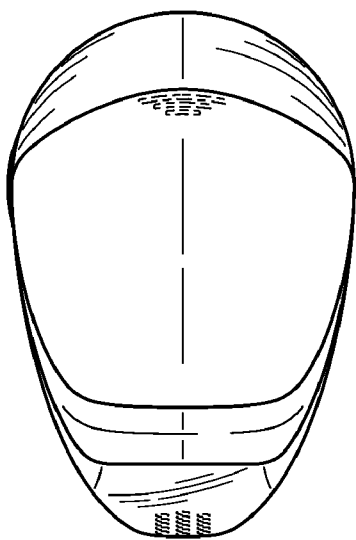


FIG. 3

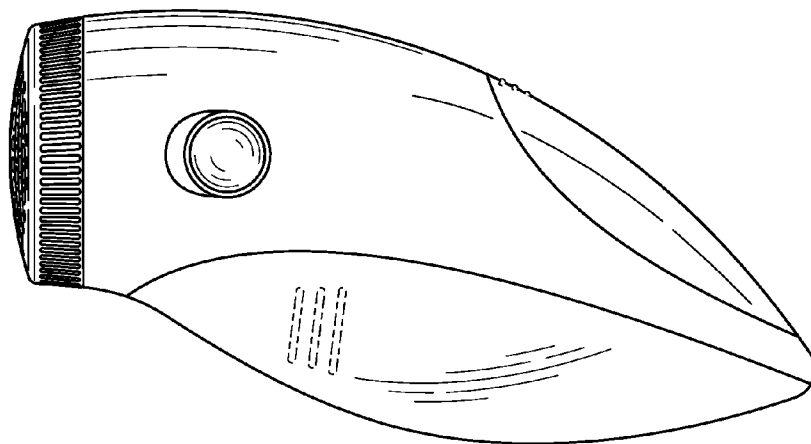


FIG. 4

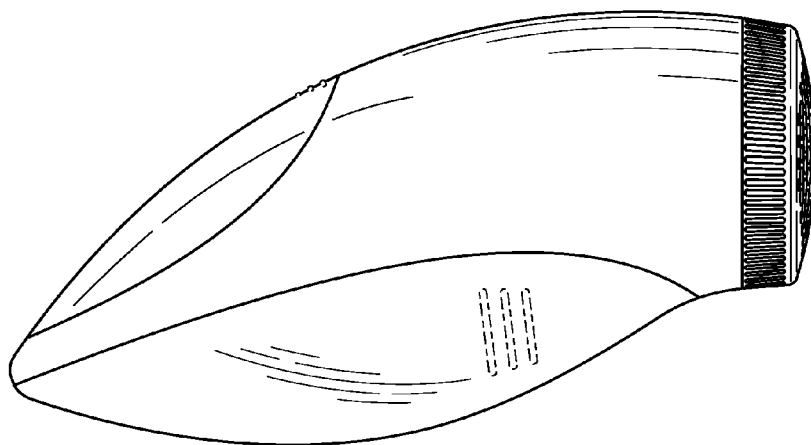


FIG. 5

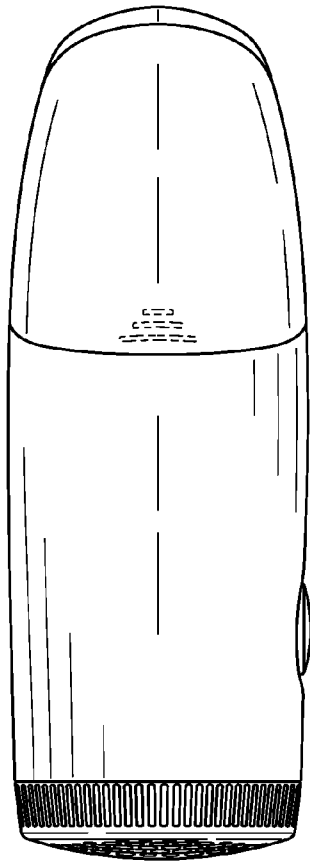


FIG. 6

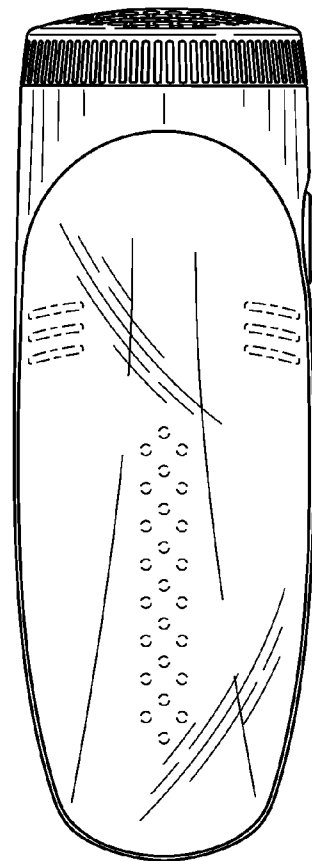


FIG. 7