



US00D606807S

(12) **United States Design Patent**
Humphreys et al.

(10) **Patent No.:** **US D606,807 S**

(45) **Date of Patent:** **** Dec. 29, 2009**

(54) **SET OF ELEMENTS IN THE SHAPE OF A SOCCER BALL**

Primary Examiner—Marianne Pandozzi
(74) *Attorney, Agent, or Firm*—Nixon Peabody, LLP; Jeffrey L. Costellia

(75) Inventors: **Peter Humphreys**, Malmesbury (ZA);
Cornelius Frederik Van Der Nest,
Worcester (ZA)

(57) **CLAIM**

(73) Assignee: **Scarlet IBIS Investments 53 (PTY) Ltd.**, Hatfield, Pretoria (ZA)

The ornamental design for a set of elements in the shape of a soccer ball, as shown and described.

(**) Term: **14 Years**

DESCRIPTION

(21) Appl. No.: **29/274,352**

FIG. 1 is a perspective view of a set of elements in the shape of a soccer ball showing our new design;

(22) Filed: **Apr. 18, 2007**

FIG. 2 is a perspective view of the central mounting core of the set of elements in the shape of a soccer ball with the rest of the elements removed for ease of illustration;

(51) **LOC (9) Cl.** **07-01**

(52) **U.S. Cl.** **D7/505; D7/507; D7/515; D7/523; D7/901**

FIG. 3 is a partial exploded perspective view of the set of elements in the shape of a soccer ball;

(58) **Field of Classification Search** D7/590,
D7/592, 596, 597, 599, 600.2, 505, 507, 510,
D7/511, 523, 515, 901, 606, 301–303, 598,
D7/619.2; D9/538, 546, 556, 431, 430, 668,
D9/549, 651; 273/153 R; 224/148.4; 428/10;
446/121; 220/703; D21/713, 714

FIG. 4 is a bottom perspective view of a pentagonal element of the set of elements in the shape of a soccer ball with the rest of the parts of the set of elements in the shape of a soccer ball removed for ease of illustration;

See application file for complete search history.

FIG. 5 is a top perspective view thereof;

FIG. 6 is a side elevational view thereof;

(56) **References Cited**

U.S. PATENT DOCUMENTS

D43,781 S *	4/1913	Sanford	D7/597
4,339,062 A *	7/1982	Witt, Jr.	224/148.4
4,493,862 A	1/1985	Allbert et al.		
D277,455 S *	2/1985	Tordjman	D9/546
4,606,544 A *	8/1986	Olazabal, Jr.	473/605
D304,298 S *	10/1989	Bannister	D9/546
D307,709 S *	5/1990	Liss	D9/694
5,340,349 A *	8/1994	Berg-Fernstrum	446/126
D375,047 S *	10/1996	Jivago	D9/651
D379,136 S *	5/1997	Salvato	D7/596
D391,451 S *	3/1998	Todorya	D7/606
D399,426 S *	10/1998	Jivago	D9/651
5,826,872 A *	10/1998	Hall	273/156
5,853,823 A	12/1998	McKenna		
D418,514 S *	1/2000	Adelaar	D14/232
D419,387 S *	1/2000	Hansen	D7/606

FIG. 7 is a bottom plan view thereof;

FIG. 8 is a top plan view thereof;

FIG. 9 is a bottom perspective view of a hexagonal element of the set of elements in the shape of a soccer ball with the rest of the parts of the set of elements in the shape of a soccer ball removed for ease of illustration;

FIG. 10 is a top perspective view thereof;

FIG. 11 is a side elevational view thereof;

FIG. 12 is a bottom plan view thereof; and,


FIG. 13 is a top plan view thereof.

The pentagonal elements and hexagonal elements may be used to hold liquid beverage or granular food items therein.

The broken lines shown in the figures are for illustrative purposes only, and form no part of the claimed design.

(Continued)

1 Claim, 9 Drawing Sheets



US D606,807 S

Page 2

U.S. PATENT DOCUMENTS

D434,325 S *	11/2000	Jivago	D9/651	D563,171 S *	3/2008	Mansfield	D7/523
D519,845 S *	5/2006	Ortiz	D9/651	D594,703 S *	6/2009	Sax et al.	D7/515
D529,377 S *	10/2006	Heiss	D9/431	D598,322 S *	8/2009	Kunz	D11/147
D558,285 S *	12/2007	Avis et al.	D21/713	2007/0000452 A1 *	1/2007	Barney	

* cited by examiner

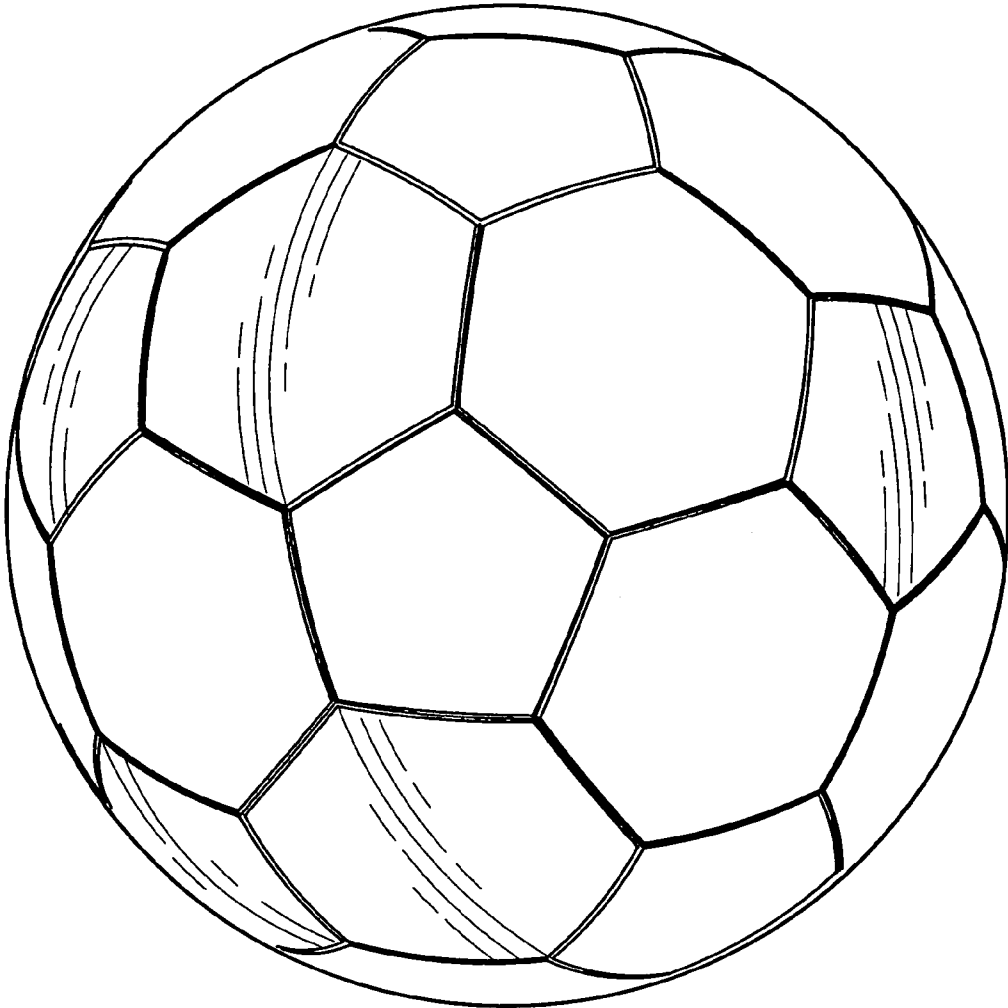


FIG 1

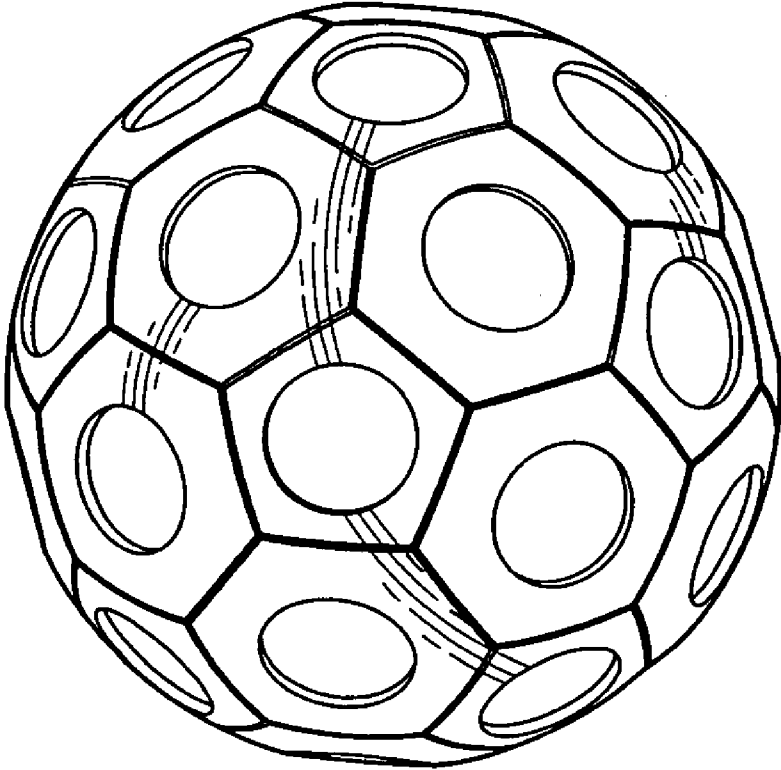



FIG 2

FIG. 3



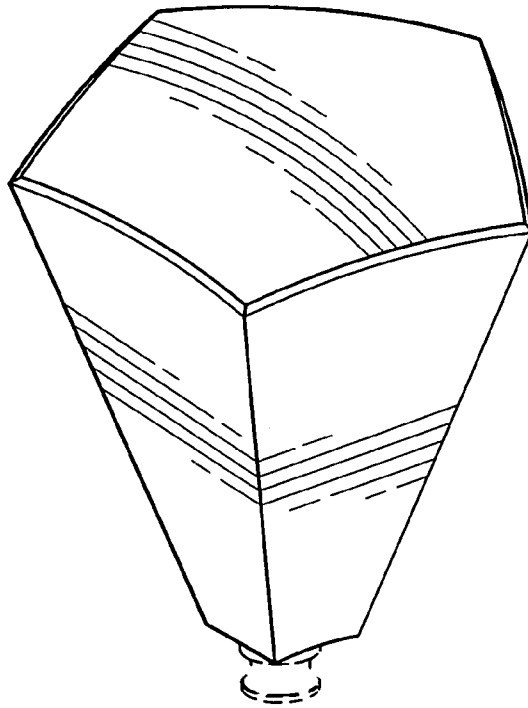


FIG 4

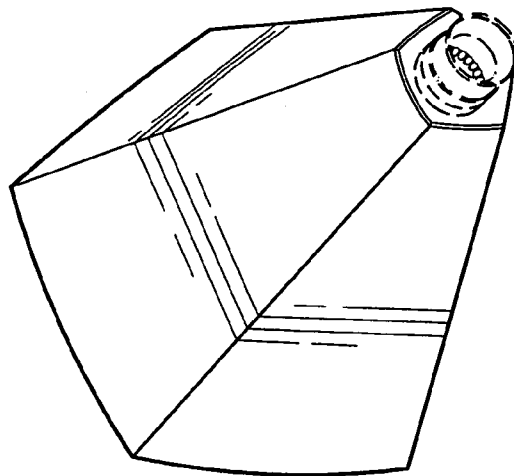
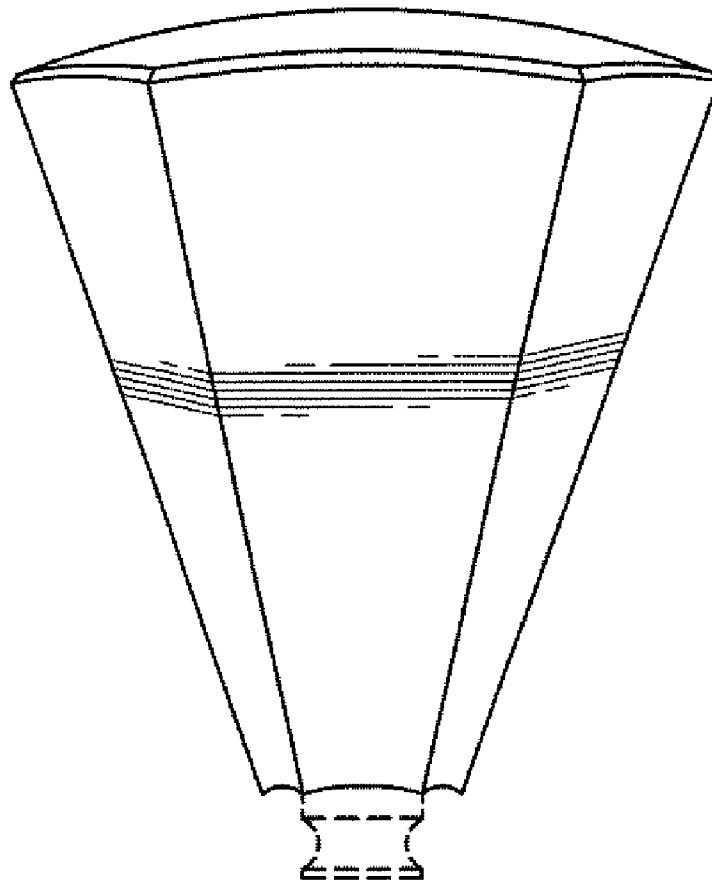


FIG 5

FIG. 6



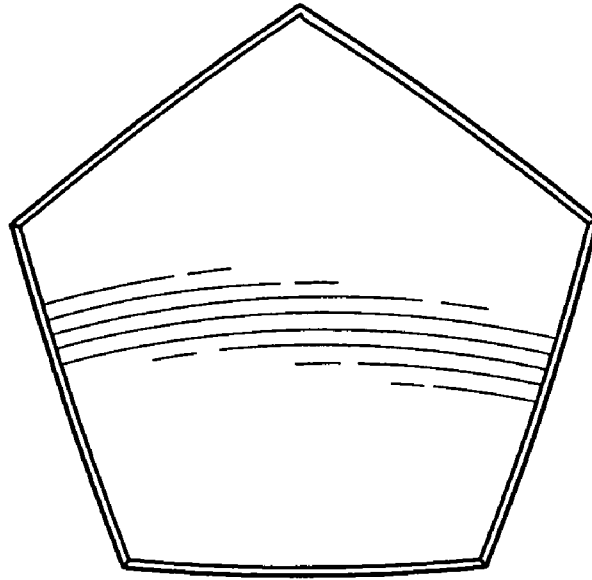


FIG 7

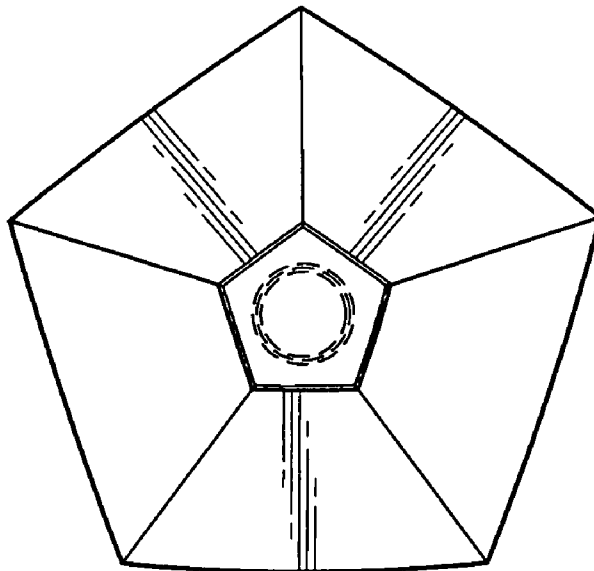


FIG 8

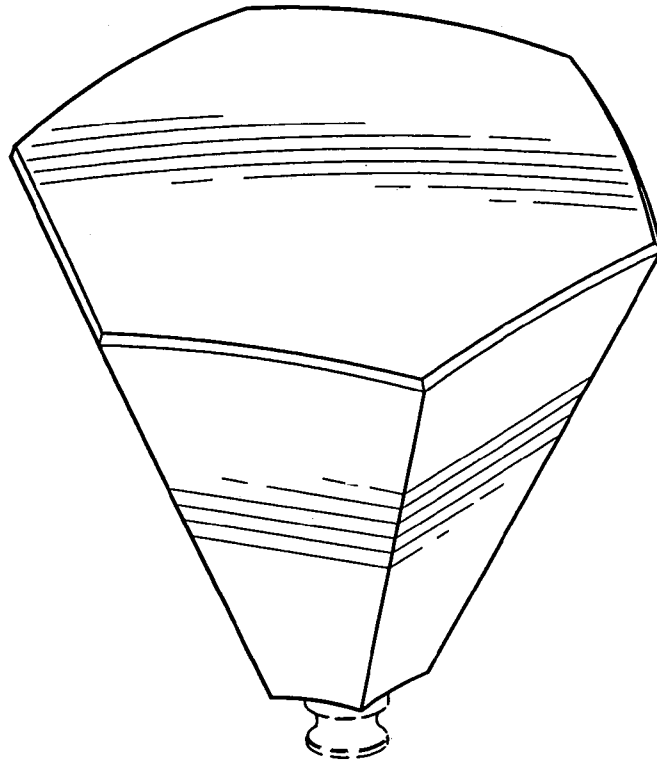


FIG 9

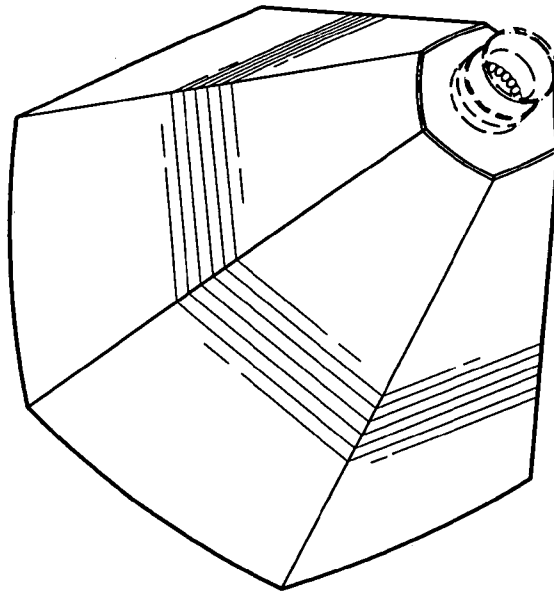
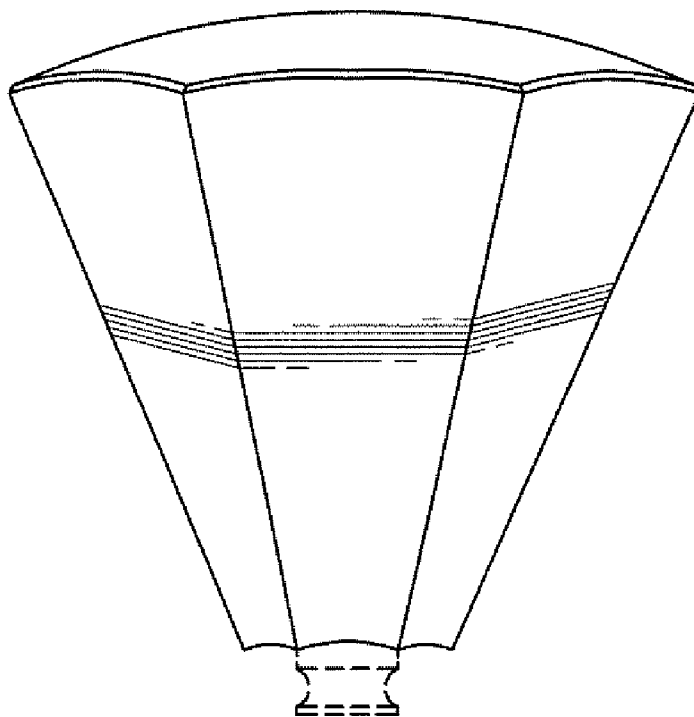


FIG 10

FIG. 11



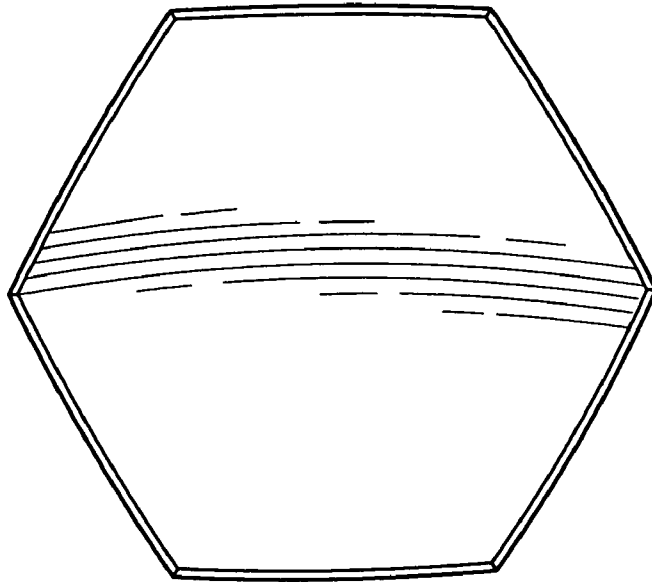


FIG 12

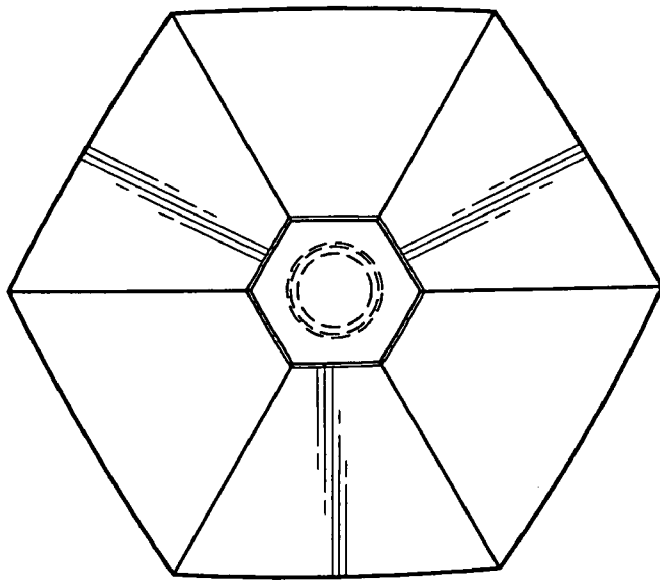


FIG 13