



US00D832130S

(12) **United States Design Patent**
Bostic

(10) **Patent No.:** **US D832,130 S**

(45) **Date of Patent:** **** Oct. 30, 2018**

- (54) **CHARM BRACELET**
- (71) Applicant: **Tanisha Dechell Bostic**, West Bloomfield, MI (US)
- (72) Inventor: **Tanisha Dechell Bostic**, West Bloomfield, MI (US)
- (**) Term: **15 Years**
- (21) Appl. No.: **29/601,182**
- (22) Filed: **Apr. 19, 2017**
- (51) **LOC (11) Cl.** **11-01**
- (52) **U.S. Cl.**
USPC **D11/4**
- (58) **Field of Classification Search**
USPC D11/1-45, 77, 91, 92; D14/344
CPC A44C 5/00; A44C 5/0007; A44C 5/0015;
A44C 5/0023; A44C 5/003; A44C 5/0038;
A44C 5/0046; A44C 5/0053; A44C 5/0061;
A44C 5/0069; A44C 5/0084; A44C 5/0092; A44C 5/02; A44C 5/022;
A44C 5/025; A44C 5/027; A44C 5/04; A44C 5/06;
A44C 5/08; A44C 5/10; A44C 5/12; A44C 13/00;
A44C 7/00; A44C 7/001; A44C 7/002; A44C 7/003;
A44C 9/00; A44C 9/0007; A44C 9/0015; A44C 9/02
- See application file for complete search history.

D413,531 S *	9/1999	Philippe	D11/3
6,116,053 A *	9/2000	Siebenberg	A44C 9/00 63/15
D442,509 S *	5/2001	Yamanaka	D11/26
D563,818 S *	3/2008	Varon	D11/3
D608,236 S *	1/2010	Akdemir	D11/26
D688,585 S *	8/2013	Ohnemus	D11/3
D714,179 S *	9/2014	Park	D11/3
D721,609 S *	1/2015	Duddy	D11/3
D726,572 S *	4/2015	Walters	D11/3
D733,604 S *	7/2015	Tan	D11/3
D741,211 S *	10/2015	Kahn	D11/3
D750,069 S *	2/2016	Magi	D14/344
D750,070 S *	2/2016	Magi	D14/344
D753,108 S *	4/2016	Kuwabara	D11/26
9,345,290 B2 *	5/2016	Chang	A44C 5/0007
D758,908 S *	6/2016	Waud	A44C 5/0007 D11/3

(Continued)

Primary Examiner — Cynthia Ramirez
Assistant Examiner — L. Martinez-Rivera
 (74) *Attorney, Agent, or Firm* — Keeley DeAngelo LLP;
 W Scott Keeley

(57) **CLAIM**

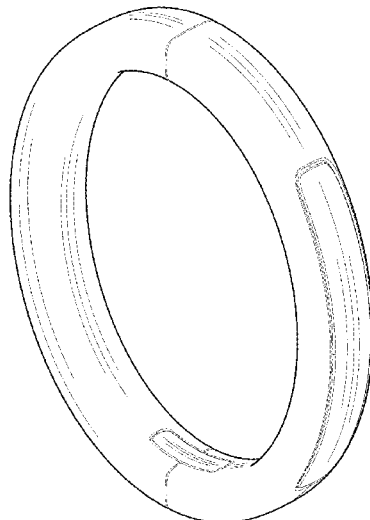
The ornamental design for a charm bracelet, as shown and described.

DESCRIPTION

FIG. 1 is a front right perspective view of a charm bracelet showing my new design;
 FIG. 2 is a rear right perspective view thereof;
 FIG. 3 is a front right exploded view thereof;
 FIG. 4 is a front side view thereof;
 FIG. 5 is a right side view thereof;
 FIG. 6 is a rear side view thereof;
 FIG. 7 is a left side view thereof;
 FIG. 8 is a top plan view thereof; and,
 FIG. 9 is a bottom plan view thereof.
 The broken lines in the drawings depict portions of the charm bracelet that form no part of the claimed design.

1 Claim, 9 Drawing Sheets

- (56) **References Cited**
U.S. PATENT DOCUMENTS
- D203,551 S * 1/1966 Tranfield 63/15
- D262,527 S * 1/1982 Goldberg D11/2
- D291,423 S * 8/1987 Lajoie D11/26
- 5,412,956 A * 5/1995 Levy A44C 9/02
63/15.65
- D404,333 S * 1/1999 Perrin D11/26
- D404,335 S * 1/1999 Perrin D11/26
- D405,381 S * 2/1999 Perrin D11/4



(56)

References Cited

U.S. PATENT DOCUMENTS

D779,994	S *	2/2017	Roberts	D11/3
D779,995	S *	2/2017	Roberts	D11/3
D788,627	S *	6/2017	Park	D11/5
D791,764	S *	7/2017	von Badinski	D14/344
D791,765	S *	7/2017	von Badinski	D14/344
D798,293	S *	9/2017	Park	D14/344
D799,477	S *	10/2017	Lee	D14/344
D804,471	S *	12/2017	von Badinski	D14/344
D805,418	S *	12/2017	Lowe	D11/3
D808,847	S *	1/2018	Warren	D11/26
2005/0066563	A1 *	3/2005	Juhan	G09F 3/005 40/633
2016/0202730	A1 *	7/2016	Chen	A44C 5/0007 361/679.03
2016/0312992	A1 *	10/2016	Carriere	A44C 5/0007
2018/0025605	A1 *	1/2018	Thomas	A44C 5/0015 455/90.1

* cited by examiner

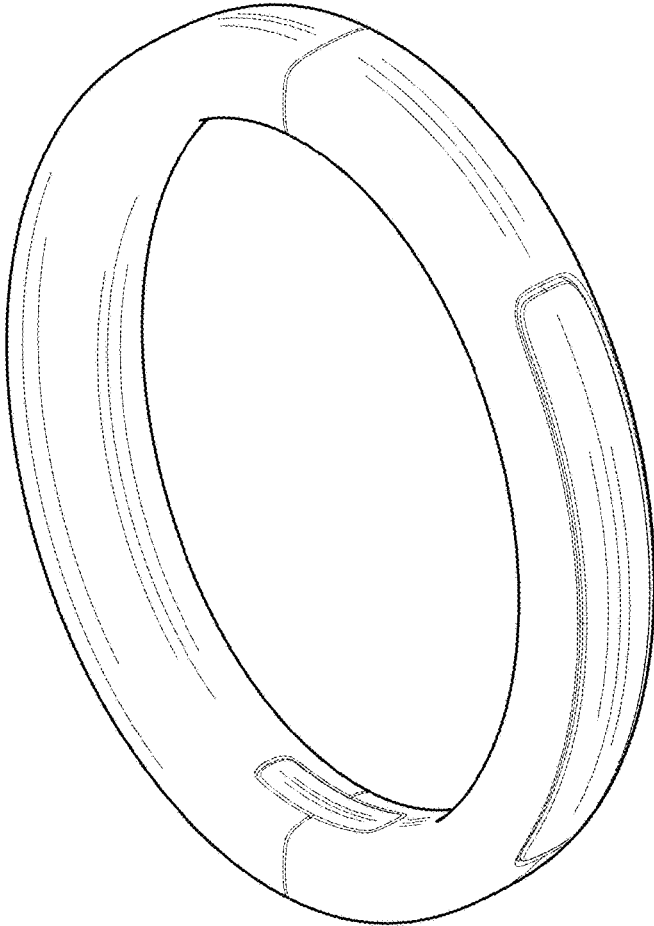


FIG. 1

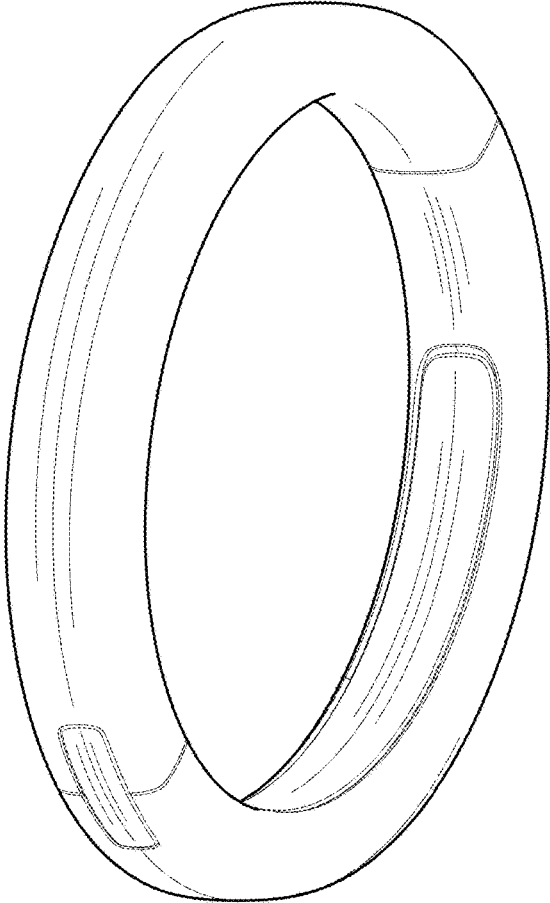


FIG. 2

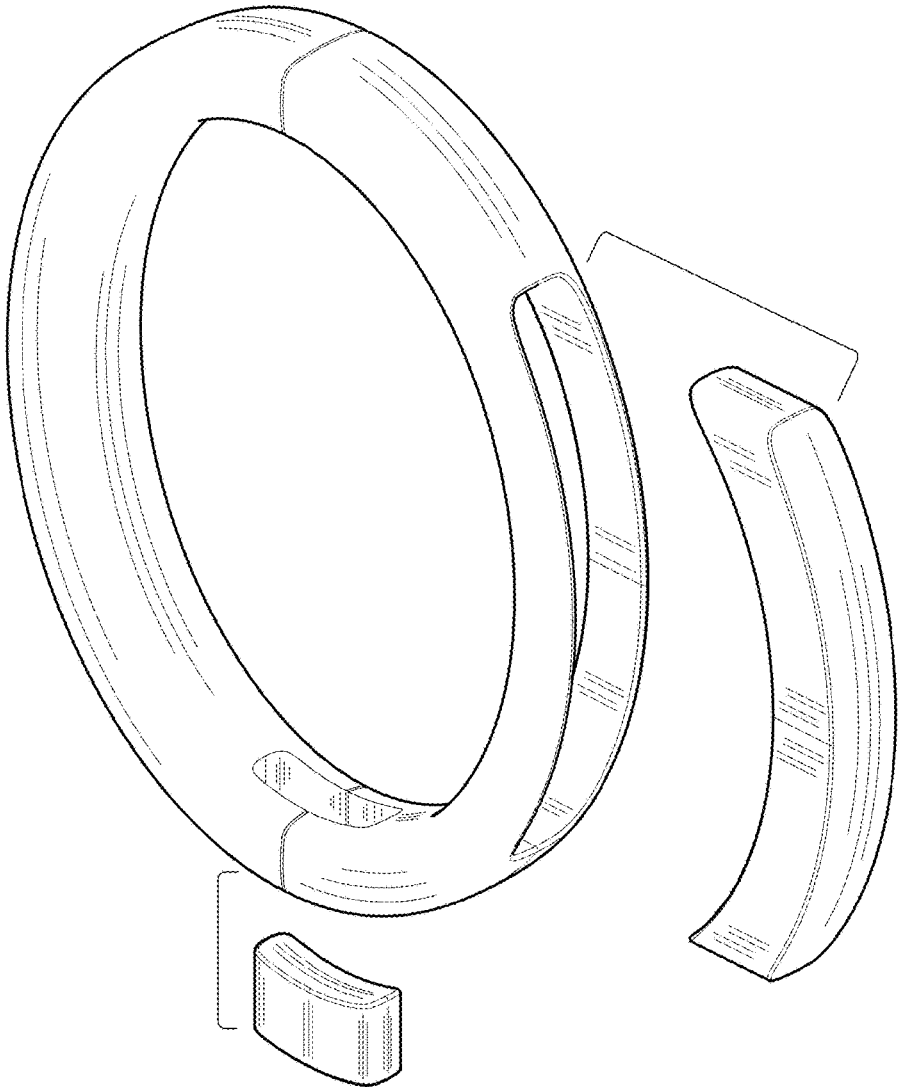


FIG. 3




FIG. 4

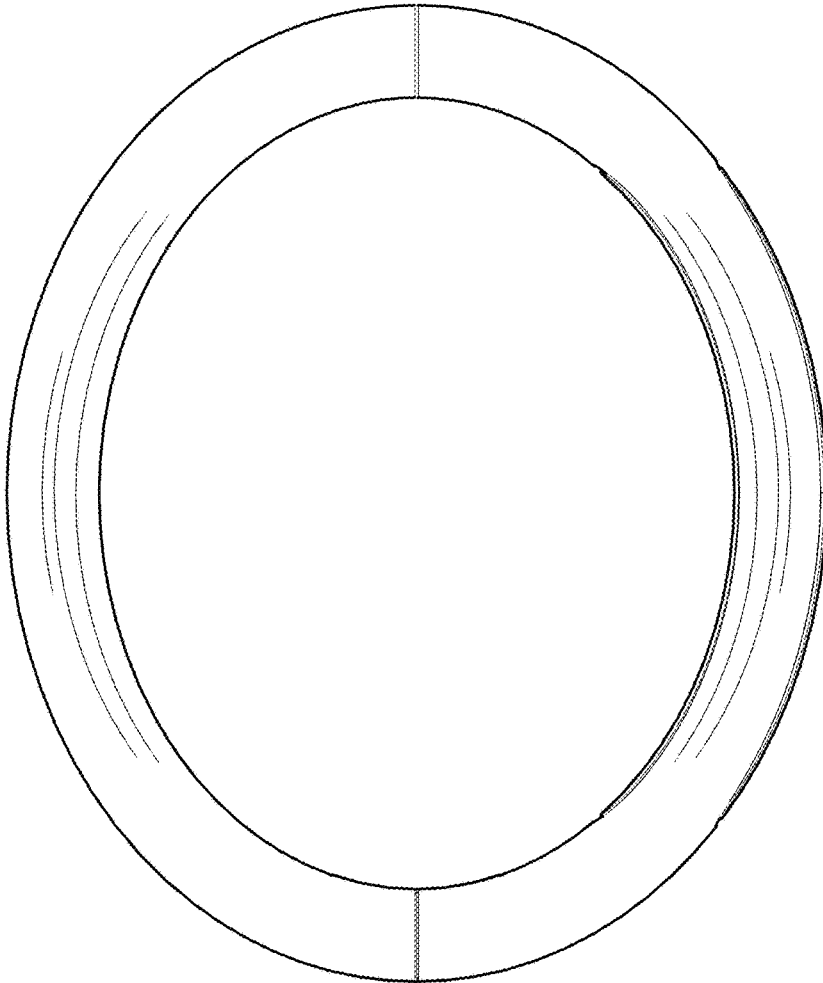


FIG. 5




FIG. 6

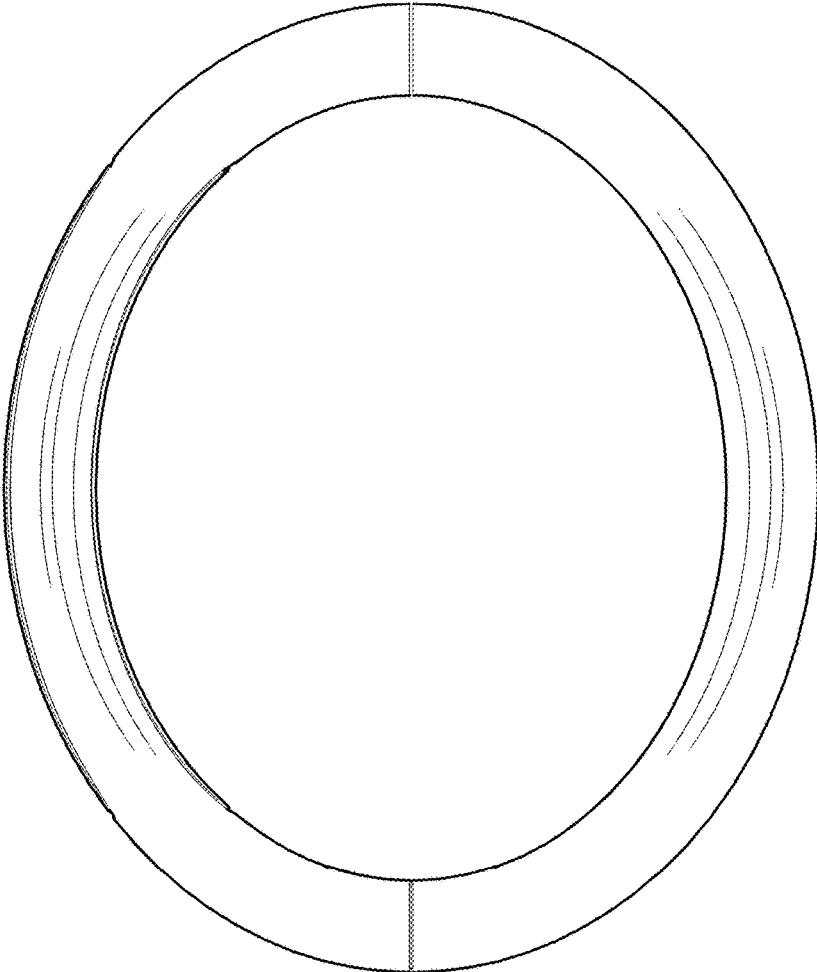


FIG. 7

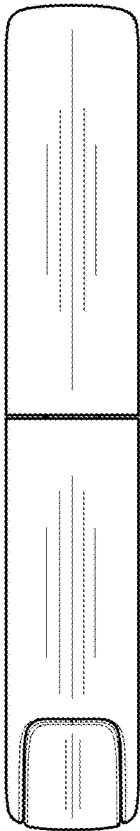


FIG. 8

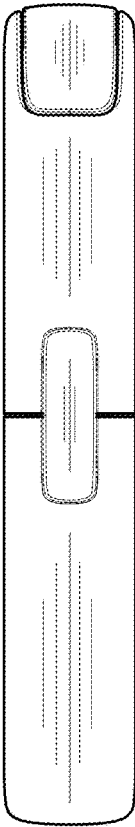


FIG. 9