



US0D1049823S

(12) **United States Design Patent**  
**Park et al.**

(10) **Patent No.:** **US D1,049,823 S**

(45) **Date of Patent:** **\*\* Nov. 5, 2024**

(54) **BRACKET FOR MOUNTING VEHICLE CHARGING INLET**

(71) Applicant: **YURA CO., LTD.**, Hwaseong-si (KR)

(72) Inventors: **Soo Hwan Park**, Incheon (KR); **Oh Ryun Kwon**, Seoul (KR)

(73) Assignee: **YURA CO., LTD.**, Hwaseong-si (KR)

(\*\*) Term: **15 Years**

(21) Appl. No.: **29/843,742**

(22) Filed: **Jun. 23, 2022**

(30) **Foreign Application Priority Data**

Dec. 28, 2021 (KR) ..... 30-2021-0062721

(51) **LOC (14) CL.** ..... **08-08**

(52) **U.S. CL.**  
USPC ..... **D8/349**

(58) **Field of Classification Search**

USPC ..... D8/349, 354, 355, 360; D13/101, 103,  
D13/107, 110, 118, 120, 133, 137.1, 146,  
D13/147, 151, 184, 199  
CPC .. H01R 13/62; H01R 13/6215; H01R 13/627;  
H01R 13/6278; H01R 13/631; H01R  
13/633

See application file for complete search history.

(56) **References Cited**

**U.S. PATENT DOCUMENTS**

D852,130 S \* 6/2019 Siminoff ..... D13/102  
10,340,631 B1 \* 7/2019 Hung ..... H01R 13/62927  
D874,965 S \* 2/2020 Siminoff ..... D10/121

D931,818 S \* 9/2021 Höckenström ..... D13/146  
D942,392 S \* 2/2022 Schemmel ..... D13/110  
D945,971 S \* 3/2022 Martin ..... D13/147  
D986,818 S \* 5/2023 Schmidt ..... D13/107  
2011/0265341 A1 \* 11/2011 Young ..... H05K 5/0069  
361/679.01  
2013/0020990 A1 \* 1/2013 DeBoer ..... B60L 53/18  
320/109  
2017/0127560 A1 \* 5/2017 You ..... H05K 5/03  
2017/0250503 A1 \* 8/2017 Hopf ..... H01R 13/6485  
2018/0255216 A1 \* 9/2018 Siminoff ..... H04N 23/50  
2019/0199032 A1 \* 6/2019 Li ..... H01R 13/6205  
2022/0231446 A1 \* 7/2022 Dou ..... H01R 13/741

\* cited by examiner

*Primary Examiner* — Richard Kearney

*Assistant Examiner* — Benjamin M Weeks

(74) *Attorney, Agent, or Firm* — KILE PARK REED & HOUTTEMAN PLLC

(57) **CLAIM**

The ornamental design for a bracket for mounting vehicle charging inlet, as shown and described.

**DESCRIPTION**

FIG. 1 is a top and front perspective view of a bracket for mounting vehicle charging inlet, showing my new design; FIG. 2 is a front elevational view thereof; FIG. 3 is a rear elevational view thereof; FIG. 4 is a left side elevational view thereof; FIG. 5 is a right side elevational view thereof; FIG. 6 is a top view thereof; FIG. 7 is a bottom view thereof; FIG. 8 is another perspective view thereof; and, FIG. 9 is another perspective view thereof.

**1 Claim, 9 Drawing Sheets**

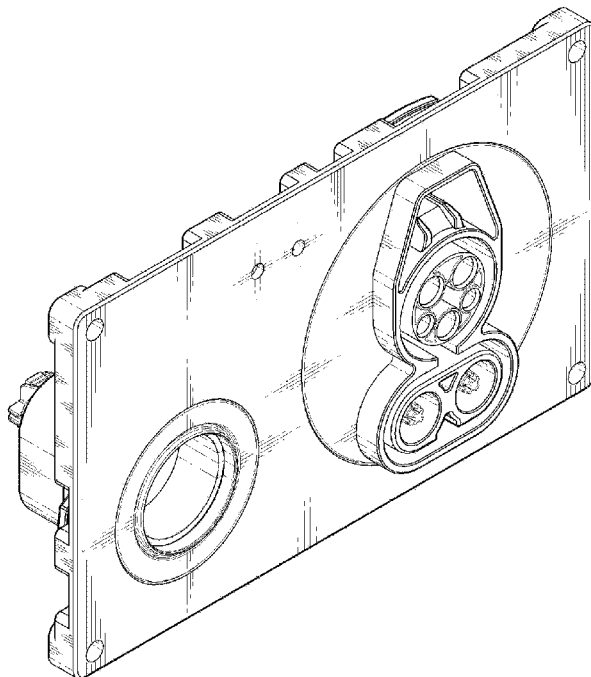


FIGURE 1

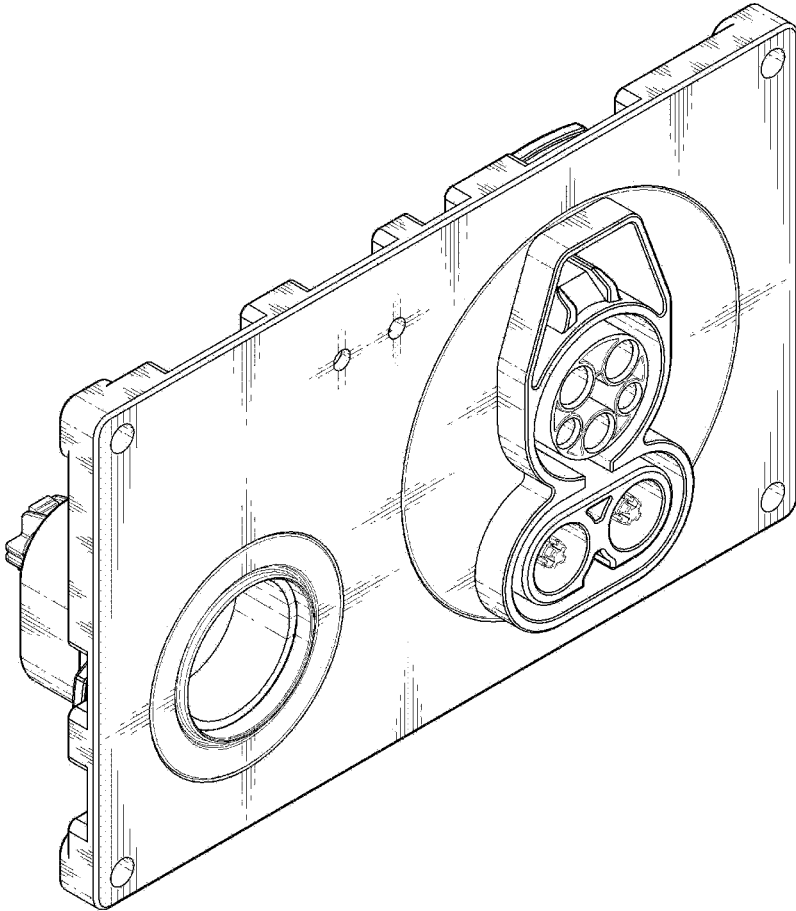


FIGURE 2

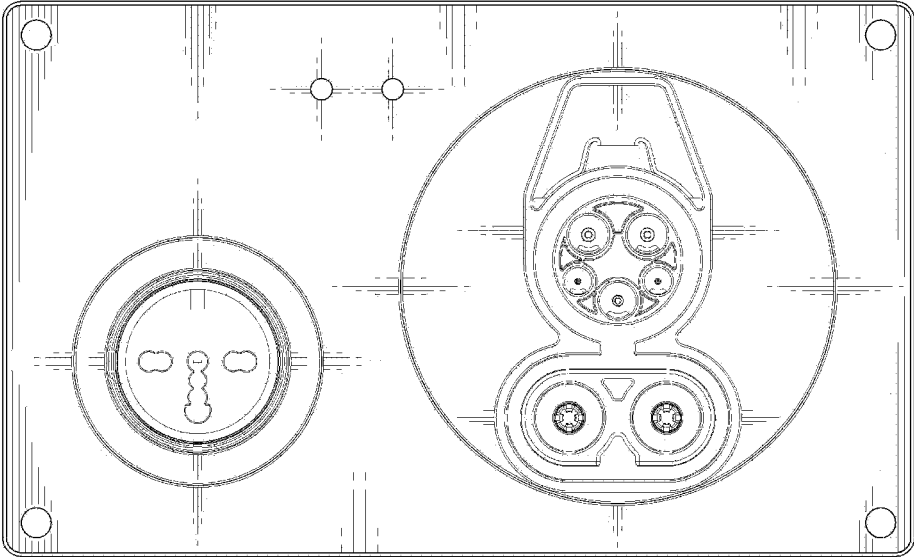


FIGURE 3

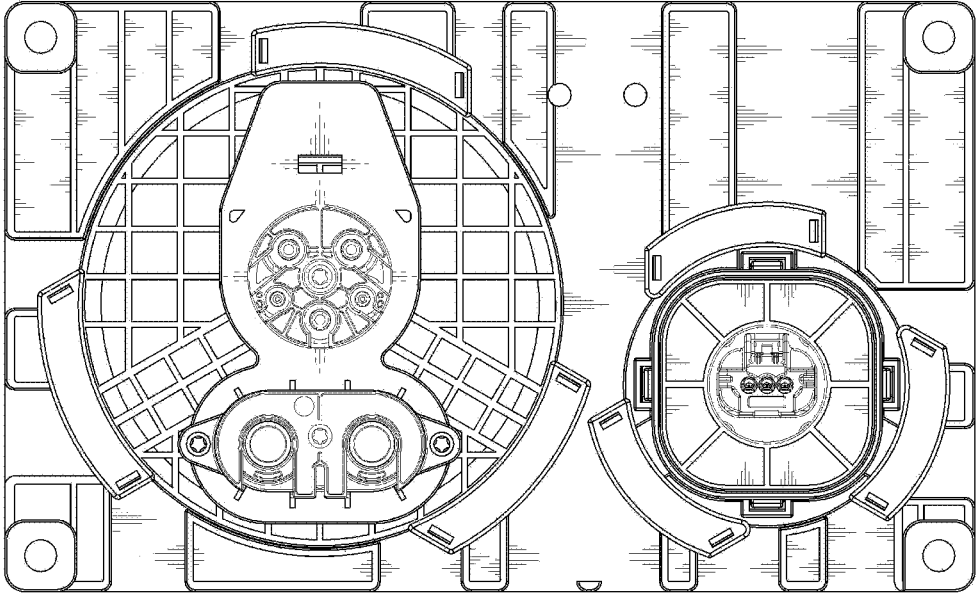


FIGURE 4

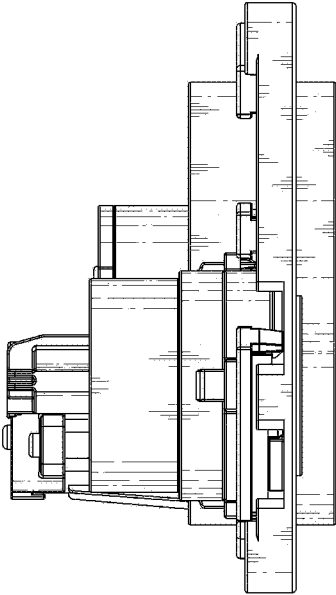


FIGURE 5

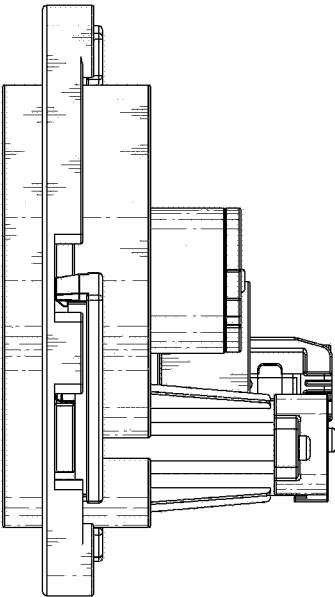


FIGURE 6

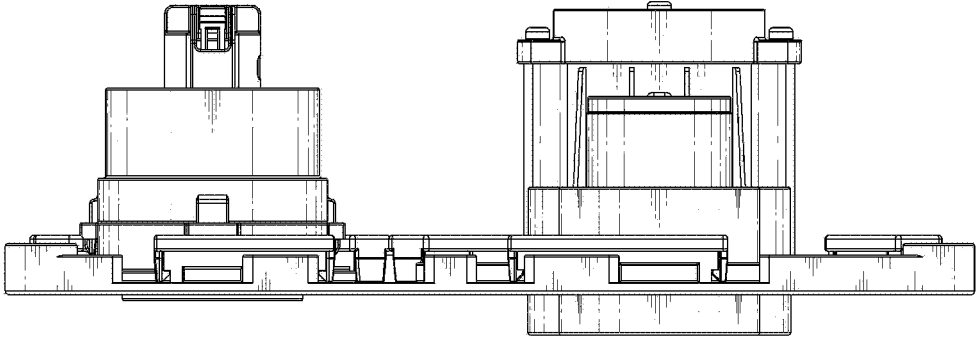


FIGURE 7

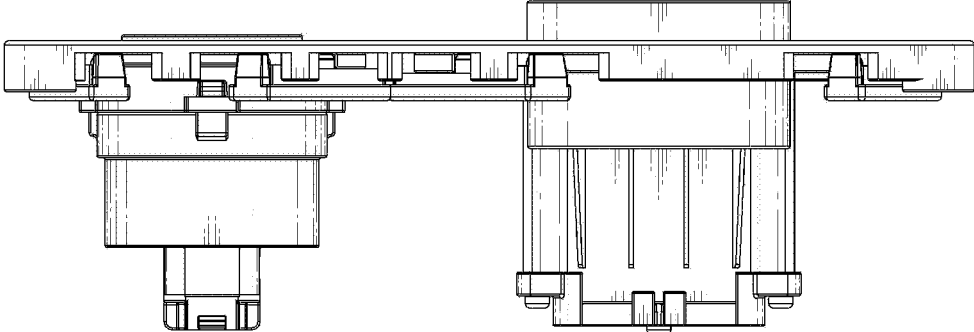




FIGURE 8

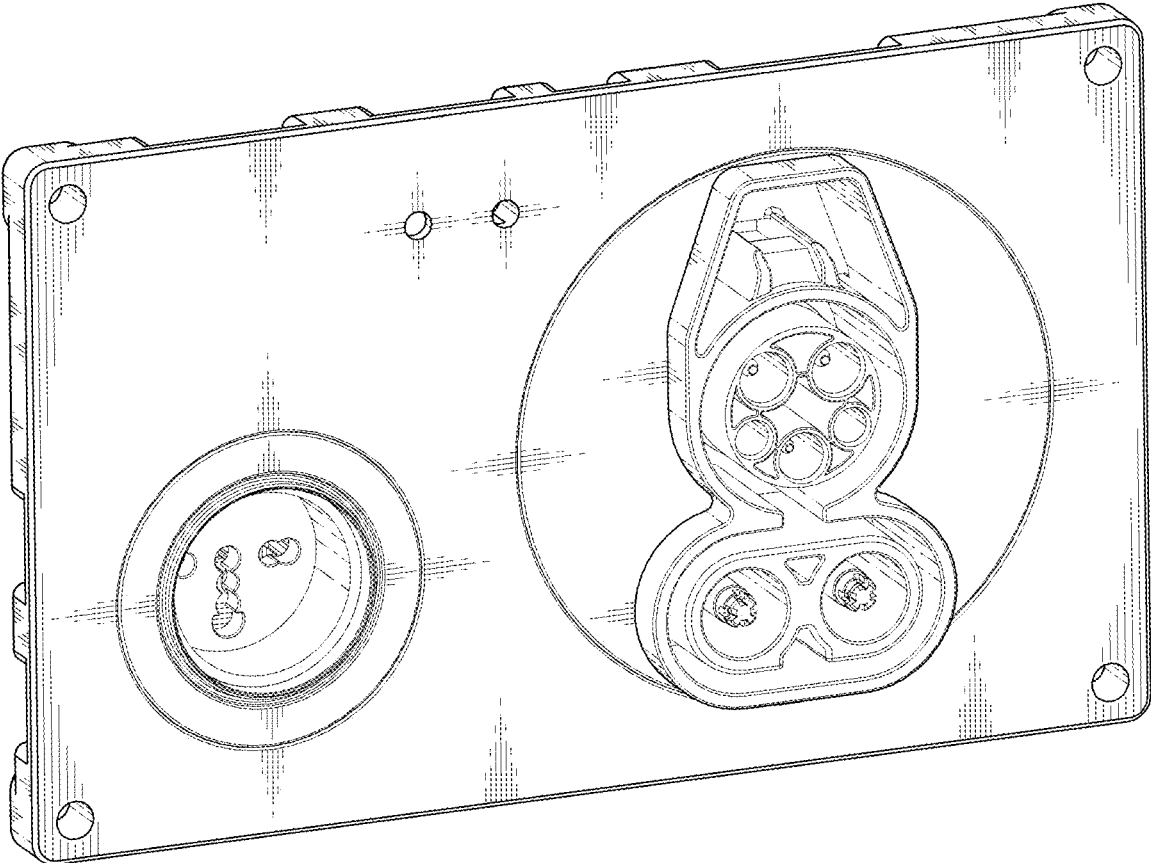


FIGURE 9

