



US00D543979S

(12) **United States Design Patent**
Lee

(10) **Patent No.:** **US D543,979 S**

(45) **Date of Patent:** **** Jun. 5, 2007**

(54) **TABLET PERSONAL COMPUTER**

D485,265 S * 1/2004 Sato et al. D14/341
D506,195 S * 6/2005 Leveridge et al. D14/341

(75) Inventor: **Shih-Yun Lee**, Chunggho (TW)

* cited by examiner

(73) Assignee: **Quanta Computer Inc.**, Taoyuan Shien (TW)

Primary Examiner—Freda S. Nunn
(74) *Attorney, Agent, or Firm*—Thomas, Kayden, Horstemeyer & Risley

(**) Term: **14 Years**

(21) Appl. No.: **29/244,090**

(57) **CLAIM**

(22) Filed: **Dec. 5, 2005**

The ornamental design for a tablet personal computer, as shown and described.

(51) **LOC (8) Cl.** **14-02**

(52) **U.S. Cl.** **D14/341**

(58) **Field of Classification Search** D14/341-346, D14/371-375, 336; D19/59, 60; 345/104, 345/156, 168, 173; 434/307 R, 308, 309, 434/317; 178/18.03; 349/12; 361/680-686
See application file for complete search history.

DESCRIPTION

FIG. 1 is a front, side perspective view of a tablet personal computer showing our new design;

FIG. 2 is a front elevational view thereof;

FIG. 3 is a rear elevational view thereof;

FIG. 4 is a left side elevational view thereof;

FIG. 5 is a right side elevational view thereof;

FIG. 6 is a top plan view thereof; and,

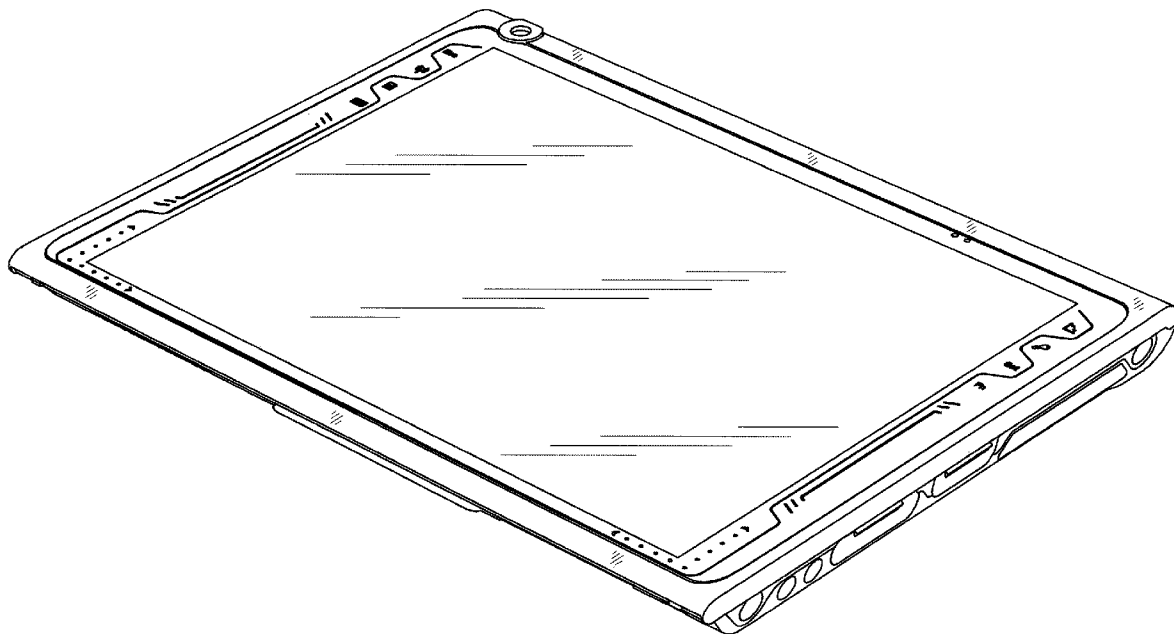
FIG. 7 is a bottom plan view thereof.

(56) **References Cited**

U.S. PATENT DOCUMENTS

- D319,434 S * 8/1991 Lund D14/341
- D432,124 S * 10/2000 Pardikes et al. D14/336
- D451,505 S * 12/2001 Iseki et al. D14/341
- D466,500 S * 12/2002 Lo et al. D14/336

1 Claim, 7 Drawing Sheets



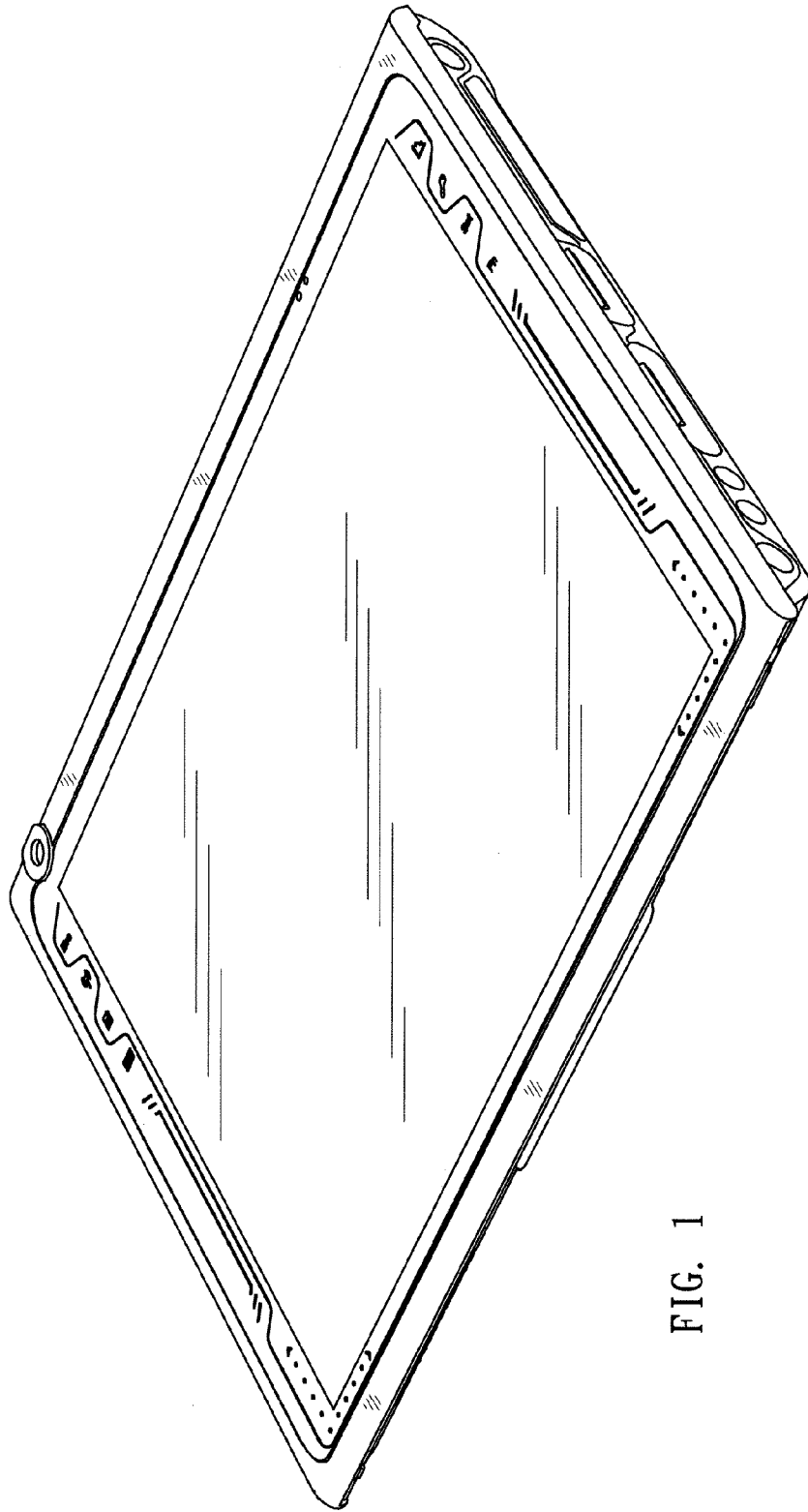


FIG. 1

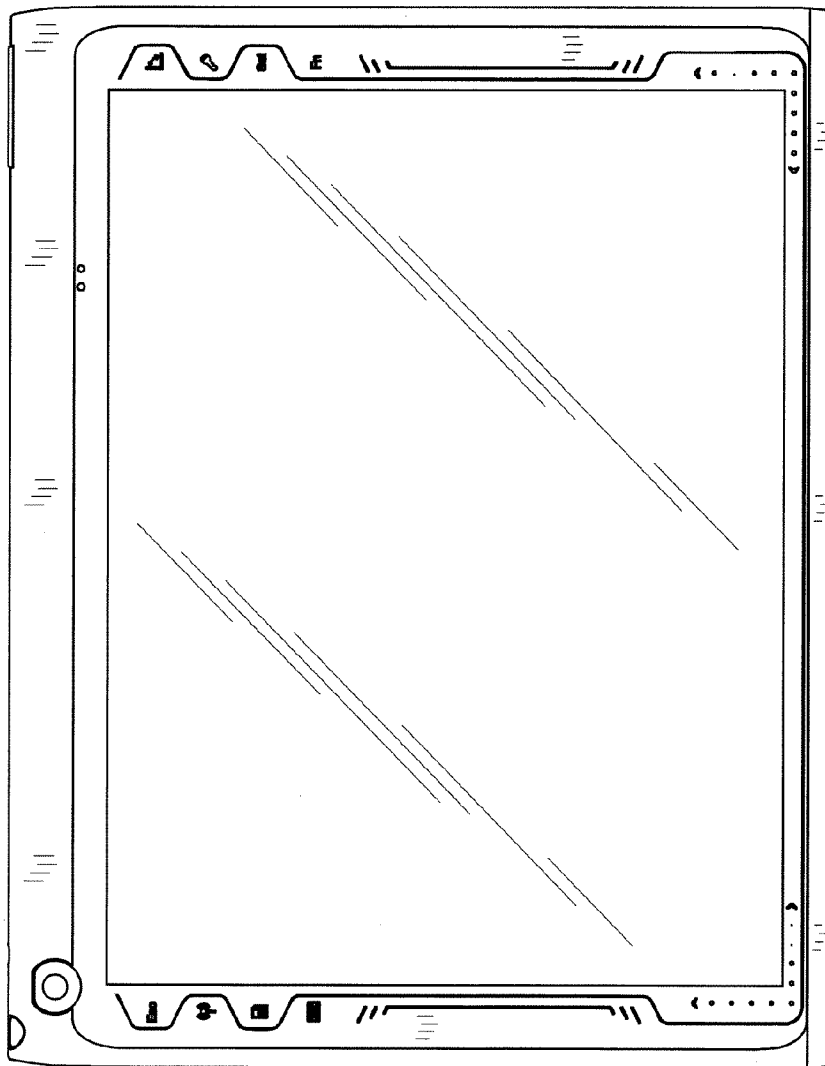


FIG. 2

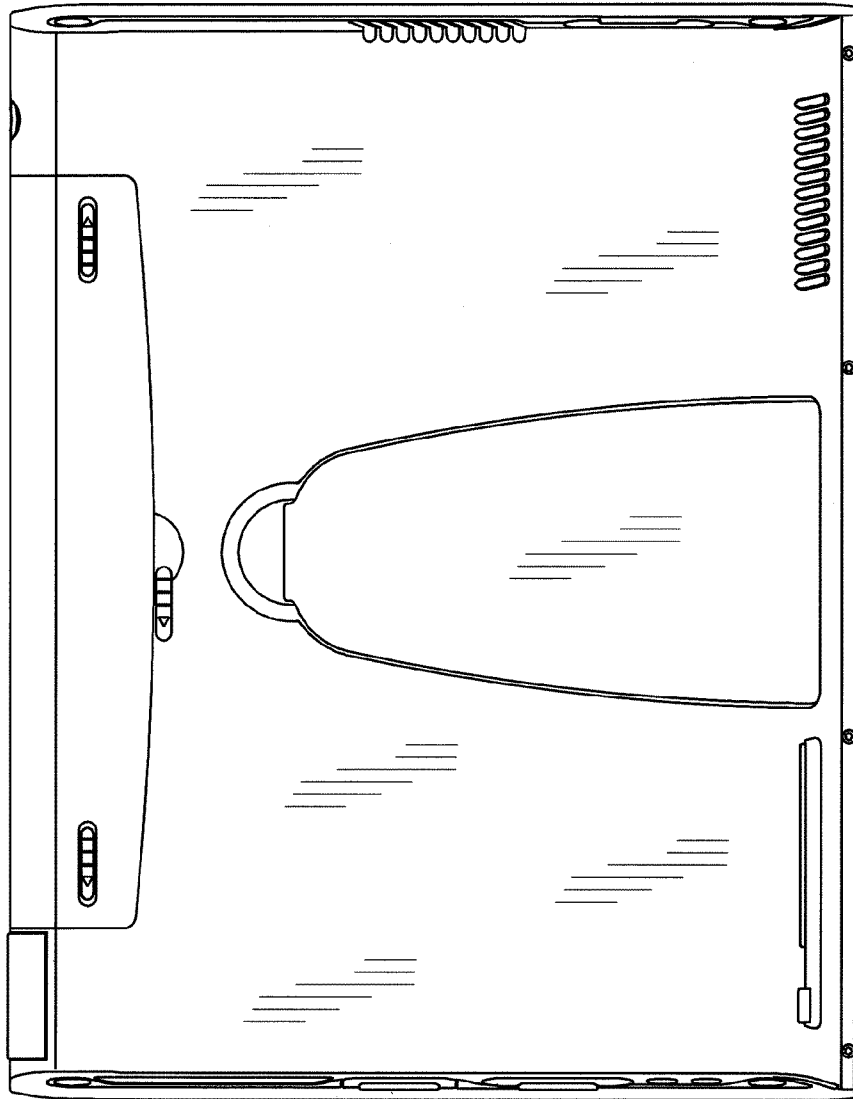


FIG. 3

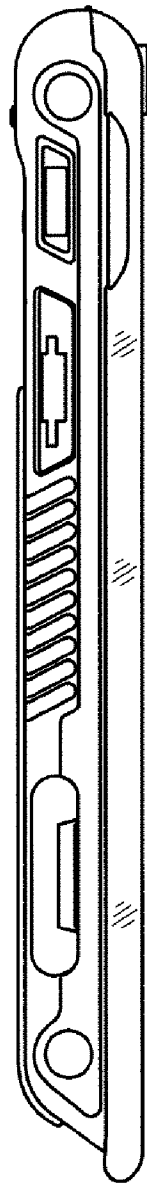


FIG. 4

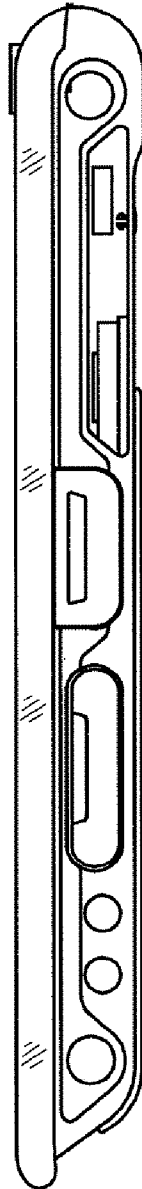


FIG. 5




FIG. 6




FIG. 7