



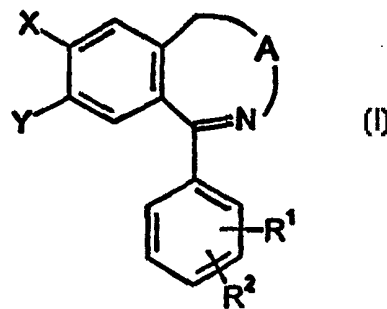
INTERNATIONAL APPLICATION PUBLISHED UNDER THE PATENT COOPERATION TREATY (PCT)

<p>(51) International Patent Classification ⁶ : C07D 487/04, A61K 31/55 // (C07D 487/04, 243:00, 235:00) (C07D 487/04, 249:00, 243:00) (C07D 487/04, 243:00, 209:00)</p>	A1	<p>(11) International Publication Number: WO 99/06408</p> <p>(43) International Publication Date: 11 February 1999 (11.02.99)</p>
<p>(21) International Application Number: PCT/HU98/00071</p> <p>(22) International Filing Date: 27 July 1998 (27.07.98)</p> <p>(30) Priority Data: P 97 01325 31 July 1997 (31.07.97) HU</p> <p>(71) Applicant (for all designated States except US): GYÓGYSZERKUTATÓ INTÉZET KFT. [HU/HU]; Berlini utca 47-49, H-1045 Budapest (HU).</p> <p>(72) Inventors; and (75) Inventors/Applicants (for US only): ÁBRAHÁM, Gizella [HU/HU]; Haraszt u. 5, H-1118 Budapest (HU). CSÚZDI, Emese [HU/HU]; Lahner Gy. u. 2/4, H-1046 Budapest (HU). SÓLYOM, Sándor [HU/HU]; Füredi park 7, H-1144 Budapest (HU). BERZSENYI, Pál [HU/HU]; Bulyovszky u. 12, H-1174 Budapest (HU). TARNAWA, István [HU/HU]; Kerékgyártó u. 45/c, H-1147 Budapest (HU). ANDRÁSI, Ferenc [HU/HU]; Kútvölgyi út 69, H-1125 Budapest (HU). LING, István [HU/HU]; Almos vezér útja 44, H-1141 Budapest (HU). HÁMORI, Tamás [HU/HU]; Amfiteátrum út 27, H-1031 Budapest (HU). HORVÁTH, Katalin [HU/HU]; Nagybányai út 54/b, H-1025 Budapest (HU). MORAVC-</p>	<p>SIK, Imre [HU/HU]; Mester u. 38, H-1095 Budapest (HU). PALLAGI, István [HU/HU]; Nyírfalota u. 59, H-1157 Budapest (HU). SIMAY, Antal [HU/HU]; Pagony u. 30, H-1124 Budapest (HU).</p> <p>(74) Agent: DANUBIA; Bajcsy-Zsilinszky út 16, H-1051 Budapest (HU).</p> <p>(81) Designated States: AL, AM, AT, AU, AZ, BA, BB, BG, BR, BY, CA, CH, CN, CU, CZ, DE, DK, EE, ES, FI, GB, GE, GH, GM, HR, HU, ID, IL, IS, JP, KE, KG, KP, KR, KZ, LC, LK, LR, LS, LT, LU, LV, MD, MG, MK, MN, MW, MX, NO, NZ, PL, PT, RO, RU, SD, SE, SG, SI, SK, SL, TJ, TM, TR, TT, UA, UG, US, UZ, VN, YU, ZW, ARIPO patent (GH, GM, KE, LS, MW, SD, SZ, UG, ZW), Eurasian patent (AM, AZ, BY, KG, KZ, MD, RU, TJ, TM), European patent (AT, BE, CH, CY, DE, DK, ES, FI, FR, GB, GR, IE, IT, LU, MC, NL, PT, SE), OAPI patent (BF, BJ, CF, CG, CI, CM, GA, GN, GW, ML, MR, NE, SN, TD, TG).</p> <p>Published With international search report.</p>	

(54) Title: NEW 2,3-BENZODIAZEPINE DERIVATIVES

(57) Abstract

The invention relates to new tricyclic 2,3-benzodiazepine derivatives of general formula (I), stereoisomers and acid addition salts thereof and to pharmaceutical compositions containing the same, wherein the main substituent meanings are as follows: R¹ and R² represent independently hydrogen, halogen, a C₁₋₄ alkyl, C₁₋₄ alkoxy, nitro, trifluoromethyl or optionally substituted amino group, X represents hydrogen or chlorine atom, Y represents chlorine or bromine atom, A represents a 5-membered heterocyclic group containing 1 to 3 nitrogen atoms. The compounds are suitable for treating conditions associated with muscle spasms, epilepsy as well as acute and chronic forms of neurodegenerative diseases.



FOR THE PURPOSES OF INFORMATION ONLY

Codes used to identify States party to the PCT on the front pages of pamphlets publishing international applications under the PCT.

AL	Albania	ES	Spain	LS	Lesotho	SI	Slovenia
AM	Armenia	FI	Finland	LT	Lithuania	SK	Slovakia
AT	Austria	FR	France	LU	Luxembourg	SN	Senegal
AU	Australia	GA	Gabon	LV	Latvia	SZ	Swaziland
AZ	Azerbaijan	GB	United Kingdom	MC	Monaco	TD	Chad
BA	Bosnia and Herzegovina	GE	Georgia	MD	Republic of Moldova	TG	Togo
BB	Barbados	GH	Ghana	MG	Madagascar	TJ	Tajikistan
BE	Belgium	GN	Guinea	MK	The former Yugoslav Republic of Macedonia	TM	Turkmenistan
BF	Burkina Faso	GR	Greece	ML	Mali	TR	Turkey
BG	Bulgaria	HU	Hungary	MN	Mongolia	TT	Trinidad and Tobago
BJ	Benin	IE	Ireland	MR	Mauritania	UA	Ukraine
BR	Brazil	IL	Israel	MW	Malawi	UG	Uganda
BY	Belarus	IS	Iceland	MX	Mexico	US	United States of America
CA	Canada	IT	Italy	NE	Niger	UZ	Uzbekistan
CF	Central African Republic	JP	Japan	NL	Netherlands	VN	Viet Nam
CG	Congo	KE	Kenya	NO	Norway	YU	Yugoslavia
CH	Switzerland	KG	Kyrgyzstan	NZ	New Zealand	ZW	Zimbabwe
CI	Côte d'Ivoire	KP	Democratic People's Republic of Korea	PL	Poland		
CM	Cameroon	KR	Republic of Korea	PT	Portugal		
CN	China	KZ	Kazakstan	RO	Romania		
CU	Cuba	LC	Saint Lucia	RU	Russian Federation		
CZ	Czech Republic	LI	Liechtenstein	SD	Sudan		
DE	Germany	LK	Sri Lanka	SE	Sweden		
DK	Denmark	LR	Liberia	SG	Singapore		
EE	Estonia						

NEW 2,3-BENZODIAZEPINE DERIVATIVES

Background of the Invention

The invention relates to new tricyclic 2,3-benzodiazepine derivatives substituted by halogen atom and to pharmaceutical compositions containing the same.

Among the 2,3-benzodiazepines with dimethoxy or methylenedioxy substitution at the benzene ring several became known for their biological activity and therapeutic use. The Hungarian patent specifications Nos. 155,572, 179,018, 191,702 and 195,788 disclose 7,8-dimethoxy derivatives. These compounds exhibit primarily anxiolytic and/or antidepressant as well as positive inotropic effect. Compounds having methylenedioxy substitution at the same position of the benzene ring are disclosed in the Hungarian patent specifications Nos. 191,698, 191,702, 206,719, in the US patent specification No. 5,459,137 and the published international patent application No. WO 96/04283.

Unlike the former compounds the 2,3-benzodiazepine derivatives substituted with a methylenedioxy group have mainly anticonvulsive, muscle relaxant and neuroprotective effect. In the literature it is widely known that the noncompetitive inhibition of the AMPA receptor constitutes the basis of the action of these compounds [S. D. Donevan et al.: *Neuron* **10**, 51-59 (1993), *J. Pharmacol. Exp. Ther.* **271**, 25-29 (1994), I. Tarnawa et al.: *Bioorg. Med. Chem. Lett.*, **3**, 99-104 (1993)].

It is known that in the central nervous system of mammals L-glutamic acid is the most important excitatory neurotransmitter. At pathological conditions the extracellular glutamic acid concentration is pathologically increased causing acute or chronic damage in the neurons of the central nervous system.

The effect of excitatory amino acids (such as glutamic acid) is exerted by the activation of the ionotropic (ion channel) and G-protein bound metabotropic receptors. The types of ionotropic glutamate receptors were designated according to the agonists which are suitable for their selective excitation. Accordingly three types of receptors are differentiated: NMDA, AMPA and kainate (formerly quisqualate) receptors which are subdivided into further subgroups [Ann. Rev. Neurosci. 17, 31, (1994)].

It was confirmed that in several acute and chronic diseases where the central nervous system is involved, e. g. epilepsy, diseases with adjuvant muscle spasms and various neurodegenerative diseases, AMPA-type glutamate receptors are playing a major role, and anticonvulsive, muscle relaxant and neuroprotective effect may be achieved by inhibiting the AMPA receptors [Cerebrovasc. Brain Metab. Rev. 6, 225 (1994); Neurology 44, Suppl. 8, S14 (1994); J. Pharmacol. Exp. Ther. 260, 742 (1992)].

The inhibition of AMPA receptor activation may be attained with both competitive and noncompetitive antagonists. The use of noncompetitive antagonists may be generally more advantageous than that of competitive antagonists as they give a higher level of protection at extremely high endogenous concentrations of excitatory amino acids [Epilepsy Res., 15, 179 (1993)].

Summary of the Invention

Based on the above it was an observation of major importance that the types of 2,3-benzodiazepines, substituted with a methylenedioxy group, described in the introduction, possess anticonvulsive, muscle relaxant and neuroprotective properties due to their noncompetitive AMPA antagonist effect and consequently can be used in therapy as anticonvulsive, antiepileptic agents in acute and chronic neurodegenerative diseases as well as potentially in all diseases where the inhibition of excitatory amino acids is desirable at receptor levels.

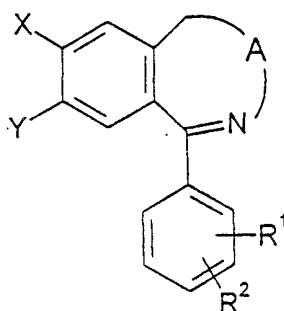
Research involving the synthesis and pharmacological investigation of novel 2,3-benzodiazepines designed for therapeutic use revealed that the novel 2,3-benzodiazepine derivatives according to the invention, substituted with halogen on the benzene ring and having a heterocyclic ring fused to the 7-membered ring, possess significant AMPA antagonistic effect and thus can be used for the treatment of the diseases of the central nervous system mentioned above. Furthermore it was found that the novel compounds according to the invention have more advantageous properties than the known compounds.

10

Detailed Description of the Invention

Based on the above the invention relates to novel 2,3-benzodiazepines of general formula (I), their potential stereoisomers and acid addition salts,

15



(I)

20

wherein

R^1 and R^2 represent independently hydrogen, halogen, a C_{1-4} alkyl, C_{1-4} alkoxy, nitro, trifluoromethyl group or a group of general formula NR^8R^9 , wherein

25

R^8 and R^9 represent independently hydrogen, a C_{1-4} alkyl group or a group of general formula $-COR^{10}$, wherein

R^{10} represents hydrogen, an optionally substituted C_{1-4} alkyl group, C_{6-10} aryl group, C_{1-4} alkoxy group, C_{3-5} cycloalkyl group, C_{2-6} alkenyl group, C_{3-5} cycloalkoxy group or a group of general formula $-NR^{11}R^{12}$, wherein

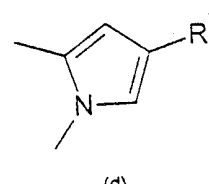
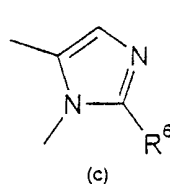
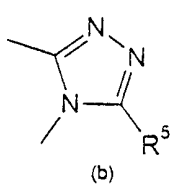
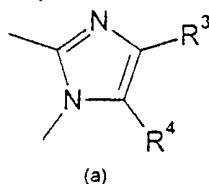
30

R^{11} and R^{12} represent independently hydrogen, a C_{1-4} alkyl group, C_{3-5} cycloalkyl group or C_{6-10} aryl group,

X represents hydrogen or chlorine atom,

5 Y represents chlorine or bromine atom,

A represents a group of general formula (a), (b), (c) or (d),



10 wherein

R^3 , R^4 , R^5 , R^6 and R^7 represent independently hydrogen, a C_{1-4} alkyl group, C_{3-5} cycloalkyl group, C_{2-4} alkenyl group, C_{2-4} alkynyl group or C_{6-10} aryl group which can optionally be substituted by one or more halogen, nitro, alkoxy or amino groups; furthermore heteroaryl group; groups of general formula $-COOR^{13}$ or $-CO-NR^{14}R^{15}$, wherein

R^{13} represents hydrogen or C_{1-4} alkyl group,

R^{14} and R^{15} represent independently hydrogen or a C_{1-4} alkyl group or form together with the nitrogen atom a 5 to 7-membered saturated heterocycle which can contain further oxygen, sulfur or nitrogen atoms.

15 In the groups of general formula (I) the alkyl and alkenyl groups can be both straight and branched groups. The cycloalkyl group can be a cyclopropyl, cyclobutyl or cyclopentyl group. The aryl group can be a phenyl or naphthyl group. The heteroaryl group can be an aromatic heterocyclic group, e.g. thienyl, furyl, pyridyl, etc.

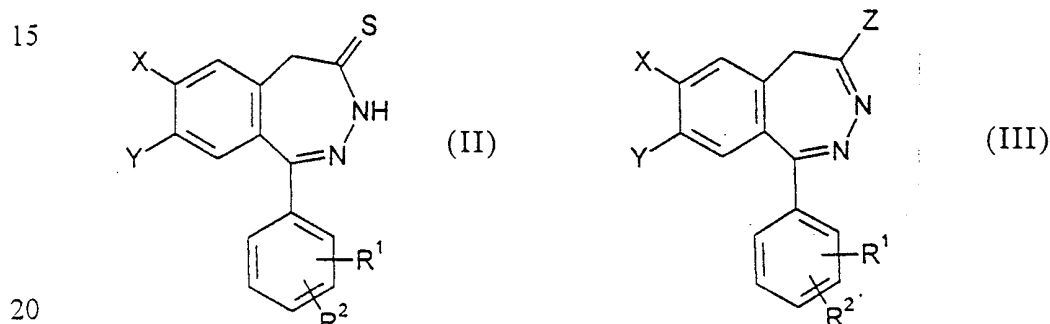
20 When compounds of general formula (I) have a chiral centrum, the term "isomer" represents both enantiomers, furthermore, due to stereoisomers developing because of particular substitutions, E and Z isomers, diastereomers, tautomers as well as mixtures thereof, e. g. racemates.

The salts of the compounds of general formula (I) are physiologically acceptable salts formed with inorganic and organic acids. Suitable inorganic acids are e.g. hydrochloric acid, hydrobromic acid, phosphoric acid or sulfuric acid. Suitable organic acids are formic acid, acetic acid, maleic and fumaric acid, succinic acid, lactic acid, tartaric acid, citric acid or methanesulfonic acid.

A preferred group of the compounds of general formula (I) of the invention are those of general formula (Ia) wherein X and Y, or at least Y represent a chlorine atom, R¹ represents an amino group in position 4 and R² stands for hydrogen, furthermore one of R³ or R⁴ stands for a methyl group.

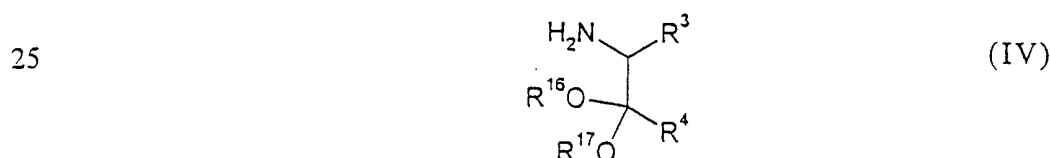
Compounds of general formula (I) of the invention are prepared by

a) reacting a compound of general formula (II) or (III),



wherein R¹, R², X and Y have the same meaning as above and Z represents a C₁₋₃ alkylthio group, with

α) an aminoacetal or aminoketal of general formula (IV),



wherein R³ and R⁴ have the same meaning as above, R¹⁶ and R¹⁷ represent independently C₁₋₄ alkyl group or together a C₂₋₄ alkylene group,

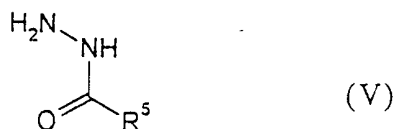
30

the intermediate formed in the reaction is submitted to acidic ring closure resulting in a compound of general formula (I), wherein

R^1 , R^2 , X and Y have the same meaning as above and (A) represents a group of general formula (a), wherein R^3 and R^4 have the same meaning as above, or

β) an acid hydrazide of general formula (V)

5



wherein R^5 has the same meaning as above, or the compounds of general formula (II) or (III) are first reacted with hydrazine hydrate and the resulting intermediates are treated with an acid anhydride, yielding compounds of general formula (I) wherein R^1 , R^2 , X and Y have the same meaning as above and (A) represents a group of general formula (b), wherein R^5 has the same meaning as above, or

15

(b) in a compound of general formula (III), wherein R^1 , R^2 , X and Y have the same meaning as above and Z represents a hydroxymethyl group, this latter group is converted into an aminomethyl group which is acylated and closed to a ring, resulting in a compound of general formula (I) wherein (A) represents a group of general formula (c), wherein R^6 has the same meaning as above, or

20

(c) a compound of general formula (III), wherein R^1 , R^2 , X and Y have the same meaning as above and Z represents a methyl group, is reacted with a compound of general formula (VI),

25



30

wherein R^7 has the same meaning as above and Hal represents a chloro or bromo substituent, whereby a compound of general formula (I) is obtained, wherein (A) represents a group of general formula (d), wherein R^7 has the same meaning as above,

then, if desired, in the compound of general formula (I) obtained by any of the alternative processes the nitro group is reduced or the amino group is acylated, alkylated, or via diazotization substituted by a halogen or hydrogen atom, thus transforming it into an other compound of general formula (I) and/or the stereoisomers are separated and optionally a salt is formed.

The 4-thioxo-2,3-benzodiazepines of general formula (II), used for preparing some of the compounds of the invention, are synthesized by thionating the corresponding 4-oxo-2,3-benzodiazepine derivatives, using advantageously phosphorus pentasulfide or Lawesson reagent, and conducting the reaction in pyridine. The preparation of 4-oxo-2,3-benzodiazepines is known from the literature [F. Gatta. et al.: *Il Farmaco Ed. Sc.* **40**, 942 (1985) and A. Chimirri et al.: *J. Med. Chem.* **40**, 1258 (1997)] and essentially the process reported therein was followed.

Eventually the preparation of the compounds of the invention can be advantageously realized by starting from compounds of general formula (III), wherein Z represents an alkylthio group. In a suitable process 4-(methylthio)-5H-2,3-benzodiazepine derivatives are applied as starting materials which are suitably prepared by methylating compounds of general formula (II). The methylation of compounds of general formula (II) is preferably carried out with e. g. methyl iodide in acetone in the presence of an acid binding agent.

Compounds of general formula (I) wherein (A) represents a group of general formula (a) are prepared by condensing the corresponding 4-thioxo compound of general formula (II) in an organic solvent, e. g. ethyleneglycol monomethyl ether, with an α -aminoacetal or -ketal of general formula (IV). The acetal or ketal group can be open or can have a ring structure. In the course of condensation the liberated sulfur is bound by a suitable reagent, preferably e. g. mercuri oxide or silver salts. The resulting intermediate compound is isolated and processed usually as a raw product in the ring closing reaction which is

preferably realized by heating in a mixture of ethanol and hydrochloric acid.

The α -aminoacetals or -ketals used as reagents are known in the literature and are prepared accordingly [Jiro Adachi et al.: J. Org. Chem. 37, 221 (1972); Skinzo Kano et al.: Heterocycles 26, 2805
5 (1987); Org. Synth. 64, 19 (1986)].

Compounds of general formula (I), wherein (A) represents a group of general formula (b), are advantageously prepared by reacting a compound of general formula (III), wherein Z represents a methylthio group, in an organic solvent, e. g. ethyleneglycol monomethyl ether, with an acyl hydrazide, in the presence of catalytic amounts of
10 an acid, e.g. p-toluenesulfonic acid. In this case condensation and ring closure proceed in a single reaction step resulting in the corresponding triazolo-2,3-benzodiazepine.

The same compounds can also be prepared by reacting first the 4-methylthio-2,3-benzodiazepine derivative of general formula (III) with hydrazine hydrate or by a condensation reaction between the corresponding 4-thioxo-benzodiazepine and hydrazine hydrate in the presence of e.g. mercury oxide and the resulting 4-hydrazino-2,3-
15 -benzodiazepine derivative is reacted with the chosen acid anhydride yielding the expected triazolo-2,3-benzodiazepine.
20

Compounds of general formula (I) wherein (A) represents a group of general formula (c) or (d) can be prepared by starting from the corresponding 4-methyl-5H-2,3-benzodiazepines. The latter ones can be synthesized by analogous processes disclosed in the Hungarian patent
25 specifications Nos. 179,018, 191,702, 194,529 and 194,550.

The compounds of general formula (I), wherein (A) represents a group of general formula (c), are advantageously prepared by converting the 4-methyl group of the corresponding 4-methyl-5H-2,3-
30 benzodiazepine derivative to an aldehyde group e. g. by oxidation with selenium dioxide, then reducing the aldehyde group with sodium borohydride to a hydroxymethyl group. In the obtained compound of

general formula (III), wherein Z stands for a -CH₂OH group, the hydroxy group is converted into an amino group by the Mitsunobu reaction (O. Mitsunobu: *Synthesis* 1, 1981). Namely, the compound of general formula (III), wherein Z represents a hydroxymethyl group, is reacted under the known reaction conditions with phthalimide, the resulting phthalimidomethyl group is converted to the aminomethyl group by hydrazinolysis, or in the Mitsunobu reaction the hydroxymethyl compound is first transformed into the azidomethyl compound, then by methods known from the literature the azido group is reduced or treated with triphenylphosphine to yield the amino group. The ring closure of the compounds obtained after acylating the 4-aminomethyl-2,3-benzodiazepine derivatives is carried out preferably by a reaction with e. g. phosphorus oxychloride.

The compounds of general formula (I), wherein (A) means a group of general formula (d), are prepared by reacting the above 4-methyl-5H-2,3-benzodiazepine derivatives with a 3-halo-2-oxocarboxylic acid ester of general formula (VI), e. g. ethyl bromopyruvic acid or α -haloketones. The reactions are performed on the basis of analogue ring closing reactions known from the literature [e. g. C. Casagrande et al.: *J. Med. Chem.* **11**, 765 (1968); C. Galera et al.: *J. Het. Chem.* **23**, 1889 (1986); Y. Blache et al.: *J. Het. Chem.* **32**, 1317 (1995)].

In the compounds of general formula (I) the reduction of the nitro group is usually carried out in polar solvents, at room temperature or at higher temperatures, in the presence of Raney-nickel, platinum or palladium catalysts. In addition to hydrogen gas hydrazine hydrate, ammonium formate or cyclohexene may serve as hydrogen sources. Optionally the amino group can be transformed further by known methods, e. g. alkylation, acylation or in a Sandmeyer reaction.

30

The AMPA antagonistic effect of the compounds of general formula (I) is confirmed by the following studies.

Inhibition of AMPA receptors

Two experimental models were applied to demonstrate the inhibitory effect of the compounds of general formula (I) on AMPA receptor activation. In the first model the "spreading depression" inducing effect of glutamate agonists was studied, while in the second model the transmembrane ion current induced by the activation of glutamate receptors was directly measured.

Inhibition of AMPA and kainate induced "spreading depression" in the isolated chicken retina preparation

The kainate and AMPA antagonizing effect was studied in vitro in the retinal "spreading depression" model [M. J. Sheardown: Brain Res. 607, 189 (1993)]. The AMPA/kainate antagonists extend the latency of the kainate (5 μM) or AMPA (5 μM) induced development of "spreading depression".

In the chicken retina model the kainate induced "spreading depression" was inhibited by the compounds of the invention at IC_{50} values of 0.5 and 5 μM . The IC_{50} value of the compound of Example 17 amounted to 2.5 μM while those of Examples 18 and 35 amounted to 0.5 and 0.98 μM , resp. The response to AMPA could usually be inhibited slightly less and the major part of IC_{50} values was in the range of 3 - 15 μM . Thus the AMPA induced "spreading depression" was inhibited by the compound of Example 17 at an IC_{50} value of 7.3 μM and by compounds of Examples 21 and 27 at IC_{50} values of 4.3 and 3.1 μM , resp. This demonstrates that the compounds of the invention, beyond strongly inhibiting AMPA receptors, also inhibit an other non-NMDA type glutamate receptor group, the specific kainate receptors.

Inhibition of AMPA and kainate induced transmembrane currents

The effect of the compound of Example 17 on whole cell currents induced by 100 μM kainate or 5 μM AMPA, resp., was studied on

Purkinje cells of the cerebellum according to the method of Bleakman et al. [Neuropharmacology 12, 1689 (1996)]. The IC₅₀ value against kainate was 4.97 μM and that against AMPA 2.02 μM. In this preparation kainate was also exerting its effect through the activation of AMPA receptors. According to the obtained IC₅₀ values the ion current induced by AMPA receptor activation is twice as strongly inhibited by the compound of Example 17 than by the reference compound GYKI 52466 having also a 2,3-benzodiazepine structure [5-(4-aminophenyl)-9H-1,3-dioxolo[4,5-h][2,3]-benzodiazepine; Hungarian Patent specification No. 191,698, Example 8], which had IC₅₀ values of 8.8 and 11.0, resp.

Anticonvulsive effect

In the therapy of epilepsy a great variety of drugs is used but unfortunately they have severe side effects, furthermore the disease exists in particular forms which fail to respond to the available drugs. Thus novel antiepileptic drugs are required with a mechanism of action which is different from that of the available drugs. The introduction of drugs acting on the central nervous system by lowering the overactivation by glutamate are awaited with great expectation [TIPS 15, 456 (1994)].

In Table 1 the anticonvulsive effect of some compounds of the invention in the electroshock test is presented [J. Pharmacol. Exp. Ther. 106, 319 (1952)]. The anticonvulsive effect was also studied in convulsions induced by various chemical agents, e. g. pentetrazole [J. Pharmacol. Exp. Ther. 108, 168 (1953)], strychnine [J. Pharmacol. Exp. Ther. 129, 75 (1960)], bemegride, nicotine, bicuculline, 4-aminopyridine and 3-mercaptpropionic acid. The pretreatment period was 60 minutes. The test compounds were administered orally in 3 doses to 10 male CD 1 mice in each dose group. The results are presented in Table 1.

Table 1. Anticonvulsive effect in mice

Compound Example No.	ED ₅₀ (mg/kg, p. o.)							
	ES	Pentetr- azole	Strychn- ine	Bemegrade	Nicotine	Bicuculline	4-AP	3-MPA
Phenytoin	10	>400	160	>200	12	-	-	-
GYKI-52466	38	115	87	73	70	35	43	47
17	24	54	67	41	13	23	55	38
20	44	~100	>100	-	~25	~25	~50	50-100
27	24	62	44	40	18	22	7	67

Abbreviations:

- 5 ES = electroshock
 4-AP = 4-aminopyridine
 3-MPA = 3-mercaptopropionic acid

The above data demonstrate the significant anticonvulsive effect
 10 of the compounds of general formula (I) in the ES test. The compound
 of Example 17 has a broad spectrum anticonvulsive effect even com-
 pared to phenytoin, a drug widely used in therapy.

Muscle relaxant effect

15 In clinical practice central muscle relaxants are used when the to-
 nicity of skeletal muscles is increased due to muscle injury, trauma of
 the spinal cord or brain, or some chronic degenerative disease, and
 hyperreflexia or tremor develops. Muscle spasms are often painful and
 inhibit normal motility.

20 The muscle relaxant activity of the compounds of general formula
 (I) was measured in the "inclined screen" test of Randall [J. Pharma-
 col. Exp. Ther. **129**, 163 (1960)] and in the rotarod test [J. Am.
 Pharm. Assoc. **46**, 208 (1975)]. The compounds were administered in 3
 i. p. doses to ten CD 1 mice in each dose group. The muscle relaxant
 25 activity of the compounds of the invention was demonstrated by the
 results obtained with the compounds of Examples 17 and 27 (Table 2).

Table 2. Muscle relaxant activity in mice

Compound Example No.	Inclined screen ED ₅₀ i. p. (mg/kg)	Rotarod ED ₅₀ i. p. (mg/kg)
Baclofen	26	13
GYKI 52466	47	24
17	36	16
27	47	14

The efficacy of the compounds of general formula (I) in the above muscle relaxant tests demonstrates that they can have therapeutic value in treating diseases where increased muscular tone is the problem to be solved.

Inhibition of focal ischemia

The focal ischemia inhibiting effect of the compound of Example 17 was studied on the "middle cerebral artery occlusion" (MCAO) test in anesthetized rats. The blood supply of the arteria cerebri media was transiently inhibited with an intralaminarily introduced embolus, then perfusion was reinstated by removing the embolus and thus a human "stroke" like status was induced in an experimental animal model, in rats. After histological processing the developed infarcted area was measured by a computerized scanner program [R. T. Bartus: Stroke 11, 2265 (1994) and S. G. Sydserff: Brit. J. Pharmacol. 114, 1631 (1995)]. The results obtained are presented in Table 3.

20

Table 3. Inhibition of focal ischemia in rats

a) Size of infarcted area

Compound Example No.	Dose (mg/kg) i. v.	N	Score of infarcted area	Change %
Vehicle	-	10	40518±5924	
17	6 x 1	7	16122±4368*	-60.2
17	6 x 2	10	13229±2313*	-67.4

b) Infarcted area in percent of cerebral hemisphere

Compound Example No.	Dose (mg/kg) i. v.	N	Score of infarcted area
Vehicle	-	10	33.7±4.94
17	6 x 1	7	13.4±3.64*
17	6 x 2	10	11.0±1.93*

5 N = number of animals.

* = calculated by the Dunnet test after e. g. 0.01 ANOVA [C. W.

Dunnet: J. Amer. Statist. Ass. 50, 1096-0021 (1955)].

In the above experiment the rate of cerebral cell damage, induced by the occlusion of the middle cerebral artery, was significantly reduced by 6 x 1 mg/kg i. v. doses of the compound of Example 17 in the best human stroke animal model.

Based on the above pharmacological results the compounds of general formula (I) according to the invention can influence the dysfunctions of the AMPA receptors. Thus the compounds according to the invention are suitable for the treatment of neurological and psychiatric disorders induced by the extremely increased activation of the AMPA receptor. Consequently in therapy they can be applied as muscle relaxants, anticonvulsive and neuroprotective agents. They possess therapeutic value in the treatment of epilepsy, diseases associated with spasms of the skeletal muscles, acute and chronic neurodegenerative disorders, e. g. cerebral ischemia (stroke).

Neurological diseases which can be prevented or treated in this way are the following: Parkinson's disease, Alzheimer's disease, Huntington chorea, amyotrophic lateral sclerosis, olivopontocerebellar atrophy, AIDS dementia and senile dementia. They are also suitable for the treatment of neurodegenerative states developed as a result of cerebrovascular disasters (stroke, cerebral and spinal traumas), hypoxia, anoxia or hypoglycemic states, resp. The compounds of the in-

vention can be advantageously applied for the treatment of various psychiatric diseases, e. g. anxiety, schizophrenia, sleeping disorders, alleviation of symptoms of alcohol, drug and narcotics withdrawal. They can be beneficial in preventing the development of tolerance
5 against sedative drugs and pain killers.

They are assumed to be suitable drugs in epileptic diseases, in the treatment of muscle spasms of central origin and in the alleviation of pathological pain.

For therapeutic use the compounds of general formula (I) of the
10 invention can be converted into enteral or parenteral pharmaceutical compositions. For this purpose organic and inorganic carriers and auxiliary materials are employed, e. g. water, gelatin, acacia gum, lactose, starch, magnesium stearate, talc, vegetable oil, polyethylene-glycols, etc.

15 The pharmaceutical composition can be prepared in solid form, e. g. tablet, coated tablet, suppository or capsule form or also in liquid form, e. g. solution, suspension or emulsion form. The above auxiliary materials can be also supplemented with other additives, such as preservatives, stabilizing, emulsifying agents, buffers, etc.

20 For parenteral use the active ingredient is prepared in the form of sterile solution or suspension. The sterile vehicle can contain in addition adjuvants such as a local anesthetic agent, stabilizing agent or buffer, resp. The dosage of the active ingredient depends on the route of administration, the type and severity of the disease as well as the
25 mass and age of the patient. The daily dose can be 0,5 - 1000 mg, preferably 20 - 200 mg, in a single dose or divided in several doses.

The compounds according to the invention and the process for their preparation are illustrated in detail by the following non-limiting Examples.

30 **Examples 1 - 7**

General method for preparing compounds of general formula (I), wherein X = H, Y = Cl, R¹ = 4-nitro group, R² = H and A

represents a group of general formula (a)

10 mM of 8-chloro-1-(4-nitrophenyl)-3H-4,5-dihydro-2,3-benzodiazepin-4-thione were refluxed for 1 - 10 hours in ethyleneglycol monomethyl ether with 11 - 20 mM of aminoacetal or aminoketal of general formula (IV) and 10 mM of red mercury oxide. The reaction mixture was filtered, evaporated and purified on a Kieselgel column using a mixture of chloroform - methanol (98:2) as eluant.

The obtained condensation product was refluxed for 1 - 2 hours in a 1:1 mixture of concentrated hydrochloric acid and ethanol, yielding the product presented in Table 4 in hydrochloride form.

Products isolated as bases are suitably prepared as follows: the above condensation product is stirred for 1 - 2 hours with methanesulfonic acid, the reaction mixture is diluted with water and made alkaline with 5 M sodium hydroxide, finally the formed crystalline product is filtered.

Compounds of general formula (I) prepared by the above process are presented in Table 4.

Table 4

Example No.	R ³	R ⁴	Reagent	Yield %	M.p. °C (HCl salt)
1	H	H	2-Aminomethyl-1,3-dioxolane	48	210-215
2	Me	H	2-(1-Aminoethyl)-1,3-dioxolane	34	215-220
3	H	Me	2-Aminomethyl-2-methyl-1,3-dioxolane	41	205-208
4	Me	Me	2-(1-Aminoethyl)-2-methyl-1,3-dioxolane	46	207-210
5	Et	H	2-(1-Aminopropyl)-1,3-dioxolane	20	150-153
6	H	4-NO ₂ -phenyl	2,2-Diethoxy-2-(4-nitrophenyl)-ethylamine	30	270-272*
7	H	4-Pyridyl	2,2-Diethoxy-2-(4-pyridyl)-ethylamine	30	250-252*

Starting compounds of Examples 1 - 7 can be prepared as follows:

Step a)

7-Chloro-1-(4-nitrophenyl)-isochromane

24.97 g (160 mM) of 2-(4-chlorophenyl)-ethanol and 24.17 g (160
5 mM) of 4-nitrobenzaldehyde were dissolved in 480 ml of anhydrous
benzene, then 21.76 g (160 mM) of anhydrous zinc chloride were
added. Dry HCl gas was led into the stirred suspension for 4 hours and
stirring was continued overnight. The reaction mixture was first
washed with water then with a solution of sodium bisulfite, dried, fil-
10 tered and finally evaporated. The residue was recrystallized from etha-
nol.

Yield 26.2 g (56 %), m. p. 98 - 101°C.

Step b)

4-Chloro-2-(4-nitrobenzoyl)-phenylacetic acid

15 26.1 g (90 mM) of 7-chloro-1-(4-nitrophenyl)-isochromane were dis-
solved in 360 ml of acetone, then 260 ml of Jones reagent were added
and the reaction mixture was stirred for 16 hours. The precipitated
chromic sulfate was filtered and the filtrate was evaporated. The
evaporation residue was treated with 10 % aqueous sodium carbonate
20 solution and dichloromethane. The aqueous phase was acidified with
36 % hydrochloric acid and the precipitated crystalline product was
filtered.

Yield 18.1 g (63 %), m. p. 135 - 139°C.

Step c)

25 *8-Chloro-1-(4-nitrophenyl)-3H-4,5-dihydro-2,3-benzodiazepin-
-4-one*

17.6 g (55 mM) of 4-chloro-2-(4-nitrobenzoyl)-phenylacetic acid
and 8 ml of 85 % hydrazine hydrate were refluxed in 340 ml of ethanol
for 4 hours. The reaction mixture was cooled, acidified with 115 ml of
30 1 M hydrochloric acid and evaporated. The residue was mixed with 50
ml of water, the crystals were filtered and dried. The resulting hydra-
zone derivative was dissolved in 300 ml of anhydrous dichloromethane

and treated with a solution of 13.4 g (65 mM) of dicyclohexylcarbodiimide in 210 ml of anhydrous dichloromethane. The reaction mixture was stirred at room temperature overnight, then the precipitated crystals were filtered and washed with dichloromethane.
5 Yield 12.5 g (72 %), m. p. 275 - 278°C.

Step d)

8-Chloro-1-(4-nitrophenyl)-3H-4,5-dihydro-2,3-benzo-diazepine-4-thione

12.0 g (38 mM) of 8-chloro-1-(4-nitrophenyl)-3H-4,5-
10 -dihydro-2,3-benzodiazepin-4-one and 13.3 g (60 mM) of phosphorus pentasulfide were heated at 80° for 2 hours in 150 ml of anhydrous pyridine. After cooling the reaction mixture was poured on 1 kg of ice, the precipitated crystals were filtered and washed with water. The crude product was recrystallized from ethyleneglycol monomethyl
15 ether.

Yield 8.92 g (71 %), m. p. 231 - 234°C.

Examples 8 - 11

**General method for preparing compounds of general formula
20 (I), wherein X = H, Y = Br, R¹ = 4-nitro group, R² = H and A represents a group of general formula (a)**

10 mM of 8-bromo-1-(4-nitrophenyl)-3H-4,5-dihydro-2,3-benzodiazepine-4-thione were refluxed with 11 - 20 mM of an aminoacetal or aminoketal of general formula (IV) and 10 mM of red mercury oxide for 1 - 10 hours, then the process described in Examples 1 - 7 was
25 applied.

Compounds isolated as bases were processed as reported under Examples 1 - 7.

Compounds of general formula (I) prepared by the above process
30 are presented in Table 5.

Table 5

Example No.	R ³	R ⁴	Reagent	Yield %	M. p. °C (HCl salt)
8	Me	H	2-(1-Aminoethyl)-1,3-dioxolane	28	215-220
9	H	Me	2-Aminomethyl-2-methyl-1,3-dioxolane	50	194-202
10	Me	Me	2-(1-Aminoethyl)-2-methyl-1,3-dioxolane	42	212-219
11	H	4-Pyridyl	2,2-Diethoxy-2-(4-pyridyl)-ethylamine	60	Foam*

* TLC: developed in a mixture of chloroform - methanol (95:5)

5 R_f : 0.56

Starting compounds of Examples 8 - 11 can be prepared as follows:

Step a)

7-Bromo-1-(4-nitrophenyl)-isochromane

10 20.1 g (100 mM) of 2-(4-bromophenyl)-ethanol and 15.1 g (100 mM) of 4-nitrobenzaldehyde were dissolved in 300 ml of anhydrous benzene, then 13.6 g (100 mM) of anhydrous zinc chloride were added and dry hydrochloric acid gas was led into the stirred mixture for 4 hours. Then the process described under Examples 1-7, Step a) was
15 applied. The crude product was recrystallized from ethyl acetate.

Yield 20.7 g (62 %), m. p. 104 - 107°C.

Step b)

4-Bromo-2-(4-nitrobenzoyl)-phenylacetic acid

20 20.0 g (60 mM) of 7-bromo-1-(4-nitrophenyl)-isochromane were dissolved in 240 ml of acetone, then 174 ml of Jones reagent were added and the reaction mixture was stirred for 16 hours. Thereafter the process described under Examples 1 - 7, Step b) was applied.

Yield 13.3 g (61 %), m. p. 127' - 130°C.

*Step c)**8-Bromo-1-(4-nitrophenyl)-3H-4,5-dihydro-2,3-benzodiazepin-4-one*

12.7 g (35 mM) of 4-bromo-2-(4-nitrobenzoyl)-phenylacetic acid
5 and 5 ml of 85 % hydrazine hydrate were refluxed in 210 ml of ethanol
for 4 hours. Thereafter the process described under Examples 1 - 7,
Step c) was applied.

Yield 8.19 g (65 %), m. p. 264 - 267°C.

Step d)

10 *8-Bromo-1-(4-nitrophenyl)-3H-4,5-dihydro-2,3-benzo-diazepine-4-thione*

7.92 g (22 mM) of 8-bromo-1-(4-nitrophenyl)-3H-4,5-dihydro-
-2,3-benzodiazepin-4-one and 7.78 g (35 mM) of phosphorus penta-
sulfide were heated at 80°C for 2 hours in 90 ml of anhydrous pyri-
15 dine. Thereafter the process described under Examples 1 - 7 was ap-
plied. The crude product was recrystallized from ethyleneglycol
monomethyl ether.

Yield 5.55 g (67 %), m. p. 220 - 223°C.

20 **Examples 12 and 13**

**General method for preparing compounds of general formula
(I), wherein X = Cl, Y = Cl, R¹ = 4-nitro group, R² = H and A
represents a group of general formula (a)**

10 mM of 7,8-dichloro-1-(4-nitrophenyl)-3H-4,5-dihydro-2,3-
25 -benzodiazepine-4-thione were refluxed for 1 - 10 hours with 11 - 20
mM of an aminoacetal or aminoketal of general formula (IV) and 10
mM of red mercury oxide, then the process described under Examples
1 - 7 was applied.

The compounds of general formula (I) prepared by this process
30 are presented in Table 6.

Table 6

Example No.	R ³	R ⁴	Reagent	Yield %	M.p. °C (HCl salt)
12	Me	H	2-(1-Aminoethyl)-1,3-dioxolane	13	221-224
13	H	Me	2-Aminomethyl-2-methyl-1,3-dioxolane	41	240-244

Starting compounds of Examples 12 and 13 can be prepared as follows:

Step a)

6,7-Dichloro-1-(4-nitrophenyl)-isochromane

19.1 g (100 mM) of 2-(3,4-dichlorophenyl)-ethanol [G. J. Park et al.: J. Org. Chem. 22, 93 (1957)] and 15.1 g (100 mM) of 4-nitrobenzaldehyde were dissolved in 300 ml of anhydrous benzene, then 13.6 g (100 mM) of anhydrous zinc chloride were added and dry hydrochloric acid gas was led into the stirred suspension for 4 hours. Then the process described under Examples 1-7, Step a) was applied. The crude product was recrystallized from ethanol.

Yield 9.11 g (30 %), m. p. 130 - 132°C.

Step b)

4,5-Dichloro-2-(4-nitrobenzoyl)-phenylacetic acid

8.70 g (26.8 mM) of 6,7-dichloro-1-(4-nitrophenyl)-isochromane were dissolved in 180 ml of acetone, then 78 ml of Jones reagent were added and the reaction mixture was stirred for 16 hours. The precipitated chromium sulfate was filtered, the filtrate was evaporated and the evaporation residue was recrystallized from 96 % acetic acid. The obtained crystals were filtered and purified on a Kieselgel column using a mixture of chloroform - methanol (9:1) as eluant.

Yield 5.1 g (54 %), m. p. 187 - 190°C.

Step c)

7,8-Dichloro-1-(4-nitrophenyl)-3H-4,5-dihydro-2,3-benzodiazepin-4-one

- 22 -

6.10 g (17.2 mM) of 4,5-dichloro-2-(4-nitrobenzoyl)-phenylacetic acid and 6 ml of 85 % hydrazine hydrate were refluxed in 300 ml of 2-propanol for 6 hours. The reaction mixture was evaporated and the residue was dissolved in a mixture of 45 ml 40 % acetic acid and 400 ml of dichloromethane. The mixture was separated and the dichloromethane phase was washed with water, dried, then 3.60 g (17.5 mM) of dicyclohexyl-carbodiimide were added to the stirred solution. The reaction mixture was stirred at room temperature overnight, the formed precipitate was filtered and the filtrate was evaporated. The evaporation residue was refluxed in 120 ml of methanol and the hot mixture was filtered.

Yield 4.40 g (73 %), m. p. 268 - 270°C.

Step d)

7,8-Dichloro-1-(4-nitrophenyl)-3H-4,5-dihydro-2,3-benzodiazepine-4-thione

2.21 g (6.31 mM) of 7,8-dichloro-1-(4-nitrophenyl)-3H-4,5-dichloro-2,3-benzodiazepin-4-one and 2.24 g (10.1 mM) of phosphorus pentasulfide were heated at 82°C for 3 hours in 50 ml of anhydrous pyridine. Thereafter the process described under Examples 1 - 7, Step d) was applied. The crude product was recrystallized from ethyleneglycol mono-methyl ether.

Yield 1.41 g (61 %), m. p. 210 - 213°C.

Examples 14 and 15

General method for preparing compounds of general formula (I), wherein X = H, Y = Br, R¹ = 2-Cl, R² = H and A represents a group of general formula (a)

2 mM of 8-bromo-1-(2-chlorophenyl)-3H-4,5-dihydro-2,3-benzodiazepine-4-thione were refluxed for 1 - 2 hours with 2.2 - 4 mM of an aminoacetal or aminoketal of general formula (IV) and 2 mM of red mercury oxide in ethyleneglycol monomethyl ether. The mercury sulfide was filtered and the filtrate evaporated. The obtained condensa-

tion product was refluxed for 1 - 2 hours in a mixture of concentrated hydrochloric acid and ethanol (1:1), then the mixture was evaporated. The crystalline residue was recrystallized from ethanol.

The compounds of general formula (I) prepared by this process are presented in Table 7.

Table 7

Example No.	R ³	R ⁴	Reagent	Yield %	M.p. °C (HCl salt)
14	Me	H	2-(1-Aminoethyl)-1,3-dioxolane	21	132-140
15	H	Me	2-Aminomethyl-2-methyl-1,3-dioxolane	48	210-215

Examples 16 - 28

General method for preparing compounds of general formula (I), wherein R¹ = 4-amino group, R² = H, A represents a group of general formula (a) and X, Y, R³ and R⁴ represent moieties presented in Table 8

2 mM of a compound of general formula (I), wherein R¹ represents a 4-nitrophenyl group, furthermore R², R³, R⁴, X and Y have the same meaning as above, were dissolved in a mixture of methanol and dichloromethane, then stirred for 1 - 5 hours with 8 - 10 mM of 85 - 98 % hydrazine hydrate and 0,1 - 2 g of Raney-nickel catalyst at 20 - 40°C. The catalyst was filtered off and the filtrate was evaporated. The crude product was recrystallized from ethanol. The compounds of general formula (I) prepared by this process are presented in Table 8.

Table 8

Example No.	X	Y	R ³	R ⁴	Starting compound Example No.	Yield %	M.p. °C
16	H	Cl	H	H	1	67	210-214
17	H	Cl	Me	H	2	79	229-230
18	H	Cl	H	Me	3	71	267-270
19	H	Cl	Me	Me	4	83	274-278

Table 8 (contd.)

Example No.	X	Y	R ³	R ⁴	Starting compound Example No.	Yield %	M. p. °C
20	H	Cl	Et	H	5	72	247-250
21	H	Cl	H	4-NH ₂ -phenyl	6	84	250-253
22	H	Cl	H	4-Pyridyl	7	68	293-294 (d)
23	H	Br	Me	H	8	64	248-251
24	H	Br	H	Me	9	77	263-268
25	H	Br	Me	Me	10	84	272-275
26	H	Br	H	4-Pyridyl	11	41	295-300 (d)
27	Cl	Cl	Me	H	12	40	254-255
28	Cl	Cl	H	Me	13	71	284-286

Examples 29 - 32

- 5 **General method for preparing compounds of general formula (I), wherein X = H, Y = Cl, R¹ = 4-nitro group, R² = H and A represents a group of general formula (b)**

10 mM of 8-chloro-4-methylthio-1-(4-nitrophenyl)-5H-2,3-benzodiazepine were reacted in dimethylformamide at 120 - 130°C for 9-15
 10 hours with 20 - 25 mM of an acyl hydrazide of general formula (V) in the presence of 0.5 mM of concentrated hydrochloric acid. The reaction mixture was poured on crushed ice, then the crude product was filtered and purified by recrystallization.

15 The compounds of general formula (I) prepared by this process are presented in Table 9.

Table 9

Example No.	R ⁵	Yield %	M. p. °C
29	Methyl	72	271-274
30	4-Pyridyl	86	287-289
31	4-Nitrophenyl	68	287-290
32	Methoxymethyl	88	266-268

Starting compounds of Examples 29 - 32 can be prepared as follows:

To a solution of 10 mM of 8-chloro-1-(4-nitrophenyl)-5H-2,3-benzodiazepine-4-thione [Example 1 - 7, Step d)] in acetone 20 mM of potassium carbonate and 30 mM of methyl iodide were added and the reaction mixture was stirred at room temperature for 3 hours. The product was filtered, washed with water and purified by recrystallizing from dimethylformamide. Yield 82 %, m. p. 249 - 252°C.

10

Examples 33 - 36

General method for preparing compounds of general formula (I), wherein X = H, Y = Cl, R¹ = 4-amino group, R² = H and A represents a group of general formula (b)

15 10 mM of a compound of general formula (I), wherein X = H, Y = Cl, R¹ = 4-nitro group, R² = H, A represents a group of general formula (b) and R⁵ represents a group listed in Table 9, described in Examples 29 - 32, were dissolved in a mixture of methanol and dichloromethane and stirred for 1 - 5 hours with 35 - 45 mM of 85 - 98 % hydrazine hydrate and 0.5 - 2.0 g of Raney-nickel catalyst at 20 - 40°C. The catalyst was filtered off and the filtrate was evaporated. The crude product was purified by recrystallization or column chromatography.

25 The compounds of general formula (I) prepared by this process are presented in Table 10.

Table 10

Example No.	R ⁵	Yield %	M. p. °C
33	Methyl	91	228-231
34	4-Pyridyl	92	284-288
35	4-Aminophenyl	85	191-193
36	Methoxymethyl	83	195-197

Example 37**6-(4-Acetylamino-phenyl)-8-chloro-2-methyl-11H-imidazo-
[1,2-c][2,3]-benzodiazepine**

5 The solution of 0.46 g (1.42 mM) of the compound described in Example 17 in 8 ml of anhydrous pyridine was stirred with 0.20 ml of acetylchloride for 1.5 hours at 5 - 10°C. The reaction mixture was poured on crushed ice, the precipitated product was filtered and re-crystallized from ethanol.

10 Yield 0.33 g (63 %), m. p. 265 - 266°C.

Example 38**6-Phenyl-8-chloro-3-methyl-11H-imidazo[1,2-c][2,3]-
-benzodiazepine**

15 The solution of 1.10 g (3.2 mM) of the compound described in Example 18 was treated in 12 ml of dimethylformamide with 0.8 ml of isoamyl nitrite at 65°C. The reaction mixture was diluted with 5 M hydrochloric acid and extracted with ether. The ether layer was evaporated and purified on a Kieselgel column using a mixture of chloroform and methanol (98:2) as eluant.

20 Yield 0.39 g (39 %), m. p. 166 - 169°C.

Example 39**2-Ethoxycarbonyl-8-chloro-6-(4-nitrophenyl)-11H-pyrrolo[1,2-
c][2,3]-benzodiazepine**

25 The solution of 0.50 g (1.6 mM) of 8-chloro-4-methyl-1-(4-nitrophenyl)-5H-2,3-benzodiazepine and 0.27 ml (2.2 mM) of ethyl bromopyruvic acid in 20 ml of ethanol was refluxed for 12 hours. The reaction mixture was evaporated and the product was purified on a silicagel column applying benzene as eluant.

30 Yield 0.29 g (44 %) of the aimed product which was used in the next reaction without further purification.

The starting compound of this Example was prepared as follows:

*Step a)**7-Chloro-3-methyl-1-(4-nitrophenyl)-isochromane*

11.94 g (70 mM) of 1-(4-chlorophenyl)-2-propanol [J. Med. Chem. **21**, 454 (1978)] and 10.57 g (70 mM) of 4-nitrobenzaldehyde were dissolved in 70 ml of anhydrous benzene, then 9.56 g (70 mM) of freshly prepared anhydrous zinc chloride were added and dry hydrochloric acid gas was led into the mixture for 3 hours. Then the mixture was refluxed for 1.5 hours, cooled, diluted with water and the layers were separated. The organic layer was first washed with water then with a solution of sodium hydrogen carbonate, dried and evaporated. The resulting crude product was recrystallized from ethanol. Yield 6.8 g (32 %), m. p. 120 - 123°C.

*Step b)**7-Chloro-3-methyl-1-(4-nitrophenyl)-2-benzopyrilium perchlorate*

To a solution of 6.8 g (22.44 mM) of the isochromane derivative [prepared in the above Step a)] in 70 ml of acetone 29 ml (78 mM) of Jones reagent were added dropwise under ice chilling, during 1 hour and the reaction mixture was stirred for 4 hours at 25°C. The precipitated chromium salt was filtered off, the filtrate was evaporated and the crystalline residue was resuspended in water and repeatedly filtered. The resulting crystalline product was dissolved in 76 ml of hot glacial acetic acid, 1.48 ml of 70 % perchloric acid were added, after chilling the precipitated crystalline product was filtered and washed several times with small portions of glacial acetic acid. Yield 3.73 g (42 %), m. p. 247 - 255°C.

*Step c)**8-Chloro-4-methyl-1-(4-nitrophenyl)-5H-2,3-benzodiazepine*

4.1 g (10.25 mM) of benzopyrilium perchlorate, prepared according to the above Step b, were added to a mixture of 20.5 ml of dimethylformamide and 1.5 ml (70.7 mM) of 98 % hydrazine hydrate while cooling with water. The reaction mixture was stirred for 1.5 hours at 25°C, then 25 ml of water were added, the precipitated crude

product was filtered and washed with water. The resulting crude product was recrystallized from 25 ml of isopropanol.

Yield 2.82 g (87 %), m. p. 199 - 203°C.

Example 40

5 **6-(4-Aminophenyl)-2-ethoxycarbonyl-8-chloro-11H-pyrrolo-
[1,2-c][2,3]-benzodiazepine**

0.29 g (0.7 mM) of 2-ethoxycarbonyl-8-chloro-6-(4-nitrophenyl)-11H-pyrrolo[1,2-c][2,3]-benzodiazepine (Example 39) was reduced according to the general method described in Examples 16 - 28.

10 Yield 0.11 g (41 %), m. p. 247 - 249°C.

Example 41

**8-Chloro-3-methyl-6-(4-nitrophenyl)-11H-imidazo[3,4-c][2,3]-
benzodiazepine**

15 0.59 g (1.6 mM) of 4-(acetaminomethyl)-8-chloro-1-(4-nitrophenyl)-5H-2,3-benzodiazepine [Step e)] was dissolved in 30 ml of anhydrous dichloroethane, then 0.73 ml (7.95 mM) of phosphorus oxychloride were added and the reaction mixture was refluxed for 3 hours.

Thereafter the solution was mixed under ice-chilling with a solution of sodium hydrogen carbonate, the layers were separated, the organic layer was washed with water, dried and evaporated. The crude product, an oil, was purified on a silicagel column using a mixture of ethyl acetate and benzene (4:1) as eluant.

Yield 0.24 g (43 %) of a foam which was used without further purification in the reduction reaction (Example 42).

25 The starting compound of this Example was prepared as follows:

Step a)

4-Formyl-8-chloro-1-(4-nitrophenyl)-5H-2,3-benzodiazepine

30 9.17 g (29.0 mM) of 8-chloro-4-methyl-1-(4-nitrophenyl)-5H-2,3-benzodiazepine (prepared according to the method described in Example 39) were dissolved in 120 ml of dioxane, then 2.27 g (20.5 mM) of selenium dioxide powder were added and the mixture was stirred on a 90°C water bath for 40 minutes. Then the solution was treated with

active carbon, filtered and poured into 1500 ml of water. The precipitated crystals were filtered and washed with water. The crude product was purified on a Kieselgel column using benzene as eluant. Yield 2.8 g (29 %), m. p. 208 - 210°C (decomp.).

5 *Step b)*

4-(Hydroxymethyl)-8-chloro-1-(4-nitrophenyl)-5H-2,3-benzodiazepine

2.15 g (6.6 mM) of 4-formyl-8-chloro-1-(4-nitrophenyl)-5H-2,3-benzodiazepine [prepared according to Step a)] were dissolved in 88 ml of a mixture of tetrahydrofuran and water (1:1), then under ice
10 chilling 0.12 g (3.3 mM) of sodium borohydride was added portion-wise. The reaction mixture was stirred at 25°C for 40 minutes then it was diluted with 90 ml of water. The precipitated crystals were filtered and purified on a Kieselgel column using a mixture of benzene
15 and ethyl acetate (1:1) as eluant.

Yield 1.62 g (75 %), gradually decomposing from 163 °C on.

Step c)

4-(Phthalimidomethyl)-8-chloro-1-(4-nitrophenyl)-5H-2,3-benzodiazepine

20 1.62 g (4.9 mM) of the 4-(hydroxymethyl) derivative [Step b)], 2.54 g (9.7 mM) of triphenylphosphine and 1.42 g (9.7 mM) of phthalimide were dissolved in 72 ml of anhydrous tetrahydrofuran, then a solution of 1.52 ml (9.7 mM) of diethyl azodicarboxylate in anhydrous tetrahydrofuran were added dropwise and the reaction mixture
25 was stirred for 3 hours. After evaporation the resulting residue was recrystallized from 20 ml of ethanol.

Yield 1.34 g (60 %), m. p. 254 - 256°C (decomp.).

Step d)

4-(Aminomethyl)-8-chloro-1-(4-nitrophenyl)-5H-2,3-benzodiazepine

30 1.34 g (2.9 mM) of the 4-(phthalimidomethyl) derivative [Step c)] and 1.09 ml (21.7 mM) of 98 % hydrazine hydrate were refluxed in

134 ml of methanol for 4 hours. The reaction mixture was evaporated, the residue was mixed with 50 ml of dichloromethane and the precipitate was filtered. The filtrate was evaporated, the residue was suspended in water and filtered.

- 5 Yield 0.97 g (100 %), m. p. 105 - 107°C (decomp.) which was used without further purification in the next reaction step.

Step e)

*4-(Acetaminomethyl)-8-chloro-1-(4-nitrophenyl)-5H-
-2,3-benzodiazepine*

- 10 0.97 g (3.0 mM) of the 4-(aminomethyl) derivative prepared according to Step d) was stirred for 2 hours with 8 ml of acetic anhydride. Then the reaction mixture was diluted with 40 ml of water, the precipitated crystals were filtered and the crude product was subjected to silicagel column chromatography using a 4:1 mixture of ethyl acetate and benzene as eluant.

15 Yield 0.59 g (54 %), m. p. 216 - 218°C (decomp.).

Example 42

**6-(4-Aminophenyl)-8-chloro-3-methyl-11H-imidazo[3,4c]-
[2,3]-benzodiazepine**

- 20 0.24 g (0.7 mM) of 8-Chloro-3-methyl-6-(4-nitrophenyl)-11H-imidazo[3,4-c][2,3]-benzodiazepine (Example 41) was reduced according to the general process of Examples 16 - 28). The crude product was purified by refluxing with ethanol.

Yield 0.12 g (56 %), m. p. 256 - 258°C (decomp.).

- 25 **Example 43**

**2-Phenyl-8-chloro-6-(4-nitrophenyl)-11H-imidazo[1,2-c][2,3]-
-benzodiazepine**

- 1.99 g (6.0 mM) of 8-chloro-1-(4-nitrophenyl)-3H-4,5-dihydro-2,3-benzodiazepine-4-thione were reacted with 1.79 g (12.0 mM) of
30 2,2-dimethoxy-1-phenyl-ethylamine [W. R. Boon: J. Chem. Soc. 2146 (1957)] according to the process described in Examples 1 - 7. The resulting condensation product was purified on a Kieselgel column using

a mixture of chloroform and methanol (98:2) as eluant, then it was treated with methanesulfonic acid and the product was isolated as a base according to the method described in Examples 1-7.

Yield 0.70 g (28 %), m. p. 230 - 232°C.

5 **Example 44**

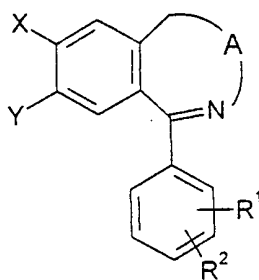
**6-(4-Aminophenyl)-2-phenyl-8-chloro-11H-imidazo[1,2-c]-
[2,3]-benzodiazepine**

0.62 g (1.5 mM) of 2-phenyl-8-chloro-1-(4-nitrophenyl)-11H-
-imidazo[1,2-c][2,3]-benzodiazepine was reduced according to the
10 process described in Examples 16 - 28 and the crude product was re-
crystallized from 90 % isopropanol.

Yield 0.47 g (81 %), m. p. 223 - 226°C.

Patent claims

1. Compounds of general formula (I), stereoisomers and acid addition salts thereof,



(I)

wherein

R^1 and R^2 represent independently hydrogen, halogen, a C_{1-4} alkyl, C_{1-4} alkoxy, nitro, trifluoromethyl group or a group of general formula NR^8R^9 , wherein

15 R^8 and R^9 represent independently hydrogen, a C_{1-4} alkyl group or a group of general formula $-COR^{10}$, wherein

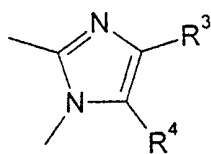
R^{10} represents hydrogen, an optionally substituted C_{1-4} alkyl group, C_{6-10} aryl group, C_{1-4} alkoxy group, C_{3-5} cycloalkyl group, C_{2-6} alkenyl group, C_{3-5} cycloalkoxy group or a group of general formula $-NR^{11}R^{12}$, wherein

20 R^{11} and R^{12} represent independently hydrogen, a C_{1-4} alkyl group, C_{3-5} cycloalkyl group or C_{6-10} aryl group,

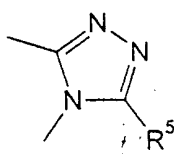
X represents hydrogen or chlorine atom,

25 Y represents chlorine or bromine atom,

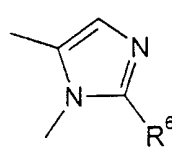
A represents a group of general formula (a), (b), (c) or (d),



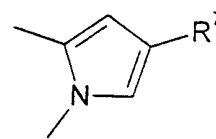
(a)



(b)



(c)



(d)

wherein

R³, R⁴, R⁵, R⁶ and R⁷ represent independently hydrogen, a C₁₋₄ alkyl group, C₃₋₅ cycloalkyl group, C₂₋₄ alkenyl group, C₂₋₄ alkynyl group or C₆₋₁₀ aryl group which can optionally be substituted by one or more halogen, nitro, alkoxy or amino groups; furthermore heteroaryl group; groups of general formula -COOR¹³ or -CO-NR¹⁴R¹⁵, wherein

R¹³ represents hydrogen or C₁₋₄ alkyl group, R¹⁴ and R¹⁵ represent independently hydrogen or a C₁₋₄ alkyl group or form together with the nitrogen atom a 5 to 7-membered saturated heterocycle which can contain further oxygen, sulfur or nitrogen atoms.

2. 6-(4-Aminophenyl)-8-chloro-2-methyl-11H-imidazo[1,2-c]-[2,3]-benzodiazepine and its acid addition salts.
3. 6-(4-Aminophenyl)-8-chloro-3-methyl-11H-imidazo[1,2-c]-[2,3]-benzodiazepine and its acid addition salts.
4. 6-(4-Aminophenyl)-8-bromo-2-methyl-11H-imidazo[1,2-c]-[2,3]-benzodiazepine and its acid addition salts.
5. 6-(4-Aminophenyl)-8,9-dichloro-2-methyl-11H-imidazo[1,2-c]-[2,3]-benzodiazepine and its acid addition salts.
6. Pharmaceutical composition comprising a compound of general formula (I), wherein R¹ - R¹⁵, X, Y and (A) have the same meaning as claimed in claim 1, or stereoisomers or pharmaceutically acceptable salts thereof, together with solvents, diluents, carriers or filling materials usually employed in the preparation of drug formulations.
7. Use of compounds according to claim 1 for the preparation of drugs suitable for treating diseases associated with muscle spasms.
8. Use of compounds according to claim 1 for the preparation of drugs suitable for treating epilepsy.
9. Use of compounds according to claim 1 for the preparation of drugs suitable for treating acute or chronic neurodegenerative diseases.

INTERNATIONAL SEARCH REPORT

International Application No

PCT/HU 98/00071

A. CLASSIFICATION OF SUBJECT MATTER

IPC 6 C07D487/04 A61K31/55 //(C07D487/04,243:00,235:00),
(C07D487/04,249:00,243:00),(C07D487/04,243:00,209:00)

According to International Patent Classification (IPC) or to both national classification and IPC

B. FIELDS SEARCHED

Minimum documentation searched (classification system followed by classification symbols)

IPC 6 C07D A61K

Documentation searched other than minimum documentation to the extent that such documents are included in the fields searched

Electronic data base consulted during the international search (name of data base and, where practical, search terms used)

C. DOCUMENTS CONSIDERED TO BE RELEVANT

Category °	Citation of document, with indication, where appropriate, of the relevant passages	Relevant to claim No.
A	WO 96 06606 A (ELI LILLY AND COMPANY) 7 March 1996 see claims	1-9
P,A	DE 196 04 919 A (SCHERING AG.) 7 August 1997 see claims	1-9

Further documents are listed in the continuation of box C.

Patent family members are listed in annex.

° Special categories of cited documents :

"A" document defining the general state of the art which is not considered to be of particular relevance

"E" earlier document but published on or after the international filing date

"L" document which may throw doubts on priority claim(s) or which is cited to establish the publication date of another citation or other special reason (as specified)

"O" document referring to an oral disclosure, use, exhibition or other means

"P" document published prior to the international filing date but later than the priority date claimed

"T" later document published after the international filing date or priority date and not in conflict with the application but cited to understand the principle or theory underlying the invention

"X" document of particular relevance; the claimed invention cannot be considered novel or cannot be considered to involve an inventive step when the document is taken alone

"Y" document of particular relevance; the claimed invention cannot be considered to involve an inventive step when the document is combined with one or more other such documents, such combination being obvious to a person skilled in the art.

"&" document member of the same patent family

Date of the actual completion of the international search

30 October 1998

Date of mailing of the international search report

09/11/1998

Name and mailing address of the ISA

European Patent Office, P.B. 5818 Patentlaan 2
NL - 2280 HV Rijswijk
Tel. (+31-70) 340-2040, Tx. 31 651 epo nl,
Fax: (+31-70) 340-3016

Authorized officer

Chouly, J

INTERNATIONAL SEARCH REPORT

Information on patent family members

International Application No

PCT/HU 98/00071

Patent document cited in search report	Publication date	Patent family member(s)	Publication date
WO 9606606 A	07-03-1996	AU 689639 B	02-04-1998
		AU 3418695 A	22-03-1996
		CA 2198751 A	07-03-1996
		EP 0771198 A	07-05-1997
		FI 970833 A	27-02-1997
		JP 10505066 T	19-05-1998
		US 5795886 A	18-08-1998
		AU 3035595 A	14-03-1996
		AU 696243 B	03-09-1998
		AU 3035695 A	14-03-1996
		AU 695424 B	13-08-1998
		AU 3035795 A	14-03-1996
		BR 9503843 A	10-09-1996
		BR 9503844 A	10-09-1996
		BR 9503845 A	16-04-1996
		CN 1122338 A	15-05-1996
		CN 1128264 A	07-08-1996
		CN 1123282 A	29-05-1996
		CZ 9502219 A	13-03-1996
		CZ 9502220 A	13-03-1996
		CZ 9502221 A	13-03-1996
		EP 0699676 A	06-03-1996
		EP 0699677 A	06-03-1996
		EP 0699678 A	06-03-1996
		FI 954064 A	01-03-1996
		FI 954065 A	01-03-1996
		FI 954066 A	01-03-1996
		HU 72644 A	28-05-1996
		HU 72673 A	28-05-1996
		HU 72675 A	28-05-1996
		JP 8081468 A	26-03-1996
		JP 8092255 A	09-04-1996
		JP 8081469 A	26-03-1996
		NO 953394 A	01-03-1996
		NO 953395 A	01-03-1996
		NO 953396 A	01-03-1996
		NZ 272896 A	24-03-1997
		NZ 272897 A	24-03-1997
		NZ 272898 A	20-12-1996
		PL 310226 A	04-03-1996

INTERNATIONAL SEARCH REPORT

Information on patent family members

Inter. nal Application No

PCT/HU 98/00071

Patent document cited in search report	Publication date	Patent family member(s)	Publication date
WO 9606606 A		PL 310228 A US 5665878 A	04-03-1996 09-09-1997
DE 19604919 A	07-08-1997	AU 2502997 A WO 9728163 A	22-08-1997 07-08-1997