



(51) International Patent Classification:

C07H 1/00 (2006.01)

(21) International Application Number:

PCT/US2017/037126

(22) International Filing Date:

13 June 2017 (13.06.2017)

(25) Filing Language:

English

(26) Publication Language:

English

(30) Priority Data:

62/349,970 14 June 2016 (14.06.2016) US  
62/492,402 01 May 2017 (01.05.2017) US

(71) Applicant: **BIOGEN MA INC.** [US/US]; 225 Binney Street, Cambridge, MA 02142 (US).

(72) Inventors: **GRONKE, Robert, S.**; c/o Biogen MA Inc., 225 Binney Street, Cambridge, MA 02142 (US). **JOSHI, Ratnesh, S.**; c/o Biogen MA Inc., 225 Binney Street, Cambridge, MA 02142 (US).

(74) Agent: **DAVIS, Steven, G.** et al.; McCarter & English, LLP, 265 Franklin Street, Boston, MA 02110 (US).

(81) Designated States (unless otherwise indicated, for every kind of national protection available): AE, AG, AL, AM, AO, AT, AU, AZ, BA, BB, BG, BH, BN, BR, BW, BY, BZ, CA, CH, CL, CN, CO, CR, CU, CZ, DE, DJ, DK, DM, DO, DZ, EC, EE, EG, ES, FI, GB, GD, GE, GH, GM, GT, HN, HR, HU, ID, IL, IN, IR, IS, JO, JP, KE, KG, KH, KN, KP, KR, KW, KZ, LA, LC, LK, LR, LS, LU, LY, MA, MD, ME, MG, MK, MN, MW, MX, MY, MZ, NA, NG, NI, NO, NZ, OM, PA, PE, PG, PH, PL, PT, QA, RO, RS, RU, RW, SA, SC, SD, SE, SG, SK, SL, SM, ST, SV, SY, TH, TJ, TM, TN, TR, TT, TZ, UA, UG, US, UZ, VC, VN, ZA, ZM, ZW.

(84) Designated States (unless otherwise indicated, for every kind of regional protection available): ARIPO (BW, GH, GM, KE, LR, LS, MW, MZ, NA, RW, SD, SL, ST, SZ, TZ, UG, ZM, ZW), Eurasian (AM, AZ, BY, KG, KZ, RU, TJ, TM), European (AL, AT, BE, BG, CH, CY, CZ, DE, DK, EE, ES, FI, FR, GB, GR, HR, HU, IE, IS, IT, LT, LU, LV, MC, MK, MT, NL, NO, PL, PT, RO, RS, SE, SI, SK, SM, TR), OAPI (BF, BJ, CF, CG, CI, CM, GA, GN, GQ, GW, KM, ML, MR, NE, SN, TD, TG).

Declarations under Rule 4.17:

- as to applicant's entitlement to apply for and be granted a patent (Rule 4.17(ii))
- as to the applicant's entitlement to claim the priority of the earlier application (Rule 4.17(iii))

(54) Title: HYDROPHOBIC INTERACTION CHROMATOGRAPHY FOR PURIFICATION OF OLIGONUCLEOTIDES

(57) Abstract: The present invention is directed to a method of purifying oligonucleotides hydrophobic interaction chromatography.



## **HYDROPHOBIC INTERACTION CHROMATOGRAPHY FOR PURIFICATION OF OLIGONUCLEOTIDES**

### **REFERENCE TO RELATED APPLICATIONS**

This application claims the benefit of the filing date under 35 U.S.C. §119(e), of U.S. Provisional Application No. 62/349,970, filed on June 14, 2016, and U.S. Provisional Application No. 62/492,402, filed on May 1, 2017, the entire contents of each of which are incorporated herein by reference.

### **SEQUENCE LISTING**

The instant application contains a Sequence Listing which has been submitted electronically in ASCII format and is hereby incorporated by reference in its entirety. Said ASCII copy, created on June 12, 2017, is named 123429-00120\_SL.txt and is 839 bytes in size.

### **BACKGROUND OF THE INVENTION**

Oligonucleotides are short DNA or RNA oligomers that can be chemically synthesized for research and medical purposes. Oligonucleotides are typically prepared by a stepwise addition of nucleotide residues to produce a specific sequence. During the synthesis, inefficiencies at any of the steps are possible, resulting in an oligomer either missing a nucleoside (“the N-1 impurity”) or having a phosphodiester bond instead of the desired phosphothioester bond (“the P=S impurity”). In addition, exposure to oxidative conditions during or after the synthesis could convert a P=S bond to a P=O bond to form a P=O impurity. Following completion of the synthesis of the oligonucleotide of the desired sequence, the target oligonucleotide is obtained as a mixture along with all of the failed sequences and the N-1 and P=O impurities. These impurities then need to be separated from the target oligonucleotide.

One commonly used separation technique is reverse-phase high pressure liquid chromatography (rp-HPLC) is used to purify oligonucleotides, however, rp-HPLC generally cannot effectively remove the N-1, the P=O, the ABasic, the CNEt and/or the N+1 impurities. Another disadvantage of rp-HPLC includes the use of significant amount of organic solvents, which creates a disposal issue and as well as the need to conduct the purification in an explosion proof facility.

Therefore, purification methods for oligonucleotides that can remove the N-1, the P=O, the ABasic, the CNEt and/or the N+1 impurities and are suitable for a large scale commercial process are needed.

### **SUMMARY OF THE INVENTION**

The invention herein describes a method to purify a target oligonucleotide using hydrophobic interaction chromatography (HIC). In particular, the method described herein includes applying, at a particular dynamic loading capacity, a mixture of the target oligonucleotide and product-related impurities to the hydrophobic interaction chromatography resin (or hydrophobic adsorbent). The claimed method results in an improved separation of the N-1 and P=O impurities from the target oligonucleotide as well as the elimination of the use of organic solvents during the purification process. In certain embodiments, the claimed method can also remove the ABasic, the CNEt and/or the N+1 impurities.

### **BRIEF DESCRIPTION OF THE FIGURES**

FIG. 1 is a plot depicting the relationship between dynamic loading capacity and removal of the P=O impurity.

FIG. 2 is a plot depicting the relationship between dynamic loading capacity and removal of the N-1 impurity.

FIG. 3 depicts the exemplary structures of ABasic, CNEt and P=O impurities.

### **DETAILED DESCRIPTION**

The present invention is directed to methods for separating an oligonucleotide from a product related impurities generated during the synthesis of the oligonucleotide. The new process was developed in which a crude oligonucleotide mixture, which contains not only the target oligonucleotide, but also various product related impurities, is applied to a hydrophobic adsorbent at a particular dynamic loading capacity. This new method results in an improved removal of certain product related impurities including the N-1 impurity and the P=O impurity. Such an improvement was surprising because the hydrophobicity of the target oligonucleotide as compared to its N-1 and P=O impurities are expected to be similar and these impurities are not removed by process-scale rp-HPLC, which also relies on hydrophobic interactions. In certain embodiments, the claimed method can also remove the

Basic impurities, the CNet impurities and the N+1 impurities that are difficult to be removed by rp-HPLC.

A first embodiment of the invention is a method for separating a target oligonucleotide from a mixture containing the target oligonucleotide and a product-related impurity, the method comprising the steps of:

- a) adding salt to the mixture;
- b) contacting the diluted mixture with a hydrophobic adsorbent at a dynamic loading capacity of about 32 to about 78 % of the capacity of the hydrophobic adsorbent;
- c) washing the hydrophobic adsorbent with an aqueous salt solution;
- d) eluting the target oligonucleotide with a eluting solution; and
- e) collecting the eluent comprising the target oligonucleotide;

wherein the product-related impurity includes at least one N-1 impurity, thereby separating the target oligonucleotide from the product-related impurity.

A second embodiment of the invention is a method for separating a target oligonucleotide from a mixture containing the target thiolated oligonucleotide and a product-related impurity, the method comprising the steps of:

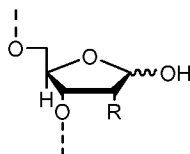
- a) adding salt to the mixture;
- b) contacting the diluted mixture with a hydrophobic adsorbent at a dynamic loading capacity of about 40 to about 100 % of the capacity of the hydrophobic adsorbent;
- c) washing the hydrophobic adsorbent with an aqueous salt solution;
- d) eluting the target oligonucleotide with a eluting solution; and
- e) collecting the eluent comprising the target oligonucleotide;

wherein the product-related impurity includes at least one P=O impurity, thereby separating the target oligonucleotide from the product-related impurity.

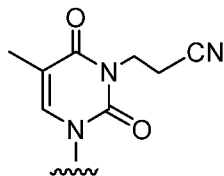
As used herein, a “product-related impurity” refers to the unwanted byproducts generated during the synthesis of the target oligonucleotide. In certain embodiments, a product-related impurity is a i) N-1 impurity; ii) a P=O impurity; iii) or a combination thereof; or iv) a mixture of any of these three. As used herein, “N-1 impurity” is an oligonucleotide that is missing 1 nucleoside at any position relative to the target oligonucleotide due to a failed coupling reaction. As used herein, “P=O impurity” is an oligonucleotide that contains a phosphodiester linkage in place of a desired phosphorothioate

linkage of the target oligonucleotide due to a failed sulfurization reaction or unintended oxidation following the synthesis. In certain embodiments, the method as described for the first embodiment can be used to remove the P=O impurity along with the N-1 impurity. In certain embodiments, the method as described for the second embodiment can be used to remove the N-1 impurity along with the P=O impurity.

In certain embodiments, the product-related impurities can also include an ABasic impurity, a CNEt and/or a N+1 impurities. As used herein, a “N+1 impurity” is an oligonucleotide that has 1 additional nucleoside at any position relative to the target oligonucleotide. As used herein, an “ABasic impurity” is an oligonucleotide having one or more nucleosides that are missing the nucleobase as compared to the target oligonucleotide, wherein the nucleoside has the structure shown below:



An exemplary structure for an ABasic impurity is shown in FIG. 3. In a particular embodiment, the missing nucleobase in the ABasic impurity is adenosine and/or guanine. As used herein, a “CNEt” impurity is an oligonucleotide that contains a modified thymine nucleobase in place of the unmodified thymine nucleobase of the target oligonucleotide, wherein the modified thymine nucleobase has the following structure:



An exemplary structure for CNEt impurity is shown in FIG. 3.

In certain embodiments, the product-related impurities includes a shortmer impurity. As used herein, a “shortmer impurity” is an oligonucleotide that is missing 1, 2, 3, 4, or more nucleosides at any position relative to the target oligonucleotide.

In certain embodiments, the product-related impurities includes an earlier-eluting impurity (EEI). As used herein, the “earlier-elution impurity” is an impurity that elutes before the target oligonucleotide using the purification methods described herein. In one embodiment, the EEI includes a shortmer impurity, such as a N-1 impurity, a P=O impurity, and/or an ABasic impurity.

In certain embodiments, the product-related impurity includes a later-eluting impurity (LEI). As used herein, the “later-eluting impurity” is an impurity that elutes after the target

oligonucleotide using the purification methods described herein. In one embodiment, the LEI includes the N+1 impurity.

“Oligonucleotide” means a compound comprising a plurality of linked nucleosides. In certain embodiments, one or more of the plurality of nucleosides is modified. In certain embodiments, an oligonucleotide comprises one or more ribonucleosides (RNA) and/or deoxyribonucleosides (DNA). In certain embodiments, the oligonucleotide includes only RNA, only DNA or includes both RNA and DNA. In a particular embodiment, the target oligonucleotide is a gapmer. A "gapmer" means a chimeric compound in which an internal region having a plurality of nucleosides that support RNase H cleavage is positioned between external regions having one or more nucleosides, wherein the nucleosides comprising the internal region are chemically distinct from the nucleoside or nucleosides comprising the external regions. In certain embodiments, the target oligonucleotide comprises 10 to 100, 10 to 50, 10 to 25, 15 to 100, 15 to 50, or 15 to 25 nucleotides.

“Nucleoside” means a compound comprising a nucleobase and a sugar moiety. Nucleosides include, but are not limited to, naturally occurring nucleosides, modified nucleosides, and nucleosides having mimetic bases and/or sugar groups. “Modified nucleoside” a nucleoside comprising at least one modification compared to naturally occurring RNA or DNA nucleosides. Such modification may be at the sugar moiety and/or at the nucleobase. Nucleosides may be modified with any of a variety of substituents on either the nucleobase or the sugar moiety.

A “nucleotide” refers to a nucleoside comprising a linking group, which links two nucleosides together as part of the oligonucleotide. The two main classes of linking groups are defined by the presence or absence of a phosphorus atom. Representative phosphorus containing linkages include, but are not limited to, phosphodiester (P=O), phosphotriesters, methylphosphonates, phosphoramidate, and phosphorothioates (P=S). Representative non-phosphorus containing linking groups include, but are not limited to, methylenemethylimino ( $\text{—CH}_2\text{—N(CH}_3\text{)—O—CH}_2\text{—}$ ), thiodiester ( $\text{—O—C(O)—S—}$ ), thionocarbamate ( $\text{—O—C(O)(NH)—S—}$ ); siloxane ( $\text{—O—Si(H)}_2\text{—O—}$ ); and N,N'-dimethylhydrazine ( $\text{—CH}_2\text{—N(CH}_3\text{)—N(CH}_3\text{)—}$ ). In a particular embodiment, the linking group is a phosphodiester (P=O) or a phosphorothioate (P=S). In certain embodiments, the target oligonucleotide of the methods described for the first and second embodiments includes only phosphodiester (P=O), phosphorothioates (P=S), or a combination thereof as the linking group.

A “nucleobase” means the heterocyclic base portion of a nucleoside. In certain embodiments, a nucleobase may comprise any atom or group of atoms capable of hydrogen

bonding to a nucleobase of another nucleic acid. Nucleobases may be naturally occurring or may be modified. In addition to “unmodified” or “natural” nucleobases such as the purine nucleobases adenine (A) and guanine (G), and the pyrimidine nucleobases thymine (T) (or 5-methyl uracil), cytosine (C) and uracil (U), many modified nucleobases or nucleobase mimetics known to those skilled in the art are amenable to incorporation into the target oligonucleotides as separated by either the method described in the first or second embodiments, including, for example, hypoxanthine, xanthine, 7-methyl guanine, 5,6-dihydrouracil, 5-methylcytosine, 7-deaza purine and 5-hydroxymethylcytosine. In certain embodiments, the method is as described for the first or second embodiment, and the nucleobase is selected from adenine, guanine, thymine (5-methyl uracil), and 5-methylcytosine.

“Sugar moiety” means a natural or modified sugar or sugar surrogate.

“Natural sugar” means a ribofuranose moiety of DNA (2'-H) or RNA (2'-OH).

“Modified sugar” means a ribofuranose moiety comprising at least one substituent other than that of a natural sugar. Such modifications include without limitation, addition of substituent groups, bridging of non-geminal ring atoms to form a bicyclic nucleic acid (BNA), replacement of the ribosyl ring oxygen atom with S, N(R), or C(R<sup>1</sup>)(R)<sup>2</sup> (R=H, C<sub>1</sub>-C<sub>12</sub> alkyl or a protecting group) and combinations of these such. In certain embodiments, the sugar is modified at the 2'-position to include a substituent other than H or OH (“2'-modified” or “2'-substituted”). Alternatively, the modification is at the 5'-position of the sugar. In certain embodiments, the sugar is modified at the 2'-position and the 5'-position of the sugar.

Examples of sugar modifications useful in this invention include, but are not limited to compounds comprising a sugar substituent group selected from: OH, F, O-alkyl, S-alkyl, N-alkyl, or O-alkyl-O-alkyl, wherein the alkyl, alkenyl and alkynyl may be substituted or unsubstituted C<sub>1</sub> to C<sub>10</sub> alkyl or C<sub>2</sub> to C<sub>10</sub> alkenyl and alkynyl. In certain embodiments, such substituents are selected from among: a halide (including, but not limited to F), allyl, amino, azido, thio, O-allyl, O—C<sub>1</sub>-C<sub>10</sub> alkyl, —OCF<sub>3</sub>, O—(CH<sub>2</sub>)<sub>2</sub>—O—CH<sub>3</sub>, 2'-O(CH<sub>2</sub>)<sub>2</sub>SCH<sub>3</sub>, O—(CH<sub>2</sub>)<sub>2</sub>—O—N(R<sub>m</sub>)(R<sub>n</sub>), or O—CH<sub>2</sub>-C(=O)—N(R<sub>m</sub>)(R<sub>n</sub>), where each R<sub>m</sub> and R<sub>n</sub> is, independently, H or substituted or unsubstituted C<sub>1</sub>-C<sub>10</sub> alkyl. In particular, the modified nucleosides suitable for use in the methods described in the first and second embodiments are: 2'-methoxyethoxy (“MOE” or “2'-MOE” or “2'-OCH<sub>2</sub>CH<sub>2</sub>OCH<sub>3</sub>), 2'-O-methyl (“2'-OMe” or 2'-O—CH<sub>3</sub>), or 2'-fluoro (2'-F).

In certain embodiments, modified nucleosides having a substituent group at the 2'-position selected from: O[(CH<sub>2</sub>)<sub>n</sub>O]<sub>m</sub>CH<sub>3</sub>, O(CH<sub>2</sub>)<sub>n</sub>NH<sub>2</sub>, O(CH<sub>2</sub>)<sub>n</sub>CH<sub>3</sub>, O(CH<sub>2</sub>)<sub>n</sub>ONH<sub>2</sub>,

$\text{OCH}_2\text{C}(=\text{O})\text{N}(\text{H})\text{CH}_3$ , and  $\text{O}(\text{CH}_2)_n\text{ON}[\text{CH}_2)_m\text{CH}_3]_2$ , where  $n$  and  $m$  are independently from 1 to about 10. Other 2'-sugar substituent groups include:  $\text{C}_1$  to  $\text{C}_{10}$  alkyl, substituted alkyl, alkenyl, alkynyl, alkaryl, aralkyl, O-alkaryl or O-aralkyl, SH,  $\text{SCH}_3$ , OCN, Cl, Br, CN,  $\text{CF}_3$ ,  $\text{OCF}_3$ ,  $\text{SOCH}_3$ ,  $\text{SO}_2\text{CH}_3$ ,  $\text{ONO}_2$ ,  $\text{NO}_2$ ,  $\text{N}_3$ ,  $\text{NH}_2$ , heterocyclyl, and aminoalkylamino.

In certain embodiments, modified nucleosides having a substituent group at oxygen atom at the 5'-position selected from acetyl (Ac); benzoyl (Bz); benzyl (Bn);  $\beta$ -methoxyethoxymethyl ether (MEM); dimethoxytrityl, [bis-(4-methoxyphenyl)phenylmethyl] (DMT); methoxymethyl ether (MOM); methoxytrityl [(4-methoxyphenyl)diphenylmethyl, MMT); *p*-methoxybenzyl ether (PMB); methylthiomethyl ether; pivaloyl (Piv); tetrahydropyranyl (THP); tetrahydrofuran (THF); trityl (triphenylmethyl, Tr); silyl ether (including, but not limited to, trimethylsilyl (TMS), tert-butyldimethylsilyl (TBDMS), tri-isopropylsilyloxymethyl (TOM), and triisopropylsilyl (TIPS) ethers); methyl ethers, ethoxyethyl ethers (EE), and 5'-*O*-( $\alpha$ -methyl-6-nitropiperonyloxycarbonyl) (MeNPOC). In a particular embodiment, the 5' position is -ODMT.

Examples of nucleosides having modified sugar moieties include without limitation nucleosides comprising 5'-vinyl, 5'-methyl, 5'-ODMT, 4'-S, 2'-F, 2'- $\text{OCH}_3$  and 2'- $\text{O}(\text{CH}_2)_2\text{OCH}_3$  substituent groups.

In certain embodiments, 2'-sugar substituent groups are in either the arabino (up) position or ribo (down) position. In certain such embodiments, a 2'-arabino modification is 2'-F arabino (FANA). Similar modifications can also be made at other positions on the sugar, particularly the 3' position of the sugar on a 3' terminal nucleoside or in 2'-5' linked oligonucleotides and the 5' position of 5' terminal nucleotide.

As used herein, the term "alkyl" refers to a fully saturated branched or unbranched hydrocarbon moiety. Preferably the alkyl comprises 1 to 20 carbon atoms, more preferably 1 to 16 carbon atoms, 1 to 10 carbon atoms, 1 to 6 carbon atoms, or 1 to 4 carbon atoms. In some embodiments, an alkyl comprises from 6 to 20 carbon atoms. Representative examples of alkyl include, but are not limited to, methyl, ethyl, *n*-propyl, iso-propyl, *n*-butyl, sec-butyl, iso-butyl, tert-butyl, *n*-pentyl, isopentyl, neopentyl, *n*-hexyl, 3-methylhexyl, 2,2-dimethylpentyl, 2,3-dimethylpentyl, *n*-heptyl, *n*-octyl, *n*-nonyl, or *n*-decyl.

"Alkenyl" refers to an unsaturated hydrocarbon group which may be linear or branched and has at least one carbon-carbon double bond. Alkenyl groups with 2-6 carbon atoms can be preferred. The alkenyl group may contain 1, 2 or 3 carbon-carbon double bonds, or more. Examples of alkenyl groups include ethenyl, *n*-propenyl, isopropenyl, *n*-but-2-enyl, *n*-hex-3-enyl and the like.



"Alkynyl" refers to an unsaturated hydrocarbon group which may be linear or branched and has at least one carbon-carbon triple bond. Alkynyl groups with 2-6 carbon atoms can be preferred. The alkynyl group may contain 1, 2 or 3 carbon-carbon triple bonds, or more. Examples of alkynyl groups include ethynyl, n-propynyl, n-but-2-ynyl, n-hex-3-ynyl and the like.

The term "aryl" refers to monocyclic, bicyclic or tricyclic aromatic hydrocarbon groups having from 6 to 14 carbon atoms in the ring portion. In one embodiment, the term aryl refers to monocyclic and bicyclic aromatic hydrocarbon groups having from 6 to 10 carbon atoms. Representative examples of aryl groups include phenyl, naphthyl, fluorenyl, and anthracenyl. The term "aryl" also refers to a bicyclic or tricyclic group in which at least one ring is aromatic and is fused to one or two non-aromatic hydrocarbon ring(s).

Nonlimiting examples include tetrahydronaphthalene, dihydronaphthalenyl and indanyl. An "arylalkyl" is a aryl group linked via an alkylene linker to the remainder of the molecule. An "alkaryl" is a alkyl group linked via an arylene linker to the remainder of the molecule.

As used herein, the term "heterocyclyl" refers to a saturated or unsaturated, monocyclic or bicyclic (e.g., bridged or spiro ring systems) ring system which has from 3- to 7-ring members, or in particular 3- to 6- ring members or 5- to 7- ring members, at least one of which is a heteroatom, and up to 4 (e.g., 1, 2, 3, or 4) of which may be heteroatoms, wherein the heteroatoms are independently selected from O, S and N, and wherein C can be oxidized (e.g., C(O)), N can be oxidized (e.g., N(O)) or quaternized, and S can be optionally oxidized to sulfoxide and sulfone. Unsaturated heterocyclic rings include heteroaryl rings. As used herein, the term "heteroaryl" refers to an aromatic 5 or 6 membered monocyclic ring system, having 1 to 4 heteroatoms independently selected from O, S and N, and wherein N can be oxidized (e.g., N(O)) or quaternized, and S can be optionally oxidized to sulfoxide and sulfone. In one embodiment, a heterocyclyl is a 3-to 7-membered saturated monocyclic or a 3-to 6-membered saturated monocyclic or a 5-to 7-membered saturated monocyclic ring. In one embodiment, a heterocyclyl is a 3-to 7-membered monocyclic or a 3-to 6-membered monocyclic or a 5-to 7-membered monocyclic ring. In another embodiment, a heterocyclyl is a 6 or 7-membered bicyclic ring. The heterocyclyl group can be attached at a heteroatom or a carbon atom.

"Bicyclic nucleoside" or "BNA" means a nucleoside wherein the sugar moiety of the nucleoside comprises a bridge connecting two carbon atoms of the sugar ring, thereby forming a bicyclic sugar moiety. Examples of BNAs include without limitation nucleosides comprising a bridge between the 4' and the 2' ribosyl ring atoms ("4'-2' bicyclic nucleoside"),

for example, a furanose ring comprising a bridge connecting two carbon atoms of the furanose ring to connect the 2' carbon atom and the 4' carbon atom of the sugar ring.

In certain embodiments, the target oligonucleotide includes one or more BNA nucleosides wherein the bridge comprises one of the formulas: 4'- $\beta$ -D-(CH<sub>2</sub>)—O-2' ( $\beta$ -D-LNA); 4'-(CH<sub>2</sub>)—S-2; 4'- $\alpha$ -L-(CH<sub>2</sub>)—O-2' ( $\alpha$ -L-LNA); 4'-(CH<sub>2</sub>)<sub>2</sub>—O-2' (ENA); 4'-C(CH<sub>3</sub>)<sub>2</sub>—O-2' (see PCT/US2008/068922); 4'-CH(CH<sub>3</sub>)—O-2' ("cEt") and 4'-C—H(CH<sub>2</sub>OCH<sub>3</sub>)—O-2' (see U.S. Pat. No. 7,399,845, issued on Jul. 15, 2008); 4'-CH<sub>2</sub>—N(OCH<sub>3</sub>)-2' (see PCT/US2008/064591); 4'-CH<sub>2</sub>—O—N(CH<sub>3</sub>)-2' (see published U.S. Patent Application US2004-0171570, published Sep. 2, 2004); 4'-CH<sub>2</sub>—N(R)—O-2' (see U.S. Pat. No. 7,427,672, issued on Sep. 23, 2008); 4'-CH<sub>2</sub>—C(CH<sub>3</sub>)-2' and 4'-CH<sub>2</sub>—C(=CH<sub>2</sub>)-2' (see PCT/US2008/066154); and wherein R is, independently, H, C<sub>1</sub>-C<sub>12</sub> alkyl, or a protecting group. In certain embodiments, the present invention provides modified nucleosides comprising modified sugar moieties that are not bicyclic sugar moieties.

"Sugar surrogate" means a structure other than a ribofuranose ring which is capable of substituting for the sugar of a nucleoside. Examples of sugar surrogates include, but are not limited to, 6-membered rings, sugars in which the oxygen is replaced with, for example, sulfur or nitrogen, to form, for example, morpholinos and 4'-thio-containing sugars.

In certain embodiments, the target oligonucleotide separated by the method as described in either the first or second embodiment is a phosphorothioate oligonucleotide having a sequence of (from 5' to 3')

TCACTTTCATAATGCTGG (SEQ ID NO: 1),

wherein each internucleoside linkage of the oligonucleotide is a phosphorothioate linkage, each nucleoside of the oligonucleotide is a 2'-methoxyethyl (MOE) nucleoside, and each cytosine is a 5'-methylcytosine. SEQ ID NO: 1 is also known as BIIB058, and is described in WO2007/002390, WO2010/148249, and US8,980,853, the teaching of each are herein incorporated by reference.

In certain embodiments, the target oligonucleotide separated by the method as described in either the first or second embodiment is a 5-10-5 MOE gapmer, having a sequence of (from 5' to 3')

CAGGATACATTTCTACAGCT (SEQ ID NO: 2),

wherein each of nucleosides 1-5 and 16-20 are 2'-O-methoxyethylribose modified nucleosides, and each of nucleosides 6- 15 are 2'-deoxynucleosides, wherein the internucleoside linkages between nucleosides 2 to 3, 4 to 5, 16 to 17, and 18 to 19 are phosphodiester linkages and the internucleoside linkages between nucleosides 1 to 2, 3 to 4, 5 to 6, 6 to 7, 7 to 8, 8 to 9, 9 to 10, 10 to 11, 11 to 12, 12 to 13, 13 to 14, 14 to 15, 15 to 16, 17 to 18, and 19 to 20 are phosphorothioate linkages, and wherein each cytosine is a 5'-methylcytosine. SEQ ID NO: 2 is described by the following chemical notation: mCes Ae o Ges Geo Aes Tds Ads mCds Ads Tds Tds Tds mCds Tds Ads mCeo Aes Geo mCes Te; wherein,

A = an adenine,

mC = a 5'-methylcytosine

G = a guanine,

T = a thymine,

e = a 2'-O-methoxyethylribose modified sugar,

d = a 2'-deoxyribose sugar,

s = a phosphorothioate internucleoside linkage, and

o = a phosphodiester internucleoside linkage.

SEQ ID NO: 2 is as known as BIIB067 or ISIS 666853 and is described in WO2015153800, the teachings of which are incorporated herein by reference.

The hydrophobic adsorbent (*i.e.*, “hydrophobic resin”) is any material to which the target oligonucleotide will bind such that it can be separated from the product-related impurities in the method as described in the first and second embodiments. For example, the hydrophobic adsorbent include hydrophilic carbohydrates: cross-linked agarose and synthetic copolymer materials. In particular, the hydrophobic adsorbent comprises either phenyl, butyl or hexyl. For example, Hexyl650C is a suitable hydrophobic adsorbent. Furthermore, the hydrophobic adsorbent is packed at a bed height of at least 15 cm, for example at least 20 cm, at least 25 cm, or at least 30 cm; or from about 15 cm to about 30 cm; from about 15 cm to 20 cm, from about 20 to about 25 cm, or about 25 cm to about 30 cm.

The “dynamic loading capacity” is defined as the amount of product (*e.g.*, oligonucleotide product) that will bind to a chromatography resin under typical flow conditions and is determined under specific flow conditions and the loading salt concentration, among other loading factors known to one of skill in the art. It is calculated based on the amount that can be loaded before product levels are measured in the flow through (referred to as the “breakthrough point”). In particular, the material to be separated

is applied to the resin in a flowing fashion (as opposed to static done in a batch mode) at a particular flow rate, for example, about 100 to about 250 cm/hr, and in particular, 200 cm/hr. One of skill in the art would know how to select both the salt concentration based on the product's solubility in that salt and the flow rate based on the bead size, bed height and other variables such that the inlet pressure is not exceeded to achieve a particular dynamic loading ratio.

For example, if the capacity of a hydrophobic adsorbent for the oligonucleotide mixture is 50 mg/mL (dynamic), application of 50 mg/mL of the mixture would be at 100 % dynamic loading capacity. Similarly, for a 50 mg/mL hydrophobic adsorbent, application of 25 mg/mL of the mixture would be at 50 % dynamic loading capacity. For the method as described in the first embodiment, the dynamic loading capacity is about 32 % to about 78 %, for example, about 32 % to about 45%, about 40% to about 50%, about 45 % to about 55%, about 50% to about 60%, about 55 % to about 65 %, about 60 to about 70%, about 65% to about 78%, or about 32% to about 50 %, about 40 to about 75%, or about 50% to about 78%. For the method as described in the second embodiment, the dynamic loading capacity is about 40 % to about 100 %, for example, about 40 % to about 50%, about 50% to about 60%, about 60 % to about 70%, about 70% to about 80%, about 80 % to about 90 %, about 90 to about 100%, about 40% to about 75%, or about 40% to about 60 %, or about 40% to about 80%. For the method as described in both the first and second embodiments, the dynamic loading capacity is about 40 % to about 78 %, for example, about 40 % to about 45%, about 45% to about 50%, about 50 % to about 55%, about 55% to about 60%, about 60 % to about 65 %, about 65 to about 70%, about 70% to about 75%, or about 40% to about 50 %, about 40 to about 75%, or about 50% to about 78%.

In a third embodiment, the method is as described for either the first or second embodiment, and salt is added to the mixture as aqueous salt solution or the salt is dissolved directly into the mixture. In particular, the salt includes any cation of  $\text{NH}_4^+$ ,  $\text{K}^+$  or  $\text{Na}^+$  and any anion comprised of  $\text{F}^-$ ,  $[\text{SO}_4]^{-2}$ ,  $[\text{HPO}_4]^{-2}$ , acetate or  $\text{Cl}^-$  or combinations thereof. Specifically, the salt is ammonium sulfate.

In a fourth embodiment, the method is as described for any of the first, second, or third embodiments, wherein the flow rate of the wash step is slower than the loading flow rate. In particular, the flow rate of the loading step is from about 150 cm/hr to about 250 cm/hr and the flow rate of the wash step is from about 50 cm/hr to about 150 cm/hr, for example, the flow rate of the loading step is from about 175 cm/hr to about 225 cm/hr and the flow rate of the wash step is from about 75 cm/hr to about 125 cm/hr. In particular, the flow

rate of the loading step is from about 200 cm/hr and the flow rate of the wash step is from about 100 cm/hr.

In a fifth embodiment, the method is as described for any of the first, second, third, or fourth embodiments, the eluting solution is selected from water, an aqueous salt solution, ethylene glycol, or propylene glycol or mixtures thereof. In particular, the salt includes any cation of  $\text{NH}_4^+$ ,  $\text{K}^+$  or  $\text{Na}^+$  and any anion comprised of  $\text{F}^-$ ,  $[\text{SO}_4]^{-2}$ ,  $[\text{HPO}_4]^{-2}$ , acetate or  $\text{Cl}^-$  or combinations thereof. Specifically, the salt is ammonium sulfate.

In a sixth embodiment, the method is as described for any of the first, second, third, fourth, or fifth embodiments, wherein the elution collection is delayed such that it does not include the first 2-25%, the first 2-10%, the first 2-8%, the first 4-6%, the first 5-10% or the first 10 – 25% of the product elution peak. In a more specific embodiment, the collection is delayed such that it does not include the first 5% of the product elution peak. In particular, the eluent is collected in fractions and the fraction size is adjusted to separate the target oligonucleotide from the product-related impurities in separate fractions. The fraction size can be readily determined by a skilled person in the art, depending partly on the difference in elution time between the oligonucleotide and the product-related impurity, the amount of the crude product containing the target oligonucleotide and the product-related impurities to be separated, etc.

Also in the sixth embodiment, the method is as described for any of the first, second, third, fourth, or fifth embodiments, wherein the elution collection does not include the first and the last 2-25% of the product elution peak. More specifically, the elution collection does not include the first and the last 2-10%, the first and the last 2-8%, the first and the last 4-6%, the first and the last 5-10 % or the first and the last 10-25 % of the product elution peak. In another specific embodiment, the elution collection does not include the first and the last 5% of the product elution peak.

In one embodiment, the wash solution is kept constant during the wash step, known as isocratic wash mode. Alternatively, the washing solution is varied during the wash step, known as gradient wash mode. In gradient wash, the wash solution can be varied from high ionic strength or polarity to low ionic strength or polarity. The decrease in polarity or ionic strength can be achieved by decreasing the salt concentration of the aqueous solution or increasing the volume ratio of the more polar solvent, *e.g.*, water, or other polar solvents, *e.g.*, ethylene or propylene glycol to the higher salt solution. Alternatively, the wash solution can be varied from low polarity or high ionic strength to high polarity or low ionic strength. In

another alternative, a gradient wash step can be followed by an isocratic wash step, or *vice versa*.

In one embodiment, the eluting solution is kept constant during the elution, known as isocratic elution mode. Alternatively, the eluting solution is varied during elution, known as gradient elution mode. In gradient elution, the eluting solution can be varied from high ionic strength or low polarity to low ionic strength or high polarity. The increase in polarity or decrease in ionic strength can be achieved by decreasing the salt concentration of the aqueous solution or increasing the volume ratio of the more polar solvent, *e.g.*, water, or other polar solvent, *e.g.*, ethylene or propylene glycol to the higher salt solution. Alternatively, the elution solution can be varied from low polarity or high ionic strength to high polarity or low ionic strength. In another alternative, a gradient elution can be followed by an isocratic elution, or *vice versa*.

In one embodiment, the method of the present invention described herein can also remove EEI and/or LEI. In another embodiment, the method of the present invention described herein can remove at least one product-related impurities selected from a shortmer impurity, a N+1 impurity, an ABasic impurity, a CNEt impurity, and a P=O impurity. In another embodiment, the method of the present invention described herein can remove a N-1 impurity, a P=O impurity and at least one product-related impurities selected from a shortmer impurity other than the N-1 impurity, a N+1 impurity, an ABasic impurity, and a CNEt impurity. In another embodiment, the method of the present invention described herein can remove a N-1 impurity, a P=O impurity, a shortmer impurity other than the N-1 impurity, a N+1 impurity, an ABasic impurity, and a CNEt impurity.

“Separating a target oligonucleotide from a mixture containing the target oligonucleotide and a product-related impurity” or “removing a product-related impurity” means removing at least 15%, for example, 20%, 25%, 30%, 35%, 40%, 45%, 50%, 55%, or 60%, of one or more of the product-related impurities described herein, for example the N-1 impurity, the P=O impurity, the ABasic impurity, the CNEt impurity or the N+1 impurity from the mixture.

## EXEMPLIFICATION

### Example 1 Removal of the N-1 or P=O impurity

#### *Materials:*

Column: 6.84mL Phenyl Sepharose Fast Flow High Sub

Bed Height: 20 cm

Product Dilution buffer: 850mM ammonium sulfate, 50mM tris, pH 8.5

Equilibration buffer: 800mM ammonium sulfate, 50mM tris, pH 8.5

Crude product loading: 765 mM ammonium sulfate, 50mM tris, pH 8.5

Wash buffer: 440mM ammonium sulfate, 50mM tris, pH 8.5

Elution buffer: 40mM ammonium sulfate, 50mM tris, pH 8.5

Strip: deionized water

Cleaning in place: 1N sodium hydroxide

Storage: 0.1N sodium hydroxide

UV monitor: 295nm

*Method:*

-Sample Preparation: The sample (SEQ ID NO: 2) was diluted 10 fold with dilution buffer (final ammonium sulfate concentration is 765mM)

-Cycle method: The column was equilibrated with 4 column volumes (CVs) of 800mM ammonium sulfate, 50mM tris, pH 8.5 at 200 cm/hr. The sample was loaded at a rate of 200cm/hr at three different dynamic loading capacities:

For run 1: loaded at a dynamic loading capacity of 8.8%.

For run 2: loaded at a dynamic loading capacity of 47%.

For run 3: loaded at a dynamic loading capacity of 100%.

The column was washed with 7 CVs of 440mM ammonium sulfate, 50mM tris, pH 8.5 at 100cm/hr. The column was eluted with 6CVs of 40mM ammonium sulfate, 50mM tris, pH 8.5 at 200cm/hr. The column was stripped with 2 CVs of deionized water at 200cm/hr. The column was cleaned with 3 CVs of 1N sodium hydroxide at 200cm/hr and stored in 3 CVs of 0.1N sodium hydroxide at 200cm/hr.

*Results:*

The relative amount of removal of n-1 and P=O impurities are provided below in Tables 1 and 2, respectively.

**Table 1- Removal of N-1 impurity**

Impurity	Starting % Level in Crude	Amount in HIC Eluate at low loading (4 mg/mL) run 1	Amount in HIC Eluate at medium load (21 mg/mL) run 2	Amount in HIC Eluate at high load (45 mg/mL) run 3
N-1	3.2	3.2	<b>2.6</b>	4.4

**Table 2- Removal of the P=O impurity**

Impurity	Starting % Level in Crude	Amount in HIC Eluate at low load (4 mg/mL) run 1	Amount in HIC Eluate at medium load (21 mg/mL) run 2
P=O	2.6	3.9	<b>2.1</b>

Based upon the results described in Tables 1 and 2, use of the appropriate dynamic loading capacity is necessary to remove the n-1 and P=O impurities.

### **Example 2 Relationship between Dynamic Loading Capacity and P=O impurity removal**

Evaluation of the effect of the dynamic loading capacity on the removal of the P=O product-related impurity was completed using Design of Experiment (DesignExpert™ v9) software. The statistical design type was a central composite. The study type was response surface. 50 runs were performed with a Phenyl Sepharose column of 20 cm bed height and a 45 mg/mL dynamic binding capacity. The wash buffer was 440mM ammonium sulfate, and the elution buffer was 40 mM ammonium sulfate. Seven and six column volumes of wash and elution buffer were used, respectively. SEQ ID NO: 2 was used as the oligonucleotide, using the same conditions as described above in Example 1.

The results of the analysis demonstrate that for the P=O impurity there is an improvement in the removal of the P=O impurity when a loading capacity of 42%-100% (i.e., 19 mg/mL- 45 mg/mL on the chart in FIG. 1).



### **Example 3 Relationship between Dynamic Loading Capacity and N-1 impurity removal**

Evaluation of the effect of the dynamic loading capacity on the removal of the N-1 product-related impurity is shown in FIG 2. Five runs are plotted in FIG. 2 and correspond to a loading capacity of 9, 24, 47, 69 and 100% of a 45 mg/mL hydrophobic adsorbent. The percentage of N-1 reduction was calculated from the starting N-1 levels in the crude. The analysis concluded that load ratio is the only factor that is significant in N-1 reduction. Therefore, other variable are insignificant to N-1 reduction according to the statistical analysis.

#### *Materials:*

Column: 6.84mL Phenyl Sepharose Fast Flow High Sub (Ge Healthcare Life Sciences, P/C: 17-0973-05)

Bed Height: 20 cm

Product Dilution buffer: 850mM ammonium sulfate, 50mM tris, pH 8.5

Equilibration buffer: 800mM ammonium sulfate, 50mM tris, pH 8.5

Crude product loading: 765 mM ammonium sulfate, 50mM tris, pH 8.5

Wash buffers: 440mM ammonium sulfate, 50mM Tris, pH 8.5

400mM ammonium sulfate, 50mM Tris, pH 8.5

Elution buffer: 40mM ammonium sulfate, 50mM Tris, pH 8.5

10mM ammonium sulfate, 50mM Tris, pH 8.5

Strip: deionized water

Cleaning in place: 1N sodium hydroxide

Storage: 0.1N sodium hydroxide

UV monitor: 295nm

#### *Method:*

-Sample Preparation: The sample (SEQ ID NO: 2) was diluted 10 fold with dilution buffer (final ammonium sulfate concentration is 765mM).

-Cycle method: The column was equilibrated with 4 column volumes (CVs) of 800mM ammonium sulfate, 50mM tris, pH 8.5 at 200 cm/hr. The sample was loaded at a rate of 200cm/hr. at five different loading ratios seen in Table 3.

**Table 3- DoE Variables for N-1 reduction based on amount load runs**

Amount Loaded (%)	Wash Buffer (mM Ammonium Sulfate, 50mM Tris, pH 8.5)	Wash CV	Elution Buffer (mM Ammonium Sulfate, 50mM Tris, pH 8.5)	Elution CV
9	440	7	40	6
24	400	10	10	10
47	440	7	40	6
69	400	4	10	2
100	440	7	40	6

The column was washed at 100cm/hr with the specified wash buffer and CVs in Table 3. The column was eluted at 200cm/hr with the specified elution buffer and CVs in Table 3. The column was stripped with 2 CVs of deionized water at 200cm/hr. The column was cleaned with 3 CVs of 1N sodium hydroxide at 200cm/hr. and stored in 3 CVs of 0.1N sodium hydroxide at 200cm/hr.

As shown in FIG. 2, there is an improvement in the removal of the N-1 impurity when a loading capacity of 40% to 78%.

#### **Example 4. Removal of the ABasic, CNEt or N+1 impurity**

##### *Materials:*

Column: 81 mL packed with Phenyl Sepharose Fast Flow High Sub

Bed Height: 15 cm; Bed Diameter: 2.6 cm

Product Dilution buffer: 575mM ammonium sulfate, 50mM tris, pH 8.5

Equilibration buffer: 500mM ammonium sulfate, 50mM tris, pH 8.5

Crude product loading: 500 mM ammonium sulfate, 50mM tris, pH 8.5

Wash buffer: 250mM ammonium sulfate, 50mM tris, pH 8.5

Elution buffer: 10mM ammonium sulfate, 50mM tris, pH 8.5

Strip: water

Cleaning in place: 1N sodium hydroxide

Storage: 0.1N sodium hydroxide

UV monitor: 295nm

*Method:*

-Sample Preparation: The crude sample (SEQ ID NO: 1) was diluted 7.7 fold with product dilution buffer (final ammonium sulfate concentration is 500mM)

-Chromatography column method: The column was equilibrated with 5 column volumes (CVs) of 500mM ammonium sulfate, 50mM tris, pH 8.5 at 150 cm/hr. The diluted crude sample was loaded at a flow rate of 150cm/hr at a dynamic loading capacity of 47% (26.5 mg product/mL resin).

The column was washed with 7 CVs of 250mM ammonium sulfate, 50mM tris, pH 8.5 at 75cm/hr. The column was eluted with 9CVs of 10mM ammonium sulfate, 50mM tris, pH 8.5 at 150cm/hr and the peak was collected. The column was stripped with 3 CVs of deionized water at 150cm/hr. The column was cleaned with 3 CVs of 1N sodium hydroxide at 150cm/hr and stored in 3 CVs of 0.1N sodium hydroxide at 150cm/hr.

*Results:*

The relative amount of removal of ABasic, CNEt and N+1 impurities relative to amount in the crude are provided below in Tables 4, 5 and 6, respectively.

**Table 4- Removal of ABasic impurity**

Impurity	Starting % Level in Crude	% Level in HIC Eluate
ABasic	0.34	<b>0.19</b>

**Table 5- Removal of the CNEt impurity**

Impurity	Starting % Level in Crude	% Level in HIC Eluate
N+1	0.31	<b>0.20</b>

**Table 6- Removal of the N+1 impurity**

Impurity	Starting % Level in Crude	% Level in HIC Eluate
N+1	1.25	<b>0.20</b>

Based upon the results described in Tables 4, 5 and 6, loading the HIC column in the center of its dynamic binding capacity allows for removal of the ABasic, CNEt and N+ 1 impurities.

## CLAIMS

**What is claimed is:**

1. A method for separating a target oligonucleotide from a mixture containing the target oligonucleotide and a product-related impurity, the method comprising the steps of:
  - a) adding salt to the mixture;
  - b) contacting the diluted mixture with a hydrophobic adsorbent at a dynamic loading capacity of about 32 to about 78 % of the capacity of the hydrophobic adsorbent;
  - c) washing the hydrophobic adsorbent with an aqueous salt solution;
  - d) eluting the target oligonucleotide with a eluting solution; and
  - e) collecting the eluent comprising the target oligonucleotide;wherein the product-related impurity includes at least one n-1 impurity, thereby separating the target oligonucleotide from the product-related impurity.
2. A method for separating a target oligonucleotide from a mixture containing the target thiolated oligonucleotide and a product-related impurity, the method comprising the steps of:
  - a) adding salt to the mixture;
  - b) contacting the diluted mixture with a hydrophobic adsorbent at a dynamic loading capacity of about 40 to about 100 % of the capacity of the hydrophobic adsorbent;
  - c) washing the hydrophobic adsorbent with an aqueous salt solution;
  - d) eluting the target oligonucleotide with a eluting solution; and
  - e) collecting the eluent comprising the target oligonucleotide;wherein the product-related impurity includes at least one P=O impurity, thereby separating the target oligonucleotide from the product-related impurity.
3. The method of claim 1 or 2, wherein the salt is added to the mixture as aqueous salt solution or the salt is dissolved directly into the mixture.
4. The method of any one of the previous claims, wherein the flow rate of the wash step is slower than the loading flow rate.

5. The method of any one of the previous claims, wherein the eluting solution is selected from water, an aqueous salt solution, ethylene glycol, or propylene glycol or mixtures thereof.
6. The method of any one of the previous claims, wherein the elution collection is delayed such that it does not include the first 1 – 25% of the product elution peak
7. The method of any one of the previous claims, wherein the elution collection is delayed such that it does not include the first 10 – 25% of the product elution peak.
8. The method of any one of claims 1-6, wherein the elution collection is delayed such that it does not include the first 5-10 % of the product elution peak.
9. The method of any one of claims 1-8, wherein the elution collection does not include the last 1-25% of the product elution peak.
10. The method of claim 9, wherein the elution collection does not include the last 5-10% of the product elution peak.
11. The method of claim 9, wherein the elution collection does not include the last 10-25% of the product elution peak.
12. The method of any of the previous claims, wherein the hydrophobic adsorbent is packed at a bed height of at least 15 cm.
13. The method any one of the previous claims, wherein the salt includes any cation of  $\text{NH}_4^+$ ,  $\text{K}^+$  or  $\text{Na}^+$  and any anion comprised of  $\text{F}^-$ ,  $[\text{SO}_4]^{-2}$ ,  $[\text{HPO}_4]^{-2}$ , acetate or  $\text{Cl}^-$  or combinations thereof.
14. The method any one of the previous claims, wherein the salt is ammonium sulfate.
15. The method any one of the previous claims, wherein the hydrophobic adsorbent comprises phenyl, butyl or hexyl.
16. The method any one of the previous claims, wherein the target oligonucleotide comprises 15 to 25 nucleotides.
17. The method any one of the previous claims, wherein the target oligonucleotide comprises nucleobases independently selected from the group consisting of adenine,

- guanine, thymine (5-methyl uracil), cytosine, hypoxanthine, xanthine, 7-methyl guanine, 5,6-dihydrouracil, 5-methylcytosine, 7-deaza purine and 5-hydroxymethylcytosine.
18. The method any one of the previous claims, wherein the target oligonucleotide comprises nucleobases independently selected from the group consisting of adenine, guanine, thymine (5-methyl uracil), and 5-methylcytosine.
  19. The method any one of the previous claims, wherein the target oligonucleotide comprises sugar that is optionally substituted; two non-geminal ring atoms are bridged to form a bicyclic nucleic acid (BNA); or a ring oxygen atom of the sugar is replaced with S, N(R), or C(R<sub>1</sub>)(R)<sub>2</sub>, wherein R is H or C1-C12 alkyl and combinations of these.
  20. The method of claim 19, wherein the sugar is substituted at the 2' position with O[(CH<sub>2</sub>)<sub>n</sub>O]<sub>m</sub>CH<sub>3</sub>, O(CH<sub>2</sub>)<sub>n</sub>NH<sub>2</sub>, O(CH<sub>2</sub>)<sub>n</sub>CH<sub>3</sub>, O(CH<sub>2</sub>)<sub>n</sub>ONH<sub>2</sub>, OCH<sub>2</sub>C(=O)N(H)CH<sub>3</sub>, and O(CH<sub>2</sub>)<sub>n</sub>ON[CH<sub>2</sub>)<sub>n</sub>CH<sub>3</sub>]<sub>2</sub>, where n and m are independently from 1 to about 10.
  21. The method of claim 19, wherein the sugar is substituted at the 2' with O(CH<sub>2</sub>)<sub>2</sub>OCH<sub>3</sub>.
  22. The method any one of the previous claims, wherein the target oligonucleotide comprises RNA only, DNA only, or a combination of RNA and DNA.
  23. The method any one of the previous claims, wherein the target oligonucleotide is a gapmer.
  24. The method of any one of the previous claims, wherein the target oligonucleotide includes phosphodiester (P=O), phosphorothioates (P=S), or a combination thereof.
  25. The method any one of the previous claims, wherein the sequence of the target oligonucleotide is (SEQ ID NO: 1).
  26. The method any one of the previous claims, wherein the sequence of the target oligonucleotide is (SEQ ID NO: 2).

27. The method any one of the previous claims, wherein the target oligonucleotide comprises 4,4'-dimethoxytrityl (DMT).
28. The method of any one of claims 1-27, wherein the target oligonucleotide does not comprise 4,4'-dimethoxytrityl (DMT).
29. The method of claim 1, wherein the product related impurity further includes at least one P=O impurity.
30. The method of claim 2, wherein the product related impurity further includes at least one n-1 impurity.
31. The method of any one of claims 1-30, wherein the product related impurity further includes at least one ABasic impurity.
32. The method of any one of claims 1-31, wherein the product related impurity further includes at least one CNEt impurity.
33. The method of any one of claims 1-32, wherein the product related impurity further includes at least one N+1 impurity.



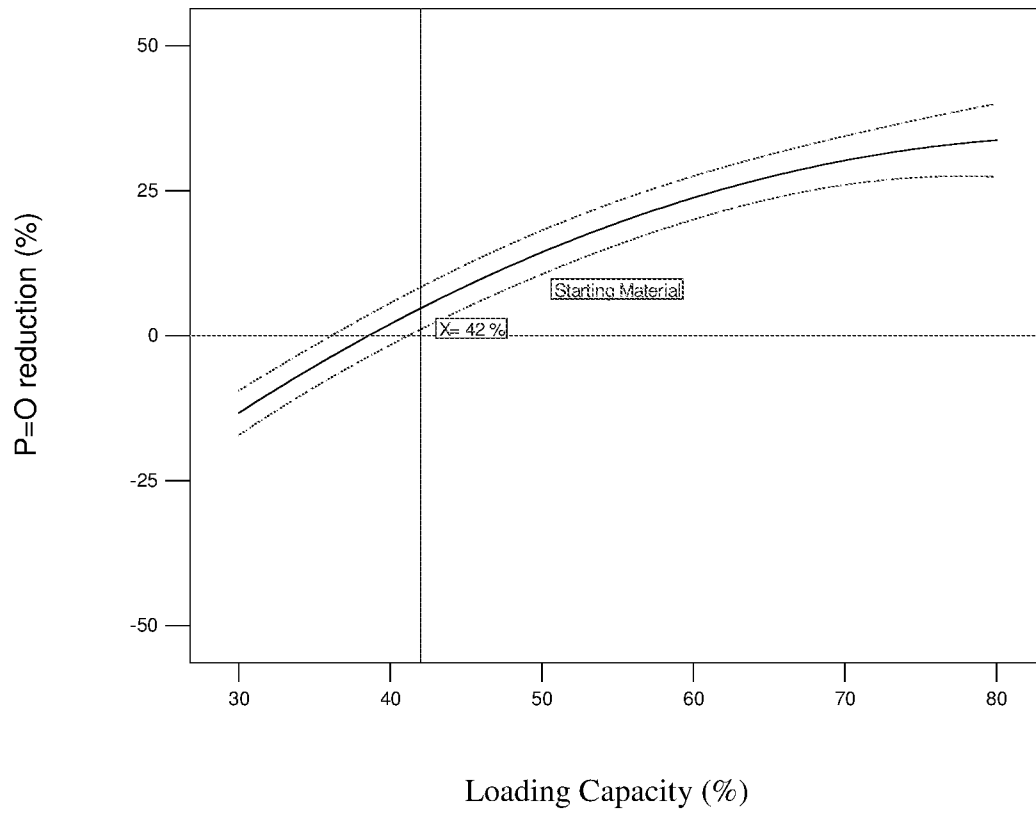


FIG. 1

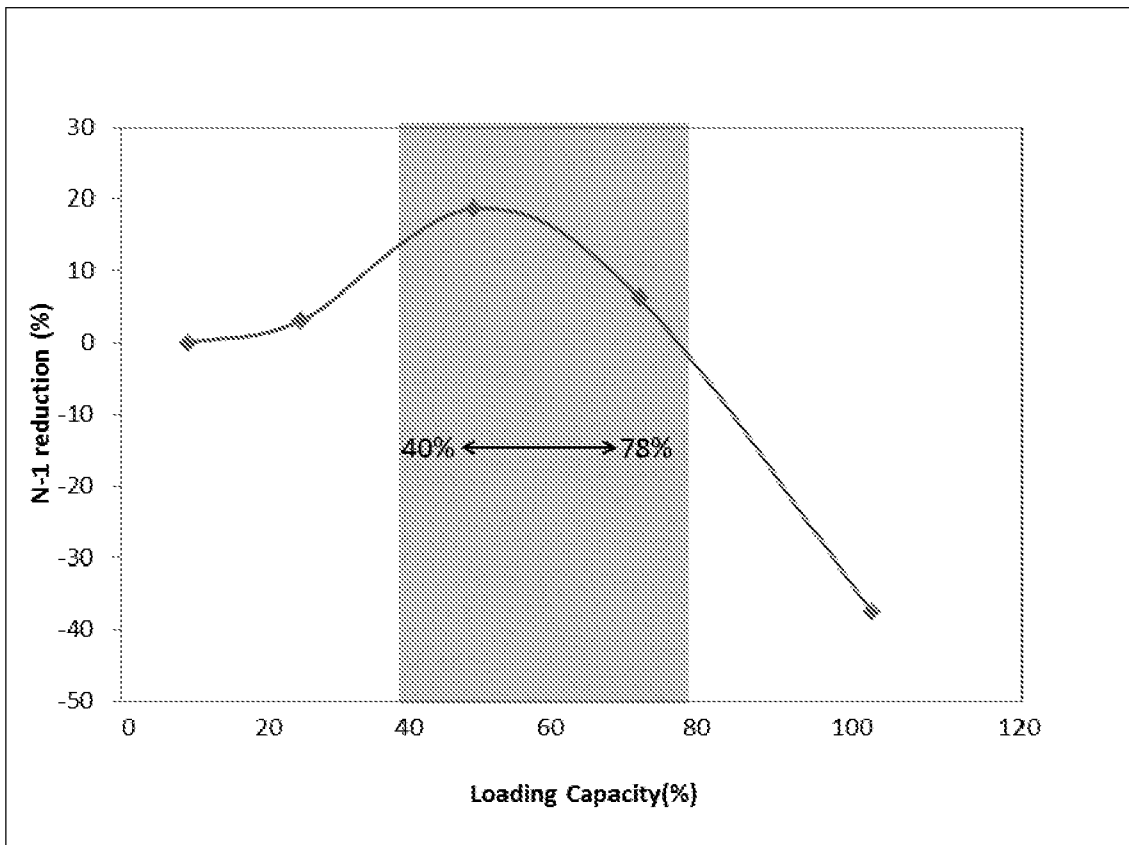


FIG. 2

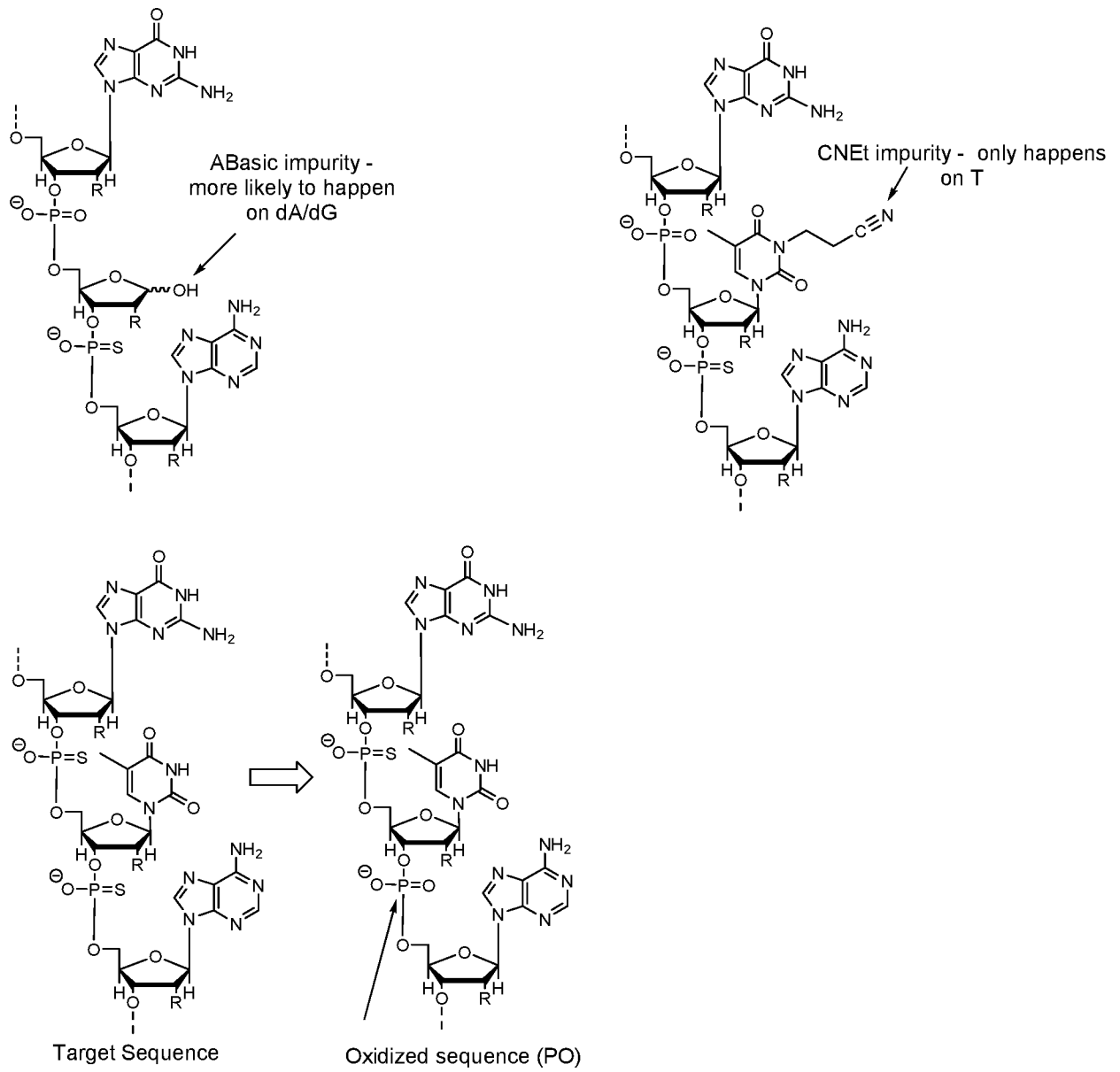


FIG. 3

INTERNATIONAL SEARCH REPORT

International application No  
PCT/US2017/037126

A. CLASSIFICATION OF SUBJECT MATTER  
INV. C07H1/00  
ADD.  
According to International Patent Classification (IPC) or to both national classification and IPC

B. FIELDS SEARCHED  
Minimum documentation searched (classification system followed by classification symbols)  
C07H  
Documentation searched other than minimum documentation to the extent that such documents are included in the fields searched

Electronic data base consulted during the international search (name of data base and, where practicable, search terms used)  
EPO-Internal, WPI Data, EMBASE

C. DOCUMENTS CONSIDERED TO BE RELEVANT		
Category*	Citation of document, with indication, where appropriate, of the relevant passages	Relevant to claim No.
A	US 6 087 491 A (TANG JIN-YAN [US] ET AL) 11 July 2000 (2000-07-11) abstract; claims column 11, lines 1-15 column 12, lines 37-64 -----	1-33
X	WO 96/01268 A1 (HYBRIDON INC [US]; PUMA PATRICIA [US]; DUFFEY DAN [US]; DAWIDCZYK PAUL) 18 January 1996 (1996-01-18) abstract; claims 9-23 page 7, lines 18-25 page 7, line 30 - page 8, line 17 pages 16-19; examples 3-5 -----	1-33
A	WO 2004/020449 A1 (QUIATECH AB [SE]; KWIATKOWSKI MAREK [SE]) 11 March 2004 (2004-03-11) abstract; claims -----	1-33
	-/--	

Further documents are listed in the continuation of Box C.

See patent family annex.

\* Special categories of cited documents :

- "A" document defining the general state of the art which is not considered to be of particular relevance
- "E" earlier application or patent but published on or after the international filing date
- "L" document which may throw doubts on priority claim(s) or which is cited to establish the publication date of another citation or other special reason (as specified)
- "O" document referring to an oral disclosure, use, exhibition or other means
- "P" document published prior to the international filing date but later than the priority date claimed

"T" later document published after the international filing date or priority date and not in conflict with the application but cited to understand the principle or theory underlying the invention

"X" document of particular relevance; the claimed invention cannot be considered novel or cannot be considered to involve an inventive step when the document is taken alone

"Y" document of particular relevance; the claimed invention cannot be considered to involve an inventive step when the document is combined with one or more other such documents, such combination being obvious to a person skilled in the art

"&" document member of the same patent family

Date of the actual completion of the international search  16 October 2017	Date of mailing of the international search report  23/10/2017
Name and mailing address of the ISA/ European Patent Office, P.B. 5818 Patentlaan 2 NL - 2280 HV Rijswijk Tel. (+31-70) 340-2040, Fax: (+31-70) 340-3016	Authorized officer  Gohlke, Pascale

# INTERNATIONAL SEARCH REPORT

International application No.

PCT/US2017/037126

## Box No. I Nucleotide and/or amino acid sequence(s) (Continuation of item 1.c of the first sheet)

1. With regard to any nucleotide and/or amino acid sequence disclosed in the international application, the international search was carried out on the basis of a sequence listing:
  - a.  forming part of the international application as filed:
    - in the form of an Annex C/ST.25 text file.
    - on paper or in the form of an image file.
  - b.  furnished together with the international application under PCT Rule 13ter.1(a) for the purposes of international search only in the form of an Annex C/ST.25 text file.
  - c.  furnished subsequent to the international filing date for the purposes of international search only:
    - in the form of an Annex C/ST.25 text file (Rule 13ter.1(a)).
    - on paper or in the form of an image file (Rule 13ter.1(b) and Administrative Instructions, Section 713).
2.  In addition, in the case that more than one version or copy of a sequence listing has been filed or furnished, the required statements that the information in the subsequent or additional copies is identical to that forming part of the application as filed or does not go beyond the application as filed, as appropriate, were furnished.
3. Additional comments:

## INTERNATIONAL SEARCH REPORT

International application No  
PCT/US2017/037126

C(Continuation). DOCUMENTS CONSIDERED TO BE RELEVANT		
Category*	Citation of document, with indication, where appropriate, of the relevant passages	Relevant to claim No.
A	WO 98/47910 A1 (NEXSTAR PHARMACEUTICALS INC [US]; PIEKEN WOLFGANG [US]; MCGEE DANNY [U] 29 October 1998 (1998-10-29) page 6, lines 22-31 -----	1-33
A	RAMAGE R ET AL: "4-(17-tetrabenzo[a,c,g,i]fluorenylmethyl)-41',4''-Dimethoxytrityl Chloride: A hydrophobic 5'-protecting group for the separation of synthetic oligonucleotides", TETRAHEDRON LETTERS, ELSEVIER, AMSTERDAM, NL, vol. 34, no. 44, 29 October 1993 (1993-10-29), pages 7133-7136, XP026637308, ISSN: 0040-4039, DOI: 10.1016/S0040-4039(00)61618-0 [retrieved on 1993-10-29] the whole document -----	1-33

# INTERNATIONAL SEARCH REPORT

Information on patent family members

International application No PCT/US2017/037126
---

Patent document cited in search report	Publication date	Patent family member(s)	Publication date	
US 6087491	A	11-07-2000	US 6087491 A US 6310198 B1	11-07-2000 30-10-2001
-----				
WO 9601268	A1	18-01-1996	AU 2952395 A CA 2194350 A1 EP 0765334 A1 JP H10505577 A WO 9601268 A1	25-01-1996 18-01-1996 02-04-1997 02-06-1998 18-01-1996
-----				
WO 2004020449	A1	11-03-2004	AU 2003258924 A1 CA 2494150 A1 CN 1678618 A EP 1546166 A1 JP 2006501250 A US 2004044195 A1 WO 2004020449 A1	19-03-2004 11-03-2004 05-10-2005 29-06-2005 12-01-2006 04-03-2004 11-03-2004
-----				
WO 9847910	A1	29-10-1998	AU 7152098 A CA 2286320 A1 EP 0979233 A1 JP 2001520660 A WO 9847910 A1	13-11-1998 29-10-1998 16-02-2000 30-10-2001 29-10-1998
-----				