



US00D789843S

(12) **United States Design Patent**  
**Hellwig et al.**

(10) **Patent No.:** **US D789,843 S**

(45) **Date of Patent:** **\*\* Jun. 20, 2017**

(54) **RADIATOR GRILL FOR A VEHICLE**

(71) Applicant: **Daimler AG**, Stuttgart (DE)

(72) Inventors: **Volker Hellwig**, Stuttgart (DE);  
**Jean-Francois Huet**, Auenwald (DE);  
**Gorden Wagener**, Gaeufelden (DE);  
**Robert Lesnik**, Leonberg (DE)

(73) Assignee: **Daimler AG**, Stuttgart (DE)

(\*\*) Term: **15 Years**

(21) Appl. No.: **29/555,974**

(22) Filed: **Feb. 26, 2016**

(51) **LOC (10) Cl.** ..... **12-16**

(52) **U.S. Cl.**  
USPC ..... **D12/163**

(58) **Field of Classification Search**  
USPC .... D12/163, 196, 86, 90-92, 171, 169, 216;  
180/68.1, 68.6; 293/193.11  
CPC ..... B62D 25/08; B62B 9/16; B60K 11/08;  
B60R 19/52  
See application file for complete search history.

(56) **References Cited**

U.S. PATENT DOCUMENTS

D664,070 S	7/2012	Futschik et al.	
D664,078 S	7/2012	Futschik et al.	
D664,478 S	7/2012	Futschik et al.	
D686,544 S	7/2013	Futschik et al.	
D748,539 S *	2/2016	Futschik	D12/163

D754,036 S *	4/2016	Futschik	D12/163
D761,159 S *	7/2016	Lesnik	D12/92
D773,346 S *	12/2016	Frei	D12/163
D780,068 S *	2/2017	Whitla	D12/92
D781,184 S *	3/2017	Thole	D12/92

\* cited by examiner

*Primary Examiner* — Melody N. Brown  
(74) *Attorney, Agent, or Firm* — Crowell & Moring LLP

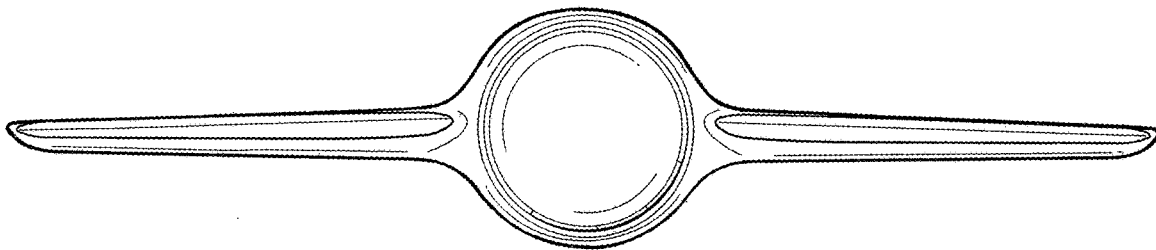
(57) **CLAIM**

The ornamental design for a radiator grill for a vehicle, as shown and described.

**DESCRIPTION**

This application contains subject matter related to the following co-pending U.S. design patent applications:  
Application Ser. No. 29/555,970, filed herewith and entitled "Vehicle, Toy, and/or Replicas Thereof";  
Application Ser. No. 29/555,971, filed herewith and entitled "Front Portion of a Vehicle, Toy, and/or Replicas Thereof"; and  
Application Ser. No. 29/555,973, filed herewith and entitled "Radiator Grill for a Vehicle".  
FIG. 1 is a right, front perspective view of a radiator grill for a vehicle according to the design, the left, front perspective view being mirror symmetrical;  
FIG. 2 is a front view thereof;  
FIG. 3 is a right side view thereof, the left side view being mirror symmetrical;  
FIG. 4 is a top view thereof; and,  
FIG. 5 is a bottom view thereof.

**1 Claim, 4 Drawing Sheets**



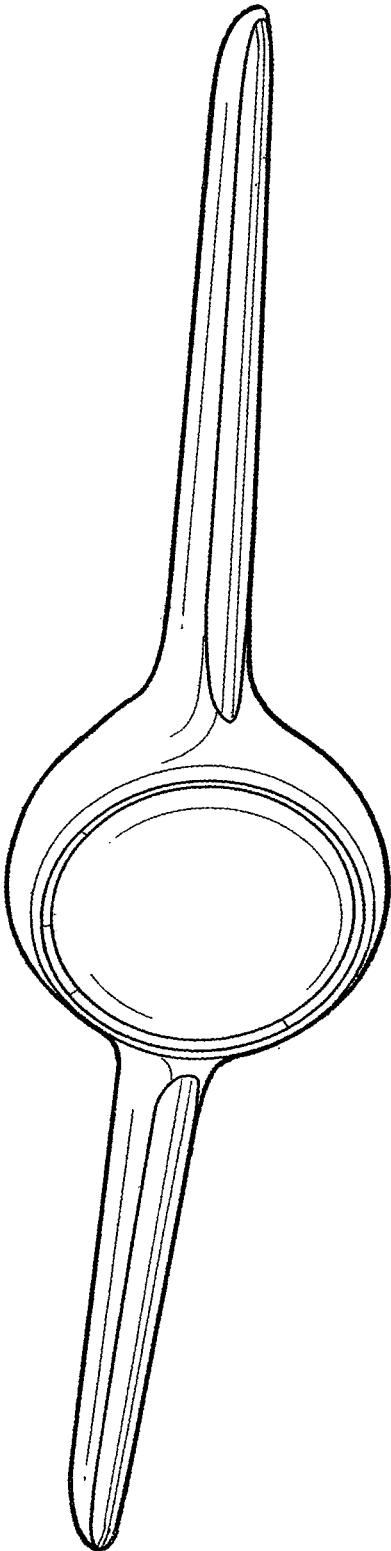


FIG. 1

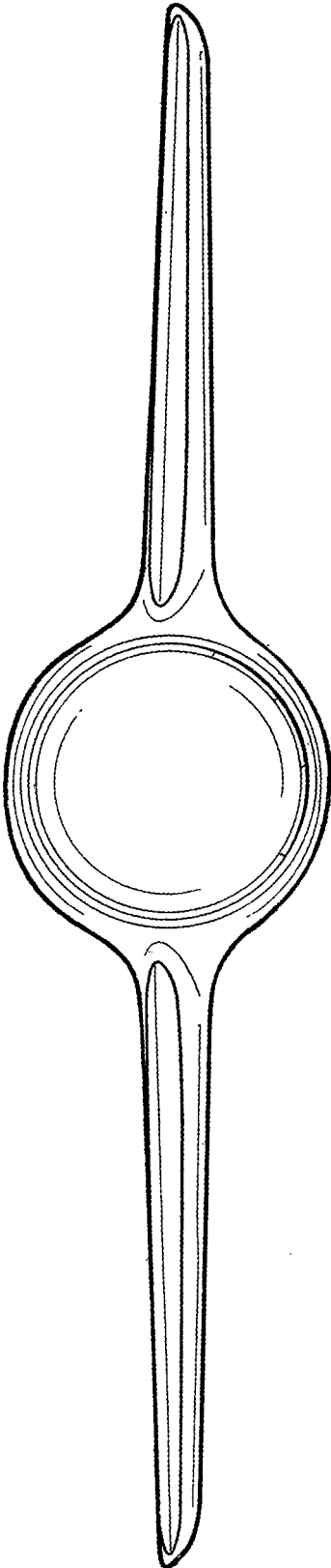


FIG. 2

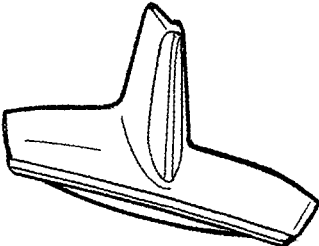


FIG. 3

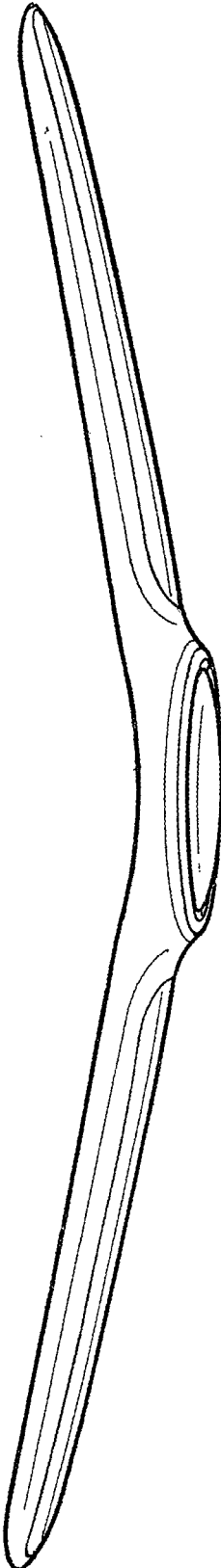


FIG. 4

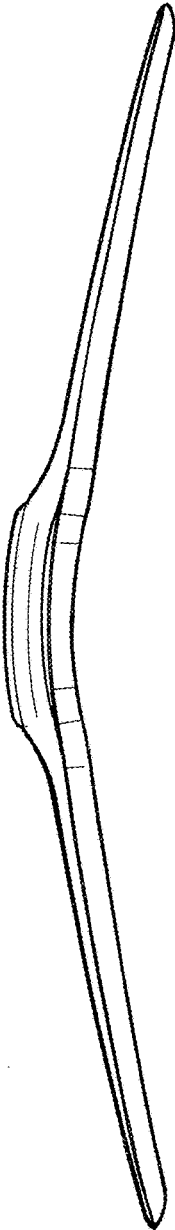


FIG. 5