

(19) World Intellectual Property  
Organization  
International Bureau



(43) International Publication Date  
7 April 2005 (07.04.2005)

PCT

(10) International Publication Number  
**WO 2005/030792 A2**

(51) International Patent Classification<sup>7</sup>: **C07K**

(21) International Application Number:  
PCT/US2004/030433

(22) International Filing Date:  
17 September 2004 (17.09.2004)

(25) Filing Language: English

(26) Publication Language: English

(30) Priority Data:  
60/505,123 23 September 2003 (23.09.2003) US

(71) Applicant (for all designated States except US): **MERCK & CO., INC.** [US/US]; 126 East Lincoln Avenue, Rahway, NJ 07065-0907 (US).

(72) Inventors; and

(75) Inventors/Applicants (for US only): **DINSMORE, Christopher, J.** [US/US]; 126 East Lincoln Avenue, Rahway, NJ 07065-0907 (US). **BERGMAN, Jeffrey, M.** [US/US]; 126 East Lincoln Avenue, Rahway, NJ 07065-0907 (US).

(74) Common Representative: **MERCK & CO., INC.**; 126 East Lincoln Avenue, Rahway, NJ 07065-0907 (US).

(81) Designated States (unless otherwise indicated, for every kind of national protection available): AE, AG, AL, AM, AT, AU, AZ, BA, BB, BG, BR, BW, BY, BZ, CA, CH, CN, CO, CR, CU, CZ, DE, DK, DM, DZ, EC, EE, EG, ES, FI, GB, GD, GE, GH, GM, HR, HU, ID, IL, IN, IS, JP, KE, KG, KP, KR, KZ, LC, LK, LR, LS, LT, LU, LV, MA, MD, MG, MK, MN, MW, MX, MZ, NA, NI, NO, NZ, OM, PG, PH, PL, PT, RO, RU, SC, SD, SE, SG, SK, SL, SY, TJ, TM, TN, TR, TT, TZ, UA, UG, US, UZ, VC, VN, YU, ZA, ZM, ZW.

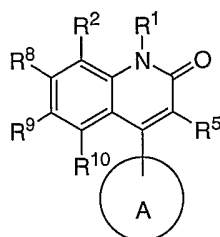
(84) Designated States (unless otherwise indicated, for every kind of regional protection available): ARIPO (BW, GH, GM, KE, LS, MW, MZ, NA, SD, SL, SZ, TZ, UG, ZM, ZW), Eurasian (AM, AZ, BY, KG, KZ, MD, RU, TJ, TM), European (AT, BE, BG, CH, CY, CZ, DE, DK, EE, ES, FI, FR, GB, GR, HU, IE, IT, LU, MC, NL, PL, PT, RO, SE, SI, SK, TR), OAPI (BF, BJ, CF, CG, CI, CM, GA, GN, GQ, GW, ML, MR, NE, SN, TD, TG).

**Published:**

— without international search report and to be republished upon receipt of that report

For two-letter codes and other abbreviations, refer to the "Guidance Notes on Codes and Abbreviations" appearing at the beginning of each regular issue of the PCT Gazette.

(54) Title: QUINOLINE POTASSIUM CHANNEL INHIBITORS



(I)

(57) Abstract: The present invention relates to compounds having the structure (I) useful as potassium channel inhibitors to treat cardiac arrhythmias, and the like.



WO 2005/030792 A2

TITLE OF THE INVENTION  
QUINOLINE POTASSIUM CHANNEL INHIBITORS

BACKGROUND OF THE INVENTION

5           The present invention relates broadly to compounds that are useful as potassium channel inhibitors. Compounds in this class may be useful as Kv1.5 antagonists for treating and preventing cardiac arrhythmias, and the like, and as Kv1.3 inhibitors for treatment of immunosuppression, autoimmune diseases, and the like.

10           Voltage gated potassium channels (Kv) are multimeric membrane proteins composed of four  $\alpha$  subunits and are often associated with accessory  $\beta$  subunits. Kv channels are typically closed at resting membrane potentials, but open upon membrane depolarization. They are involved in the repolarization of the action potential and thus in the electrical excitability of nerve and muscle fibers. The Kv1 class of potassium channels is comprised of at least seven family members, named Kv1.1, Kv1.3, Kv1.5, etc. Functional voltage-gated  $K^+$  channels may  
15 exist either as homo-oligomers composed of identical subunits, or hetero-oligomers of different subunit composition. This phenomenon is thought to account for the wide diversity of  $K^+$  channels. However, subunit compositions of native  $K^+$  channels and the physiologic role that particular channels play are, in most cases, still unclear.

20           The Kv1.3 voltage-gated potassium channel is found in neurons, blood cells, osteoclasts and T-lymphocytes. Membrane depolarization by Kv1.3 inhibition has been shown to be an effective method to prevent T-cell proliferation and therefore has applications in many autoimmune conditions. Inhibition of  $K^+$  channels in the plasma membrane of human T-lymphocytes has been postulated to play a role in eliciting immunosuppressive responses by regulating intracellular  $Ca^{++}$  homeostasis, which has been found to be important in T-cell  
25 activation. Blockade of the Kv1.3 channel has been proposed as a novel mechanism for eliciting an immunosuppressant response (Chandy *et al.*, *J. Exp. Med.* 160: 369, 1984; Decoursey *et al.*, *Nature*, 307: 465, 1984). However, the  $K^+$  channel blockers employed in these early studies were non-selective. In later studies, Margatoxin, which blocks only Kv1.3 in T-cells, was shown to exhibit immunosuppressant activity in both *in vitro* and *in vivo* models. (Lin *et al.*, *J. Exp.*  
30 *Med.*, 177: 637, 1993). The therapeutic utility of this compound, however, is limited by its potent toxicity. Recently, a class of compounds has been reported that may be an attractive alternative to the above-mentioned drugs (U.S. Patent Nos. 5,670,504; 5,631,282; 5,696,156; 5,679,705; and 5,696,156). While addressing some of the activity/toxicity problems of previous drugs, these compounds tend to be of large molecular weight and are generally produced by synthetic  
35 manipulation of a natural product, isolation of which is cumbersome and labor intensive.

Atrial fibrillation (AF) is the most common sustained cardiac arrhythmia in clinical practice and is likely to increase in prevalence with the aging of the population. Conservative estimates indicate that AF affects >2 million Americans, represents over 5% of all admissions for cardiovascular diseases and leads to a 3- to 5-fold increase in the risk of stroke (Kannel et al, *Am. J. Cardiol.*, 82:2N-9 N, 1998). While AF is rarely fatal, it can impair cardiac function and lead to complications such as the development of congestive heart failure, thromboembolism, or ventricular fibrillation.

Reentrant excitation (reentry) has been shown to be a prominent mechanism underlying supraventricular arrhythmias in man (Nattel, S., *Nature*, 415:219-226, 2002). Reentrant excitation requires a critical balance between slow conduction velocity and sufficiently brief refractory periods to allow for the initiation and maintenance of multiple reentry circuits to coexist simultaneously and sustain AF. Increasing myocardial refractoriness by prolonging action potential duration (APD) prevents and/or terminates reentrant arrhythmias. Action potential duration is determined by the contributions of the repolarizing potassium currents  $I_{Kr}$ ,  $I_{Ks}$ , and  $I_{Kur}$ , and the transient outward current,  $I_{to}$ . Blockers of any one of these currents would therefore be expected to increase the APD and produce antiarrhythmic effects.

Currently available antiarrhythmic agents have been developed for the treatment of ventricular and atrial/supraventricular arrhythmias. Malignant ventricular arrhythmias are immediately life-threatening and require emergency care. Drug therapy for ventricular arrhythmia includes Class Ia (eg. procainamide, quinidine), Class Ic (eg. flecainide, propafenone), and Class III (amiodarone) agents, which pose significant risks of proarrhythmia. These Class I and III drugs have been shown to convert AF to sinus rhythm and to prevent recurrence of AF (Mounsey, JP, DiMarco, JP, *Circulation*, 102:2665-2670), but pose an unacceptable risk of potentially lethal ventricular proarrhythmia and thus may increase mortality (Pratt, CM, Moye, LA, *Am J. Cardiol.*, 65:20B-29B, 1990; Waldo et al, *Lancet*, 348:7-12, 1996; Torp-Pedersen et al, *Expert Opin. Invest. Drugs*, 9:2695-2704, 2000). These observations demonstrate a clear unmet medical need to develop safer and more efficacious drugs for the treatment of atrial arrhythmias.

Class III antiarrhythmic agents cause a selective prolongation of the APD without significant depression of cardiac conduction or contractile function. The only selective Class III drug approved for clinical use in atrial fibrillation is dofetilide, which mediates its antiarrhythmic effects by blocking  $I_{Kr}$ , the rapidly activating component of  $I_K$  found in both atrium and ventricle in humans (Mounsey, JP, DiMarco, JP, *Circulation*, 102:2665-2670). Since  $I_{Kr}$  blockers increase APD and refractoriness both in atria and ventricle without affecting conduction per se, theoretically they represent potentially useful agents for the treatment of arrhythmias like

AF (Torp-Pedersen, et al, *Expert Opin. Invest. Drugs*, 9:2695-2704, 2000). However, these agents have the major liability of an enhanced risk of proarrhythmia at slow heart rates. For example, torsades de points has been observed when these compounds are utilized (Roden, D.M. "Current Status of Class III Antiarrhythmic Drug Therapy", *Am J. Cardiol.*, 72:44B-49B, 1993).

5 This exaggerated effect at slow heart rates has been termed "reverse frequency-dependence", and is in contrast to frequency-independent or forward frequency-dependent actions (Hondegheem, L.M. "Development of Class III Antiarrhythmic Agents". *J. Cardiovasc. Cardiol.*, 20 (Suppl. 2):S17-S22). Amiodarone has been shown to possess interesting Class III properties (Singh B.N., Vaughan Williams E.M. "A Third Class Of Anti-Arrhythmic Action: Effects On Atrial  
10 And Ventricular Intracellular Potentials And Other Pharmacological Actions On Cardiac Muscle, of MJ 1999 and AH 3747" *Br. J. Pharmacol.*, 39:675-689, 1970; Singh B.N., Vaughan Williams E. M., "The Effect Of Amiodarone, A New Anti-Anginal Drug, On Cardiac Muscle", *Br. J. Pharmacol.*, 39:657-667, 1970), although it is not a selective Class III agent because it effects multiple ion channels; additionally, its use is severely limited due to its side effect profile  
15 (Nademanee, K. "The Amiodarone Odyssey". *J. Am. Coll. Cardiol.*, 20:1063-1065, 1992; Fuster et al, *Circulation*, 104:2118-2150, 2001; Brill, A. *Curr. Opin. Pharmacol.* 2:154-159, 2002). Thus, currently available agents such as amiodarone and Class III drugs confer a significant risk of adverse effects including the development of potentially lethal ventricular proarrhythmia.

20 The ultrarapid delayed rectifier  $K^+$  current,  $I_{Kur}$ , has been observed specifically in human atrium and not in ventricle. The molecular correlate of  $I_{Kur}$  in the human atrium is the potassium channel designated Kv1.5. Kv1.5 mRNA (Bertaso, Sharpe, Hendry, and James, *Basic Res. Cardiol.*, 97:424-433, 2002) and protein (Mays, Foose, Philipson, and Tamkun, *J. Clin. Invest.*, 96:282-292, 1995) has been detected in human atrial tissue. In intact human atrial  
25 myocytes, an ultra-rapidly activating delayed rectifier  $K^+$  current ( $I_{Kur}$ ), also known as the sustained outward current,  $I_{sus}$  or  $I_{so}$ , has been identified and this current has properties and kinetics identical to those expressed by the human  $K^+$  channel clone (hKv1.5, HK2) [Wang, Fermini and Nattel, *Circ. Res.*, 73:1061-1076, 1993; Fedida et al., *Circ. Res.* 73:210-216, 1993; Snyders, Tamkun and Bennett, *J. Gen. Physiol.*, 101:513-543, 1993] and a similar clone from rat  
30 brain (Swanson *et al.*, *Neuron*, 4:929-939, 1990). Furthermore, because of its rapidity of activation and limited slow inactivation,  $I_{Kur}$  is believed to contribute significantly to repolarization in human atrium. Consequently, a specific blocker of  $I_{Kur}$ , that is a compound which blocks Kv1.5, would overcome the shortcoming of other compounds by prolonging refractoriness through retardation of the repolarization in the human atrium without causing the  
35 delays in ventricular repolarization that underlie arrhythmogenic afterdepolarizations and

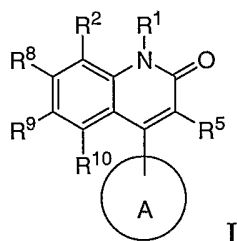
acquired long QT syndrome observed during treatment with current Class III drugs. Kv1.5 blockers exhibiting these properties have been described (Peukert et al, *J. Med. Chem.*, 46:486-498, 2003; Knobloch et al, *Naunyn-Schmedieberg's Arch. Pharmacol.* 366:482-287, 2002; Merck & Co., Inc. WO0224655, 2002).

5                   The compounds described in this invention represent a novel structural class of Kv1.5 antagonist.

#### SUMMARY OF THE INVENTION

This invention relates to potassium channel inhibitors of general structural

10   Formula I

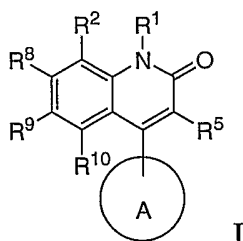


The compounds of this invention are useful in the treatment and prevention of cardiac arrhythmias, and the like. Also within the scope of this invention are pharmaceutical formulations comprising a compound of Formula I and a pharmaceutical carrier.

15

#### DETAILED DESCRIPTION OF THE DISCLOSURE

The invention is a compound of formula I



or a pharmaceutically acceptable salt thereof, wherein

20   A is

a) an aryl ring, wherein any stable aryl ring atom is independently unsubstituted or substituted with

- 1) halogen,
- 2) NO<sub>2</sub>,

- 3) CN,  
 4)  $\text{CR}^{46}=\text{C}(\text{R}^{47}\text{R}^{48})_2$ ,  
 5)  $\text{C}\equiv\text{C R}^{46}$ ,  
 6)  $(\text{CR}^i\text{R}^j)_r\text{OR}^{46}$ ,  
 5 7)  $(\text{CR}^i\text{R}^j)_r\text{N}(\text{R}^{46}\text{R}^{47})$ ,  
 8)  $(\text{CR}^i\text{R}^j)_r\text{C}(\text{O})\text{R}^{46}$ ,  
 9)  $(\text{CR}^i\text{R}^j)_r\text{C}(\text{O})\text{OR}^{46}$ ,  
 10)  $(\text{CR}^i\text{R}^j)_r\text{R}^{46}$ ,  
 11)  $(\text{CR}^i\text{R}^j)_r\text{S}(\text{O})_{0-2}\text{R}^{61}$ ,  
 10 12)  $(\text{CR}^i\text{R}^j)_r\text{S}(\text{O})_{0-2}\text{N}(\text{R}^{46}\text{R}^{47})$ ,  
 13)  $\text{OS}(\text{O})_{0-2}\text{R}^{61}$ ,  
 14)  $\text{N}(\text{R}^{46})\text{C}(\text{O})\text{R}^{47}$ ,  
 15)  $\text{N}(\text{R}^{46})\text{S}(\text{O})_{0-2}\text{R}^{61}$ ,  
 16)  $(\text{CR}^i\text{R}^j)_r\text{N}(\text{R}^{46})\text{R}^{61}$ ,  
 15 17)  $(\text{CR}^i\text{R}^j)_r\text{N}(\text{R}^{46})\text{R}^{61}\text{OR}^{47}$ ,  
 18)  $(\text{CR}^i\text{R}^j)_r\text{N}(\text{R}^{46})(\text{CR}^k\text{R}^l)_s\text{C}(\text{O})\text{N}(\text{R}^{47}\text{R}^{48})$ ,  
 19)  $\text{N}(\text{R}^{46})(\text{CR}^i\text{R}^j)_r\text{R}^{61}$ ,  
 20)  $\text{N}(\text{R}^{46})(\text{CR}^i\text{R}^j)_r\text{N}(\text{R}^{47}\text{R}^{48})$ ,  
 21)  $(\text{CR}^i\text{R}^j)_r\text{C}(\text{O})\text{N}(\text{R}^{47}\text{R}^{48})$ , or  
 20 22) oxo, or

b) a heteroaryl ring selected from the group consisting of

- a 5-membered unsaturated monocyclic ring with 1, 2, 3 or 4 heteroatom ring atoms  
 selected from the group consisting of N, O or S,  
 a 6-membered unsaturated monocyclic ring with 1, 2, 3 or 4 heteroatom ring atoms  
 25 selected from the group consisting of N, O and S, and  
 a 9- or 10-membered unsaturated bicyclic ring with 1, 2, 3 or 4 heteroatom ring atoms  
 selected from the group consisting of N, O or S;

wherein any stable S heteroaryl ring atom is unsubstituted or mono- or di-substituted with  
 30 oxo, and any stable C or N heteroaryl ring atom is independently unsubstituted or  
 substituted with

- 1) halogen,  
 2)  $\text{NO}_2$ ,  
 3) CN,  
 35 4)  $\text{CR}^{46}=\text{C}(\text{R}^{47}\text{R}^{48})_2$ ,

- 5)  $C\equiv CR^{46}$ ,  
 6)  $(CR^iR^j)_rOR^{46}$ ,  
 7)  $(CR^iR^j)_rN(R^{46}R^{47})$ ,  
 8)  $(CR^iR^j)_rC(O)R^{46}$ ,  
 9)  $(CR^iR^j)_rC(O)OR^{46}$ ,  
 10)  $(CR^iR^j)_rR^{46}$ ,  
 11)  $(CR^iR^j)_rS(O)_{0-2}R^{61}$ ,  
 12)  $(CR^iR^j)_rS(O)_{0-2}N(R^{46}R^{47})$ ,  
 13)  $OS(O)_{0-2}R^{61}$ ,  
 14)  $N(R^{46})C(O)R^{47}$ ,  
 15)  $N(R^{46})S(O)_xR^{61}$ ,  
 16)  $(CR^iR^j)_rN(R^{46})R^{61}$ ,  
 17)  $(CR^iR^j)_rN(R^{46})R^{61}OR^{47}$ ,  
 18)  $(CR^iR^j)_rN(R^{46})(CR^kR^l)_sC(O)N(R^{47}R^{48})$ ,  
 19)  $N(R^{46})(CR^iR^j)_rR^{61}$ ,  
 20)  $N(R^{46})(CR^iR^j)_rN(R^{47}R^{48})$ ,  
 21)  $(CR^iR^j)_rC(O)N(R^{47}R^{48})$ , or  
 22) oxo;


$R^1$  is selected from the group consisting of

- 20) 1) hydrogen,  
 2)  $(CR^aR^b)_nR^{40}$   
 3)  $(CR^aR^b)_nOR^{40}$ ,  
 4)  $(CR^aR^b)_nN(R^{40}R^{41})$ ,  
 5)  $(CR^aR^b)_nN(R^{40})C(O)OR^{41}$ ,  
 25) 6)  $(CR^aR^b)_nN(R^{40})(CR^cR^d)_2N(R^{41})C(O)R^{49}$ ,  
 7)  $C_{2-6}$  alkenyl,  
 8)  $C_{3-8}$  cycloalkyl,  
 9)  $(CR^aR^b)_nC(O)OR^{40}$ ,  
 10)  $(CR^aR^b)_nN(R^{40})(CR^cR^d)_{1-3}R^{41}$ ,  
 30) 11)  $(CR^aR^b)_nS(O)_{0-2}R^6$ ,  
 12)  $(CR^aR^b)_nS(O)_{0-2}N(R^{40}R^{41})$ ,  
 13)  $(CR^aR^b)_nN(R^{40})R^6OR^{41}$ , and  
 14)  $(CR^aR^b)_nN(R^{40})(CR^cR^d)_{0-6}C(O)N(R^{41}R^{42})$ ;

R<sup>2</sup>, R<sup>8</sup>, R<sup>9</sup> and R<sup>10</sup> are independently selected from:

- 1) hydrogen,
- 2) halogen,
- 3) NO<sub>2</sub>,
- 5 4) CN,
- 5) CR<sup>43</sup>=C(R<sup>44</sup>R<sup>45</sup>),
- 6) C≡CR<sup>43</sup>,
- 7) (CR<sup>eRf</sup>)<sub>p</sub>OR<sup>43</sup>,
- 8) (CR<sup>eRf</sup>)<sub>p</sub>N(R<sup>43</sup>R<sup>44</sup>),
- 10 9) (CR<sup>eRf</sup>)<sub>p</sub>C(O)R<sup>43</sup>,
- 10) (CR<sup>eRf</sup>)<sub>p</sub>C(O)OR<sup>43</sup>,
- 11) (CR<sup>eRf</sup>)<sub>p</sub>R<sup>43</sup>,
- 12) (CR<sup>eRf</sup>)<sub>p</sub>S(O)<sub>0-2</sub>R<sup>60</sup>,
- 13) (CR<sup>eRf</sup>)<sub>p</sub>S(O)<sub>0-2</sub>N(R<sup>43</sup>R<sup>44</sup>),
- 15 14) OS(O)<sub>0-2</sub>R<sup>60</sup>,
- 15) N(R<sup>43</sup>)C(O)R<sup>44</sup>,
- 16) N(R<sup>43</sup>)S(O)<sub>0-2</sub>R<sup>60</sup>,
- 17) (CR<sup>eRf</sup>)<sub>p</sub>N(R<sup>43</sup>)R<sup>60</sup>,
- 18) (CR<sup>eRf</sup>)<sub>p</sub>N(R<sup>43</sup>)R<sup>60</sup>OR<sup>44</sup>,
- 20 19) (CR<sup>eRf</sup>)<sub>p</sub>N(R<sup>43</sup>)(CR<sup>gRh</sup>)<sub>q</sub>C(O)N(R<sup>44</sup>R<sup>45</sup>),
- 20) N(R<sup>43</sup>)(CR<sup>eRf</sup>)<sub>p</sub>R<sup>60</sup>,
- 21) N(R<sup>43</sup>)(CR<sup>eRf</sup>)<sub>p</sub>N(R<sup>44</sup>R<sup>45</sup>), and
- 22) (CR<sup>eRf</sup>)<sub>p</sub>C(O)N(R<sup>43</sup>R<sup>44</sup>),

or R<sup>2</sup> and R<sup>8</sup> are independently as defined above, and R<sup>9</sup> and R<sup>10</sup>, together with the atoms to which they are attached, form the ring



R<sup>a</sup>, R<sup>b</sup>, R<sup>c</sup>, R<sup>d</sup>, R<sup>e</sup>, R<sup>f</sup>, R<sup>g</sup>, R<sup>h</sup>, R<sup>i</sup>, R<sup>j</sup>, R<sup>k</sup>, and R<sup>l</sup> are independently selected from the group consisting of:

- 1) hydrogen,
- 30 2) C<sub>1</sub>-C<sub>6</sub> alkyl,
- 3) halogen,
- 4) aryl,
- 5) R<sup>80</sup>,



6) C<sub>3</sub>-C<sub>10</sub> cycloalkyl, and

7) OR<sup>4</sup>,

said alkyl, aryl, and cycloalkyl being unsubstituted, monosubstituted with R<sup>7</sup>, disubstituted with R<sup>7</sup>, disubstituted with R<sup>7</sup> and R<sup>15</sup>, trisubstituted with R<sup>7</sup>, R<sup>15</sup> and R<sup>16</sup>, or tetrasubstituted with

5 R<sup>7</sup>, R<sup>15</sup>, R<sup>16</sup> and R<sup>17</sup>;

R<sup>4</sup>, R<sup>40</sup>, R<sup>41</sup>, R<sup>42</sup>, R<sup>43</sup>, R<sup>44</sup>, R<sup>45</sup>, R<sup>46</sup>, R<sup>47</sup>, R<sup>48</sup>, R<sup>49</sup>, R<sup>51</sup>, and R<sup>52</sup> are independently selected from:

1) hydrogen,

2) C<sub>1</sub>-C<sub>6</sub> alkyl,

10 3) C<sub>3</sub>-C<sub>10</sub> cycloalkyl,

4) aryl,

5) R<sup>81</sup>,

6) CF<sub>3</sub>,

7) C<sub>2</sub>-C<sub>6</sub> alkenyl, and

15 8) C<sub>2</sub>-C<sub>6</sub> alkynyl,

said alkyl, aryl, and cycloalkyl is unsubstituted, mono-substituted with R<sup>18</sup>, di-substituted with R<sup>18</sup> and R<sup>19</sup>, tri-substituted with R<sup>18</sup>, R<sup>19</sup> and R<sup>20</sup>, or tetra-substituted with R<sup>18</sup>, R<sup>19</sup>, R<sup>20</sup> and R<sup>21</sup>;

R<sup>6</sup>, R<sup>60</sup>, R<sup>61</sup> and R<sup>63</sup> are independently selected from:

20 1) C<sub>1</sub>-C<sub>6</sub> alkyl,

2) aryl,

3) R<sup>83</sup>, and

4) C<sub>3</sub>-C<sub>10</sub> cycloalkyl;

25 said alkyl, aryl, and cycloalkyl is unsubstituted, mono-substituted with R<sup>26</sup>, di-substituted with R<sup>26</sup> and R<sup>27</sup>, tri-substituted with R<sup>26</sup>, R<sup>27</sup> and R<sup>28</sup>, or tetra-substituted with R<sup>26</sup>, R<sup>27</sup>, R<sup>28</sup> and R<sup>29</sup>;

R<sup>7</sup>, R<sup>15</sup>, R<sup>16</sup>, R<sup>17</sup>, R<sup>18</sup>, R<sup>19</sup>, R<sup>20</sup>, R<sup>21</sup>, R<sup>26</sup>, R<sup>27</sup>, R<sup>28</sup>, and R<sup>29</sup> are independently selected from:

1) C<sub>1</sub>-C<sub>6</sub> alkyl,

30 2) halogen,

3) OR<sup>51</sup>,

4) CF<sub>3</sub>,

5) aryl,

6) C<sub>3</sub>-C<sub>10</sub> cycloalkyl,

35 7) R<sup>84</sup>,

- 8) S(O)<sub>0-2</sub>N(R<sup>51</sup>R<sup>52</sup>),  
9) C(O)OR<sup>51</sup>,  
10) C(O)R<sup>51</sup>,  
11) CN,  
5 12) C(O)N(R<sup>51</sup>R<sup>52</sup>),  
13) N(R<sup>51</sup>)C(O)R<sup>52</sup>,  
14) S(O)<sub>0-2</sub>R<sup>63</sup>,  
15) NO<sub>2</sub>, and  
16) N(R<sup>51</sup>R<sup>52</sup>);
- 10 R<sup>80</sup>, R<sup>81</sup>, R<sup>83</sup> and R<sup>84</sup> are independently selected from a group of unsubstituted or substituted heterocyclic rings consisting of a 4-6 membered unsaturated or saturated monocyclic ring with 1, 2, 3 or 4 heteroatom ring atoms selected from the group consisting N, O and S, and a 9- or 10-membered unsaturated or saturated bicyclic ring with 1, 2, 3 or 4 heteroatom ring atoms selected from the group consisting or N, O or S;
- 15 R<sup>5</sup> is selected from the group consisting of  
1) C<sub>1-6</sub>alkylene-C(O)R<sup>11</sup>,  
2) C<sub>1-6</sub>alkylene-C(O)R<sup>13</sup>,  
3) C(O)R<sup>11</sup>,  
4) C(O)R<sup>13</sup>,  
20 5) C(O)OR<sup>11</sup>,  
6) C(O)OR<sup>13</sup>,  
7) C(O)N(R<sup>11</sup>R<sup>11</sup>),  
8) C(O)N(R<sup>13</sup>R<sup>13</sup>),  
9) C(O)N(R<sup>11</sup>R<sup>13</sup>),  
25 10) CN,  
11) NHC(O)R<sup>11</sup>,  
12) NHC(O)CF<sub>3</sub>, and  
13) NHC(O)C<sub>2-6</sub>alkyl;
- R<sup>11</sup> is selected from the group consisting of  
30 1) aryl, and  
2) an unsubstituted or substituted heterocyclic ring consisting of a 4-6 membered unsaturated or saturated monocyclic ring with 1, 2, 3 or 4 heteroatom ring atoms selected from the group consisting N, O and S, and a 9- or 10-membered

unsaturated or saturated bicyclic ring with 1, 2, 3 or 4 heteroatom ring atoms selected from the group consisting of N, O or S; and

R<sup>13</sup> is selected from the group consisting of

- 1) C<sub>1-6</sub>alkyl,
- 2) C<sub>1-6</sub>alkyloxy,
- 3) C<sub>1-6</sub>alkenyl,
- 4) C<sub>1-6</sub>alkynyl, and
- 5) CF<sub>3</sub>;

n, p, q, r, and s are independently 0, 1, 2, 3, 4, 5 or 6.

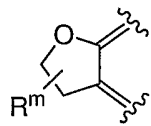
In a class of compounds of the invention, or pharmaceutically acceptable salts thereof,

A is an aryl ring selected from phenyl, unsubstituted or substituted as in Claim 1, or a heteroaryl ring, unsubstituted or substituted as in Claim 1, selected from the group consisting of pyridine, pyrimidine, pyrazine, pyridazine, indole, pyrrolopyridine, benzimidazole, benzoxazole, benzothiazole, and benzoxadiazole;

R<sup>2</sup>, R<sup>8</sup>, R<sup>9</sup> and R<sup>10</sup> are independently selected from the group consisting of:

- 1) hydrogen,
- 2) halogen,
- 3) OR<sup>43</sup>, and
- 4) (CR<sup>e</sup>R<sup>f</sup>)<sub>p</sub>R<sup>43</sup>,

or R<sup>2</sup> and R<sup>8</sup> are independently as defined above, and R<sup>9</sup> and R<sup>10</sup>, together with the atoms to which they are attached, form the ring



, where R<sup>m</sup> is C<sub>1-6</sub>alkyl; and

R<sup>1</sup> is selected from the group consisting of

- 1) hydrogen,
- 2) (CR<sup>a</sup>R<sup>b</sup>)<sub>1-6</sub>R<sup>40</sup>
- 3) (CR<sup>a</sup>R<sup>b</sup>)<sub>1-6</sub>OR<sup>40</sup>,
- 4) (CR<sup>a</sup>R<sup>b</sup>)<sub>1-2</sub>N(R<sup>40</sup>R<sup>41</sup>),
- 5) (CR<sup>a</sup>R<sup>b</sup>)<sub>1-2</sub>N(R<sup>40</sup>)C(O)OR<sup>41</sup>,
- 6) (CR<sup>a</sup>R<sup>b</sup>)<sub>1-2</sub>N(R<sup>40</sup>)(CR<sup>c</sup>R<sup>d</sup>)<sub>2</sub>N(R<sup>41</sup>)C(O)R<sup>49</sup>,
- 7) (CR<sup>a</sup>R<sup>b</sup>)<sub>1-2</sub>C(O)OR<sup>40</sup>,
- 8) (CR<sup>a</sup>R<sup>b</sup>)<sub>1-2</sub>N(R<sup>40</sup>)(CR<sup>c</sup>R<sup>d</sup>)<sub>1-3</sub>R<sup>41</sup>,

9) C<sub>2-6</sub> alkenyl, and

10) cyclopropyl.

In a subclass of the class of compounds of the invention, or pharmaceutically acceptable salts thereof, R<sup>2</sup>, R<sup>8</sup> and R<sup>10</sup> are hydrogen, and R<sup>9</sup> is OR<sup>43</sup>.

5 In a group of the subclass of compounds, or pharmaceutically acceptable salts thereof, R<sup>1</sup> is selected from the group consisting of hydrogen, C<sub>2-6</sub>alkenyl, C<sub>1-6</sub>alkyl, and C<sub>1-6</sub>alkylene-R<sup>40</sup>.

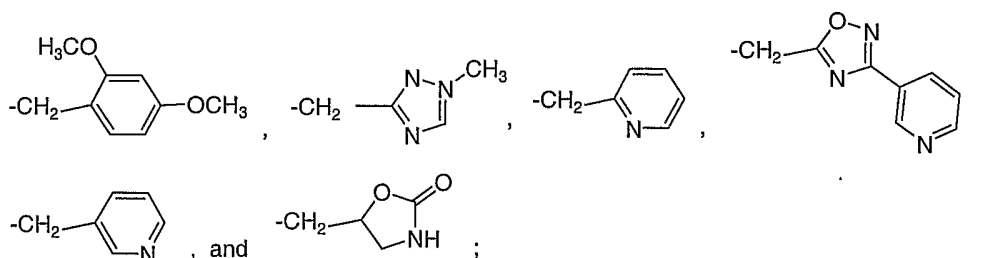
In a subgroup of the group of compounds, or pharmaceutically acceptable salts thereof, A is a phenyl ring, unsubstituted or substituted with halogen.

10 In a family of the subgroup of compounds, or pharmaceutically acceptable salts thereof, R<sup>5</sup> is selected from the group consisting of CN, NHC(O)R<sup>11</sup>, NHC(O)CF<sub>3</sub>, and NHC(O)C<sub>2-6</sub>alkyl.

In a subfamily of the family of compounds, or pharmaceutically acceptable salts thereof,

15 A is fluorophenyl or chlorophenyl;

R<sup>1</sup> is selected from the group consisting of hydrogen, -CH<sub>2</sub>CH(OH)CH<sub>2</sub>OH, CH<sub>2</sub>CHCH<sub>2</sub>,



R<sup>5</sup> is selected from the group consisting of -CN and -NHC(O)CF<sub>3</sub>; and

R<sup>9</sup> is -OCH<sub>3</sub>.

20 A preferred embodiment is a compound selected from the group consisting of

1-(2,4-Dimethoxybenzyl)-4-(3-fluorophenyl)-6-methoxy-2-oxo-1,2-dihydroquinoline-3-carbonitrile,

25 4-(3-Fluorophenyl)-6-methoxy-2-oxo-1,2-dihydroquinoline-3-carbonitrile,

1-Allyl-4-(3-fluorophenyl)-6-methoxy-2-oxo-1,2-dihydroquinoline-3-carbonitrile,

1-(2,3-Dihydroxypropyl)-4-(3-fluorophenyl)-6-methoxy-2-oxo-1,2-dihydroquinoline-3-carbonitrile,

5

4-(3-Fluorophenyl)-6-methoxy-2-oxo-1-[(3-pyridin-3-yl-1,2,4-oxadiazol-5-yl)methyl]1,2-dihydroquinoline-3-carbonitrile,

10

4-(3-Fluorophenyl)-6-methoxy-1-[(1-methyl-1*H*-1,2,4-triazol-5-yl)methyl]-2-oxo-1,2-dihydroquinoline-3-carbonitrile,

4-(3-Fluorophenyl)-6-methoxy-2-oxo-1-(pyridin-3-ylmethyl)-1,2-dihydroquinoline-3-carbonitrile,

15

(±)-4-(3-Fluorophenyl)-6-methoxy-2-oxo-1-[(2-oxo-1,3-oxazolidin-5-yl)methyl]-1,2-dihydroquinoline-3-carbonitrile,

4-(3-Fluorophenyl)-6-methoxy-2-oxo-1-(pyridin-2-ylmethyl)-1,2-dihydroquinoline-3-carbonitrile,

20

4-(3-Fluorophenyl)-6-methoxy-2-oxo-1-(4-penten-1-yl)-1,2-dihydroquinoline-3-carbonitrile,

(±)-1-(4,5-Dihydroxypentyl)-4-(3-fluorophenyl)-6-methoxy-2-oxo-1,2-dihydroquinoline-3-carbonitrile,

25

4-(3-Chlorophenyl)-1-(2,4-dimethoxybenzyl)-6-methoxy-2-oxo-1,2-dihydroquinoline-3-carbonitrile,

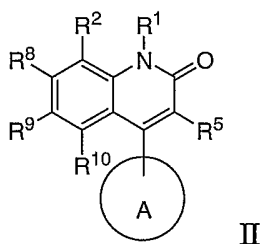
4-(3-Chlorophenyl)-6-methoxy-2-oxo-1,2-dihydroquinoline-3-carbonitrile, and

30

2,2,2-Trifluoro-N-[4-(3-fluorophenyl)-6-methoxy-2-oxo-1,2-dihydroquinolin-3-yl]acetate,

or a pharmaceutically acceptable salt thereof.

The invention also includes a method for treating cardiac arrhythmias in a patient having cardiac arrhythmia comprising administering to the patient an effective amount of a compound having the formula



5 or a pharmaceutically acceptable salt thereof, wherein:

A is

a) an aryl ring, wherein any stable aryl ring atom is independently unsubstituted or substituted with

- 1) halogen,
- 10 2) NO<sub>2</sub>,
- 3) CN,
- 4) CR<sup>46</sup>=C(R<sup>47</sup>R<sup>48</sup>)<sub>2</sub>,
- 5) C≡C R<sup>46</sup>,
- 6) (CR<sup>i</sup>R<sup>j</sup>)<sub>r</sub>OR<sup>46</sup>,
- 15 7) (CR<sup>i</sup>R<sup>j</sup>)<sub>r</sub>N(R<sup>46</sup>R<sup>47</sup>),
- 8) (CR<sup>i</sup>R<sup>j</sup>)<sub>r</sub> C(O)R<sup>46</sup>,
- 9) (CR<sup>i</sup>R<sup>j</sup>)<sub>r</sub> C(O)OR<sup>46</sup>,
- 10) (CR<sup>i</sup>R<sup>j</sup>)<sub>r</sub>R<sup>46</sup>,
- 11) (CR<sup>i</sup>R<sup>j</sup>)<sub>r</sub> S(O)<sub>0-2</sub>R<sup>61</sup>,
- 20 12) (CR<sup>i</sup>R<sup>j</sup>)<sub>r</sub> S(O)<sub>0-2</sub>N(R<sup>46</sup>R<sup>47</sup>),
- 13) OS(O)<sub>0-2</sub>R<sup>61</sup>,
- 14) N(R<sup>46</sup>)C(O)R<sup>47</sup>,
- 15) N(R<sup>46</sup>)S(O)<sub>0-2</sub>R<sup>61</sup>,
- 16) (CR<sup>i</sup>R<sup>j</sup>)<sub>r</sub>N(R<sup>46</sup>)R<sup>61</sup>,
- 25 17) (CR<sup>i</sup>R<sup>j</sup>)<sub>r</sub>N(R<sup>46</sup>)R<sup>61</sup>OR<sup>47</sup>,
- 18) (CR<sup>i</sup>R<sup>j</sup>)<sub>r</sub>N(R<sup>46</sup>)(CR<sup>k</sup>R<sup>l</sup>)<sub>s</sub>C(O)N(R<sup>47</sup>R<sup>48</sup>),
- 19) N(R<sup>46</sup>)(CR<sup>i</sup>R<sup>j</sup>)<sub>r</sub>R<sup>61</sup>,
- 20) N(R<sup>46</sup>)(CR<sup>i</sup>R<sup>j</sup>)<sub>r</sub>N(R<sup>47</sup>R<sup>48</sup>),
- 21) (CR<sup>i</sup>R<sup>j</sup>)<sub>r</sub>C(O)N(R<sup>47</sup>R<sup>48</sup>), or

22) oxo, or

b) a heteroaryl ring selected from the group consisting of

a 5-membered unsaturated monocyclic ring with 1, 2, 3 or 4 heteroatom ring atoms selected from the group consisting of N, O or S,

5 a 6-membered unsaturated monocyclic ring with 1, 2, 3 or 4 heteroatom ring atoms selected from the group consisting of N, O and S, and

a 9- or 10-membered unsaturated bicyclic ring with 1, 2, 3 or 4 heteroatom ring atoms selected from the group consisting of N, O or S;

10 wherein any stable S heteroaryl ring atom is unsubstituted or mono- or di-substituted with oxo, and any stable C or N heteroaryl ring atom is independently unsubstituted or substituted with

1) halogen,

2) NO<sub>2</sub>,

15 3) CN,

4) CR<sup>46</sup>=C(R<sup>47</sup>R<sup>48</sup>)<sub>2</sub>,

5) C≡CR<sup>46</sup>,

6) (CR<sup>i</sup>R<sup>j</sup>)<sub>r</sub>OR<sup>46</sup>,

7) (CR<sup>i</sup>R<sup>j</sup>)<sub>r</sub>N(R<sup>46</sup>R<sup>47</sup>),

20 8) (CR<sup>i</sup>R<sup>j</sup>)<sub>r</sub> C(O)R<sup>46</sup>,

9) (CR<sup>i</sup>R<sup>j</sup>)<sub>r</sub> C(O)OR<sup>46</sup>,

10) (CR<sup>i</sup>R<sup>j</sup>)<sub>r</sub>R<sup>46</sup>,

11) (CR<sup>i</sup>R<sup>j</sup>)<sub>r</sub> S(O)<sub>0-2</sub>R<sup>61</sup>,

12) (CR<sup>i</sup>R<sup>j</sup>)<sub>r</sub> S(O)<sub>0-2</sub>N(R<sup>46</sup>R<sup>47</sup>),

25 13) OS(O)<sub>0-2</sub>R<sup>61</sup>,

14) N(R<sup>46</sup>)C(O)R<sup>47</sup>,

15) N(R<sup>46</sup>)S(O)<sub>x</sub>R<sup>61</sup>,

16) (CR<sup>i</sup>R<sup>j</sup>)<sub>r</sub>N(R<sup>46</sup>)R<sup>61</sup>,

17) (CR<sup>i</sup>R<sup>j</sup>)<sub>r</sub>N(R<sup>46</sup>)R<sup>61</sup>OR<sup>47</sup>,

30 18) (CR<sup>i</sup>R<sup>j</sup>)<sub>r</sub>N(R<sup>46</sup>)(CR<sup>k</sup>R<sup>l</sup>)<sub>s</sub>C(O)N(R<sup>47</sup>R<sup>48</sup>),

19) N(R<sup>46</sup>)(CR<sup>i</sup>R<sup>j</sup>)<sub>r</sub>R<sup>61</sup>,

20) N(R<sup>46</sup>)(CR<sup>i</sup>R<sup>j</sup>)<sub>r</sub>N(R<sup>47</sup>R<sup>48</sup>),

21) (CR<sup>i</sup>R<sup>j</sup>)<sub>r</sub>C(O)N(R<sup>47</sup>R<sup>48</sup>), or

22) oxo;

35

R<sup>1</sup> is selected from the group consisting of

- 1) hydrogen,
- 2) (CR<sup>a</sup>R<sup>b</sup>)<sub>n</sub>R<sup>40</sup>
- 3) (CR<sup>a</sup>R<sup>b</sup>)<sub>n</sub>OR<sup>40</sup>,
- 5 4) (CR<sup>a</sup>R<sup>b</sup>)<sub>n</sub>N(R<sup>40</sup>R<sup>41</sup>),
- 5) (CR<sup>a</sup>R<sup>b</sup>)<sub>n</sub>N(R<sup>40</sup>)C(O)OR<sup>41</sup>,
- 6) (CR<sup>a</sup>R<sup>b</sup>)<sub>n</sub>N(R<sup>40</sup>)(CR<sup>c</sup>R<sup>d</sup>)<sub>2</sub>N(R<sup>41</sup>)C(O)R<sup>49</sup>,
- 7) C<sub>3-8</sub> cycloalkyl,
- 8) (CR<sup>a</sup>R<sup>b</sup>)<sub>n</sub>C(O)OR<sup>40</sup>,
- 10 9) (CR<sup>a</sup>R<sup>b</sup>)<sub>n</sub>N(R<sup>40</sup>)(CR<sup>c</sup>R<sup>d</sup>)<sub>1-3</sub>R<sup>41</sup>,
- 10) (CR<sup>a</sup>R<sup>b</sup>)<sub>n</sub>S(O)<sub>0-2</sub>R<sup>6</sup>,
- 11) (CR<sup>a</sup>R<sup>b</sup>)<sub>n</sub>S(O)<sub>0-2</sub>N(R<sup>40</sup>R<sup>41</sup>),
- 12) (CR<sup>a</sup>R<sup>b</sup>)<sub>n</sub>N(R<sup>40</sup>)R<sup>6</sup>OR<sup>41</sup>,
- 13) (CR<sup>a</sup>R<sup>b</sup>)<sub>n</sub>N(R<sup>40</sup>)(CR<sup>c</sup>R<sup>d</sup>)<sub>0-6</sub>C(O)N(R<sup>41</sup>R<sup>42</sup>);

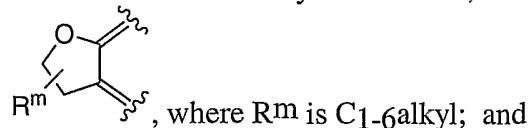
15 R<sup>2</sup>, R<sup>8</sup>, R<sup>9</sup> and R<sup>10</sup> are independently selected from:

- 1) hydrogen,
- 2) halogen,
- 3) NO<sub>2</sub>,
- 4) CN,
- 20 5) CR<sup>43</sup>=C(R<sup>44</sup>R<sup>45</sup>),
- 6) C≡CR<sup>43</sup>,
- 7) (CR<sup>e</sup>R<sup>f</sup>)<sub>p</sub>OR<sup>43</sup>,
- 8) (CR<sup>e</sup>R<sup>f</sup>)<sub>p</sub>N(R<sup>43</sup>R<sup>44</sup>),
- 9) (CR<sup>e</sup>R<sup>f</sup>)<sub>p</sub>C(O)R<sup>43</sup>,
- 25 10) (CR<sup>e</sup>R<sup>f</sup>)<sub>p</sub>C(O)OR<sup>43</sup>,
- 11) (CR<sup>e</sup>R<sup>f</sup>)<sub>p</sub>R<sup>43</sup>,
- 12) (CR<sup>e</sup>R<sup>f</sup>)<sub>p</sub>S(O)<sub>0-2</sub>R<sup>60</sup>,
- 13) (CR<sup>e</sup>R<sup>f</sup>)<sub>p</sub>S(O)<sub>0-2</sub>N(R<sup>43</sup>R<sup>44</sup>),
- 14) OS(O)<sub>0-2</sub>R<sup>60</sup>,
- 30 15) N(R<sup>43</sup>)C(O)R<sup>44</sup>,
- 16) N(R<sup>43</sup>)S(O)<sub>0-2</sub>R<sup>60</sup>,
- 17) (CR<sup>e</sup>R<sup>f</sup>)<sub>p</sub>N(R<sup>43</sup>)R<sup>60</sup>,
- 18) (CR<sup>e</sup>R<sup>f</sup>)<sub>p</sub>N(R<sup>43</sup>)R<sup>60</sup>OR<sup>44</sup>,
- 19) (CR<sup>e</sup>R<sup>f</sup>)<sub>p</sub>N(R<sup>43</sup>)(CR<sup>g</sup>R<sup>h</sup>)<sub>q</sub>C(O)N(R<sup>44</sup>R<sup>45</sup>),



- 20)  $N(R^{43})(CR^eR^f)_pR^{60}$ ,  
 21)  $N(R^{43})(CR^eR^f)_pN(R^{44}R^{45})$ , and  
 22)  $(CR^eR^f)_pC(O)N(R^{43}R^{44})$ ,

or  $R^2$  and  $R^8$  are independently as defined above, and  $R^9$  and  $R^{10}$ , together with  
 5 the atoms to which they are attached, form the ring



$R^a, R^b, R^c, R^d, R^e, R^f, R^g, R^h, R^i, R^j, R^k$ , and  $R^l$  are independently selected from the group  
 consisting of:

- 1) hydrogen,  
 2)  $C_{1-6}$  alkyl,  
 3) halogen,  
 4) aryl,  
 5)  $R^{80}$ ,  
 6)  $C_3-C_{10}$  cycloalkyl, and  
 7)  $OR^4$ ,

said alkyl, aryl, and cycloalkyl being unsubstituted, monosubstituted with  $R^7$ , disubstituted with  
 $R^7$ , disubstituted with  $R^7$  and  $R^{15}$ , trisubstituted with  $R^7, R^{15}$  and  $R^{16}$ , or tetrasubstituted with  
 $R^7, R^{15}, R^{16}$  and  $R^{17}$ ;

$R^4, R^{40}, R^{41}, R^{42}, R^{43}, R^{44}, R^{45}, R^{46}, R^{47}, R^{48}, R^{49}, R^{51}$ , and  $R^{52}$  are independently  
 20 selected from:

- 1) hydrogen,  
 2)  $C_{1-6}$  alkyl,  
 3)  $C_3-C_{10}$  cycloalkyl,  
 4) aryl,  
 5)  $R^{81}$ ,  
 6)  $CF_3$ ,  
 7)  $C_2-C_6$  alkenyl, and  
 8)  $C_2-C_6$  alkynyl,

said alkyl, aryl, and cycloalkyl is unsubstituted, mono-substituted with  $R^{18}$ , di-substituted with  
 30  $R^{18}$  and  $R^{19}$ , tri-substituted with  $R^{18}, R^{19}$  and  $R^{20}$ , or tetra-substituted with  $R^{18}, R^{19}, R^{20}$   
 and  $R^{21}$ ;

$R^6, R^{60}, R^{61}$  and  $R^{63}$  are independently selected from:

- 1)  $C_{1-6}$  alkyl,

- 2) aryl,
- 3) R<sup>83</sup>, and
- 4) C<sub>3</sub>-C<sub>10</sub> cycloalkyl;

5 said alkyl, aryl, and cycloalkyl is unsubstituted, mono-substituted with R<sup>26</sup>, di-substituted with R<sup>26</sup> and R<sup>27</sup>, tri-substituted with R<sup>26</sup>, R<sup>27</sup> and R<sup>28</sup>, or tetra-substituted with R<sup>26</sup>, R<sup>27</sup>, R<sup>28</sup> and R<sup>29</sup>;

R<sup>7</sup>, R<sup>15</sup>, R<sup>16</sup>, R<sup>17</sup>, R<sup>18</sup>, R<sup>19</sup>, R<sup>20</sup>, R<sup>21</sup>, R<sup>26</sup>, R<sup>27</sup>, R<sup>28</sup>, R<sup>29</sup>, and R<sup>70</sup> are independently selected from:

- 1) C<sub>1</sub>-C<sub>6</sub> alkyl,
- 10 2) halogen,
- 3) OR<sup>51</sup>,
- 4) CF<sub>3</sub>,
- 5) aryl,
- 6) C<sub>3</sub>-C<sub>10</sub> cycloalkyl,
- 15 7) R<sup>84</sup>,
- 8) S(O)<sub>0-2</sub>N(R<sup>51</sup>R<sup>52</sup>),
- 9) C(O)OR<sup>51</sup>,
- 10) C(O)R<sup>51</sup>,
- 11) CN,
- 20 12) C(O)N(R<sup>51</sup>R<sup>52</sup>),
- 13) N(R<sup>51</sup>)C(O)R<sup>52</sup>,
- 14) S(O)<sub>0-2</sub>R<sup>63</sup>,
- 15) NO<sub>2</sub>, and
- 16) N(R<sup>51</sup>R<sup>52</sup>);

25 R<sup>80</sup>, R<sup>81</sup>, R<sup>83</sup> and R<sup>84</sup> are independently selected from a group of unsubstituted or substituted heterocyclic rings consisting of a 4-6 membered unsaturated or saturated monocyclic ring with 1, 2, 3 or 4 heteroatom ring atoms selected from the group consisting N, O and S, and a 9- or 10-membered unsaturated or saturated bicyclic ring with 1, 2, 3 or 4 heteroatom ring atoms selected from the group consisting or N, O or S;

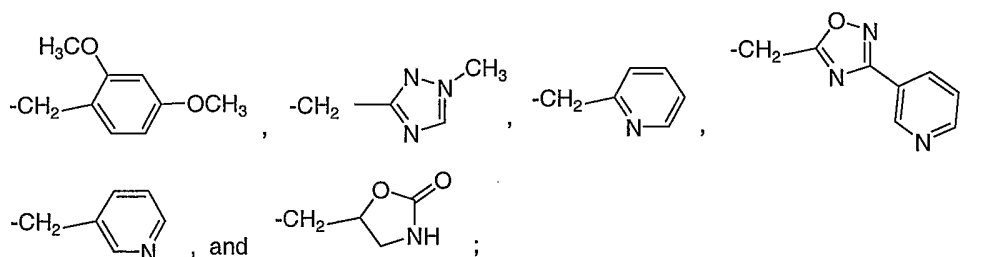
30 R<sup>5</sup> is NH<sub>2</sub> or -NHC(O)CH<sub>3</sub>; and

n, p, q, r, and s are independently 0, 1, 2, 3, 4, 5 or 6.

A preferred class of this method for treating cardiac arrhythmias in a patient having cardiac arrhythmia comprises administering to the patient an effective amount of a compound of formula II, or a pharmaceutically acceptable salts thereof, wherein

A is fluorophenyl or chlorophenyl

- 5 R<sup>1</sup> is selected from the group consisting of hydrogen, -CH<sub>2</sub>CH(OH)CH<sub>2</sub>OH, -CH<sub>2</sub>CH=CH<sub>2</sub>,



R<sub>2</sub>, R<sub>8</sub> and R<sub>10</sub> are hydrogen;

R<sub>5</sub> is NH<sub>2</sub> or -NHC(O)CH<sub>3</sub>; and

- 10 R<sub>9</sub> is -OCH<sub>3</sub>.

A subclass of this class comprises administering to the patient an effective amount of a compound selected from the group consisting of

- 15 3-Amino-1-(2,4-dimethoxybenzyl)-4-(3-fluorophenyl)-6-methoxyquinolin-2-(1*H*)-one, and  
3-Amino-4-(3-fluorophenyl)-6-methoxyquinoline-2(1*H*)-one.

The above-listed compounds are active in one or more of the assays for K<sub>v</sub>1.5 described below.

- 20 Another embodiment of the invention is a method of treating or preventing a condition in a mammal, the treatment or prevention of which is effected or facilitated by K<sub>v</sub>1.5 inhibition, which comprises administering an amount of a compound of Formula I that is effective at inhibiting K<sub>v</sub>1.5.

- 25 A preferred embodiment is a method of treating or preventing cardiac arrhythmias, e.g. atrial fibrillation, atrial flutter, atrial arrhythmia, and supraventricular tachycardia, in a mammal, which comprises administering a therapeutically effective amount of a compound of Formula I.

Another preferred embodiment is a method of preventing thromboembolic events, such as stroke.

Another preferred embodiment is a method of preventing congestive heart failure.

Another preferred embodiment is a method of treating or preventing  
5 immunodepression or a disorder involving immunodepression, such as AIDS, cancer, senile dementia, trauma (including wound healing, surgery and shock) chronic bacterial infection, certain central nervous system disorders, and conditions including resistance by transplantation of organs or tissue, graft-versus-host diseases brought about by medulla ossium transplantation. Within this embodiment is a method for treating or preventing immunodepression by  
10 administering a compound of the invention with an immunosuppressant compound.

Another preferred embodiment is a method of treating or preventing gliomas including those of lower and higher malignancy, preferably those of higher malignancy.

Another preferred embodiment is a method for inducing in a patient having atrial fibrillation, a condition of normal sinus rhythm, in which the induced rhythm corresponds to the  
15 rhythm that would be considered normal for an individual sharing with the patient similar size and age characteristics, which comprises treating the patient with a compound of the invention.

Another preferred embodiment is a method for treating tachycardia, (i.e., rapid heart rate e.g. 100 beats per minute) in a patient which comprises treating the patient with an antitachycardia device (e.g. a defibrillator or a pacemaker) in combination with a compound of  
20 Claim 1.

The present invention also encompasses a pharmaceutical formulation comprising a pharmaceutically acceptable carrier and the compound of Formula I or a pharmaceutically acceptable crystal form or hydrate thereof. A preferred embodiment is a pharmaceutical composition of the compound of Formula I, comprising, in addition, a second  
25 agent.

The compounds of the present invention may have asymmetric centers or asymmetric axes, and this invention includes all of the optical isomers and mixtures thereof. Unless specifically mentioned otherwise, reference to one isomer applies to both isomers.

In addition compounds with carbon-carbon double bonds may occur in Z- and E-  
30 forms with all isomeric forms of the compounds being included in the present invention.

As used herein except where noted, "alkyl" is intended to include both branched- and straight-chain saturated aliphatic hydrocarbon groups, including all isomers, having the specified number of carbon atoms. Commonly used abbreviations for alkyl groups are used throughout the specification, e.g. methyl may be represented by "Me" or CH<sub>3</sub>, ethyl may be  
35 represented by "Et" or CH<sub>2</sub>CH<sub>3</sub>, propyl may be represented by "Pr" or CH<sub>2</sub>CH<sub>2</sub>CH<sub>3</sub>, butyl may

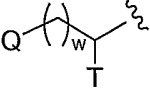
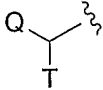
be represented by "Bu" or  $\text{CH}_2\text{CH}_2\text{CH}_2\text{CH}_3$ , etc. "C<sub>1-6</sub> alkyl" (or "C<sub>1-C6</sub> alkyl") for example, means linear or branched chain alkyl groups, including all isomers, having the specified number of carbon atoms. C<sub>1-6</sub> alkyl includes all of the hexyl alkyl and pentyl alkyl isomers as well as n-, iso-, sec- and t-butyl, n- and isopropyl, ethyl and methyl. "C<sub>1-4</sub> alkyl" means n-, iso-, sec- and t-butyl, n- and isopropyl, ethyl and methyl. The term "alkoxy" represents a linear or branched alkyl group of indicated number of carbon atoms attached through an oxygen bridge. The term "alkylene" refers to a divalent hydrocarbon radical having a specified number of carbon atoms, e.g. C<sub>3</sub> alkylene is propylene moiety represented by  $-\text{CH}_2\text{CH}_2\text{CH}_2-$ .

The term "alkenyl" includes both branched and straight chain unsaturated hydrocarbon groups containing at least two carbon atoms joined by a double bond. The alkene ethylene is represented, for example, by " $\text{CH}_2\text{CH}_2$ " or alternatively, by " $\text{H}_2\text{C}=\text{CH}_2$ ". "C<sub>2-5</sub> alkenyl" (or "C<sub>2-C5</sub> alkenyl") for example, means linear or branched chain alkenyl groups having from 2 to 5 carbon atoms and includes all of the pentenyl isomers as well as 1-butenyl, 2-butenyl, 3-butenyl, 1-propenyl, 2-propenyl, and ethenyl (or ethylenyl). Similar terms such as "C<sub>2-3</sub> alkenyl" have an analogous meaning.

The term "alkynyl" includes both branched and straight chain unsaturated hydrocarbon groups containing at least two carbon atoms joined by a triple bond. The alkyne acetylene is represented, for example, by " $\text{CHCH}$ " or alternatively, by " $\text{HC}\equiv\text{CH}$ ". "C<sub>2-5</sub> alkynyl" (or "C<sub>2-C5</sub> alkynyl") for example, means linear or branched chain alkynyl groups having from 2 to 5 carbon atoms and includes all of the pentynyl isomers as well as 1-butyne, 2-butyne, 3-butyne, 1-propyne, 2-propyne, and ethynyl (or acetylenyl). Similar terms such as "C<sub>2-3</sub> alkynyl" have an analogous meaning.

Unless otherwise noted, alkyl, alkoxy, alkenyl, alkynyl and alkylene groups are unsubstituted or substituted with 1 to 3 substituents on each carbon atom, with halo, C<sub>1-C20</sub> alkyl, CF<sub>3</sub>, NH<sub>2</sub>, N(C<sub>1-C6</sub> alkyl)<sub>2</sub>, NO<sub>2</sub>, oxo, CN, N<sub>3</sub>, -OH, -O(C<sub>1-C6</sub> alkyl), C<sub>3-C10</sub> cycloalkyl, C<sub>2-C6</sub> alkenyl, C<sub>2-C6</sub> alkynyl, (C<sub>0-C6</sub> alkyl) S(O)<sub>0-2</sub>-, (C<sub>0-C6</sub> alkyl)S(O)<sub>0-2</sub>(C<sub>0-C6</sub> alkyl)-, (C<sub>0-C6</sub> alkyl)C(O)NH-, H<sub>2</sub>N-C(NH)-, -O(C<sub>1-C6</sub> alkyl)CF<sub>3</sub>, (C<sub>0-C6</sub> alkyl)C(O)-, (C<sub>0-C6</sub> alkyl)OC(O)-, (C<sub>0-C6</sub> alkyl)O(C<sub>1-C6</sub> alkyl)-, (C<sub>0-C6</sub> alkyl)C(O)<sub>1-2</sub>(C<sub>0-C6</sub> alkyl)-, (C<sub>0-C6</sub> alkyl)OC(O)NH-, aryl, aralkyl, heterocycle, heterocyclalkyl, halo-aryl, halo-aralkyl, halo-heterocycle, halo-heterocyclalkyl, cyano-aryl, cyano-aralkyl, cyano-heterocycle and cyano-heterocyclalkyl.

The term "C<sub>0</sub>" as employed in expressions such as "C<sub>0-6</sub> alkyl" means a direct covalent bond. Similarly, when an integer defining the presence of a certain number of atoms in a group is equal to zero, it means that the atoms adjacent thereto are connected directly by a bond.

For example, in the structure , wherein w is an integer equal to zero, 1 or 2, the structure is  when w is zero.

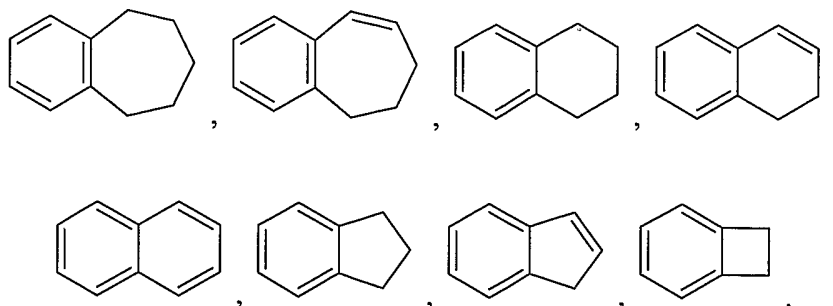
The term "C<sub>3-8</sub> cycloalkyl" (or "C<sub>3-8</sub> cycloalkyl") means a cyclic ring of an alkane having three to eight total carbon atoms (i.e., cyclopropyl, cyclobutyl, cyclopentyl, cyclohexyl, cycloheptyl, or cyclooctyl). The terms "C<sub>3-7</sub> cycloalkyl", "C<sub>3-6</sub> cycloalkyl", "C<sub>5-7</sub> cycloalkyl" and the like have analogous meanings.

The term "halogen" (or "halo") refers to fluorine, chlorine, bromine and iodine (alternatively referred to as fluoro (F), chloro (Cl), bromo (Br), and iodo (I)).

The term "C<sub>1-6</sub> haloalkyl" (which may alternatively be referred to as "C<sub>1-6</sub> haloalkyl" or "halogenated C<sub>1-6</sub> alkyl") means a C<sub>1</sub> to C<sub>6</sub> linear or branched alkyl group as defined above with one or more halogen substituents. The term "C<sub>1-4</sub> haloalkyl" has an analogous meaning. The term "C<sub>1-6</sub> fluoroalkyl" has an analogous meaning except that the halogen substituents are restricted to fluoro. Suitable fluoroalkyls include the series (CH<sub>2</sub>)<sub>0-4</sub>CF<sub>3</sub> (i.e., trifluoromethyl, 2,2,2-trifluoroethyl, 3,3,3-trifluoro-n-propyl, etc.).

The term "carbocycle" (and variations thereof such as "carbocyclic" or "carbocyclyl") as used herein, unless otherwise indicated, refers to (i) a C<sub>3</sub> to C<sub>8</sub> monocyclic, saturated or unsaturated ring or (ii) a C<sub>7</sub> to C<sub>12</sub> bicyclic saturated or unsaturated ring system. Each ring in (ii) is either independent of, or fused to, the other ring, and each ring is saturated or unsaturated. The carbocycle may be attached to the rest of the molecule at any carbon atom which results in a stable compound. The fused bicyclic carbocycles are a subset of the carbocycles; i.e., the term "fused bicyclic carbocycle" generally refers to a C<sub>7</sub> to C<sub>10</sub> bicyclic ring system in which each ring is saturated or unsaturated and two adjacent carbon atoms are shared by each of the rings in the ring system. A fused bicyclic carbocycle in which one ring is saturated and the other is saturated is a saturated bicyclic ring system. A fused bicyclic carbocycle in which one ring is benzene and the other is saturated is an unsaturated bicyclic ring system. A fused bicyclic carbocycle in which one ring is benzene and the other is unsaturated is an unsaturated ring system. Saturated carbocyclic rings are also referred to as cycloalkyl rings, e.g., cyclopropyl, cyclobutyl, etc. Unless otherwise noted, carbocycle is unsubstituted or substituted with C<sub>1-6</sub> alkyl, C<sub>1-6</sub> alkenyl, C<sub>1-6</sub> alkynyl, aryl, halogen, NH<sub>2</sub> or OH. A subset of the fused bicyclic unsaturated carbocycles are those bicyclic carbocycles in which one ring is a benzene ring and the other ring is saturated or unsaturated, with attachment via any carbon atom that results in a stable compound.

Representative examples of this subset include the following:



The term "aryl" refers to aromatic mono- and poly-carbocyclic ring systems, wherein the individual carbocyclic rings in the polyring systems are fused or attached to each other via a single bond. Suitable aryl groups include phenyl, naphthyl, and biphenylenyl.

The term "heterocycle" (and variations thereof such as "heterocyclic" or "heterocyclyl") broadly refers to (i) a stable 4- to 8-membered, saturated or unsaturated monocyclic ring, or (ii) a stable 7- to 12-membered bicyclic ring system, wherein each ring in (ii) is independent of, or fused to, the other ring or rings and each ring is saturated or unsaturated, and the monocyclic ring or bicyclic ring system contains one or more heteroatoms (e.g., from 1 to 6 heteroatoms, or from 1 to 4 heteroatoms) selected from N, O and S and a balance of carbon atoms (the monocyclic ring typically contains at least one carbon atom and the ring systems typically contain at least two carbon atoms); and wherein any one or more of the nitrogen and sulfur heteroatoms is optionally oxidized, and any one or more of the nitrogen heteroatoms is optionally quaternized. The heterocyclic ring may be attached at any heteroatom or carbon atom, provided that attachment results in the creation of a stable structure. When the heterocyclic ring has substituents, it is understood that the substituents may be attached to any atom in the ring, whether a heteroatom or a carbon atom, provided that a stable chemical structure results.

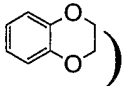
As used herein, the terms "substituted C<sub>3</sub>-C<sub>10</sub> cycloalkyl", "substituted aryl" and "substituted heterocycle" are intended to include the cyclic group containing from 1 to 3 substituents in addition to the point of attachment to the rest of the compound. Preferably, the substituents are selected from the group which includes, but is not limited to, halo, C<sub>1</sub>-C<sub>20</sub> alkyl, CF<sub>3</sub>, NH<sub>2</sub>, N(C<sub>1</sub>-C<sub>6</sub> alkyl)<sub>2</sub>, NO<sub>2</sub>, oxo, CN, N<sub>3</sub>, -OH, -O(C<sub>1</sub>-C<sub>6</sub> alkyl), C<sub>3</sub>-C<sub>10</sub> cycloalkyl, C<sub>2</sub>-C<sub>6</sub> alkenyl, C<sub>2</sub>-C<sub>6</sub> alkynyl, (C<sub>0</sub>-C<sub>6</sub> alkyl) S(O)<sub>0-2</sub>-, (C<sub>0</sub>-C<sub>6</sub> alkyl)S(O)<sub>0-2</sub>(C<sub>0</sub>-C<sub>6</sub> alkyl)-, (C<sub>0</sub>-C<sub>6</sub> alkyl)C(O)NH-, H<sub>2</sub>N-C(NH)-, -O(C<sub>1</sub>-C<sub>6</sub> alkyl)CF<sub>3</sub>, (C<sub>0</sub>-C<sub>6</sub> alkyl)C(O)-, (C<sub>0</sub>-C<sub>6</sub> alkyl)OC(O)-, (C<sub>0</sub>-C<sub>6</sub>alkyl)O(C<sub>1</sub>-C<sub>6</sub> alkyl)-, (C<sub>0</sub>-C<sub>6</sub> alkyl)C(O)<sub>1-2</sub>(C<sub>0</sub>-C<sub>6</sub> alkyl)-, (C<sub>0</sub>-C<sub>6</sub> alkyl)OC(O)NH-, aryl, aralkyl, heteroaryl, heterocyclylalkyl, halo-aryl, halo-aralkyl, halo-

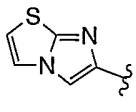
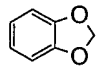
heterocycle, halo-heterocyclalkyl, cyano-aryl, cyano-alkyl, cyano-heterocycle and cyano-heterocyclalkyl.


Saturated heterocyclics form a subset of the heterocycles; i.e., the term "saturated heterocyclic" generally refers to a heterocycle as defined above in which the entire ring system (whether mono- or poly-cyclic) is saturated. The term "saturated heterocyclic ring" refers to a 4- to 8-membered saturated monocyclic ring or a stable 7- to 12-membered bicyclic ring system which consists of carbon atoms and one or more heteroatoms selected from N, O and S. Representative examples include piperidinyl, piperazinyl, azepanyl, pyrrolidinyl, pyrazolidinyl, imidazolidinyl, oxazolidinyl, isoxazolidinyl, morpholinyl, thiomorpholinyl, thiazolidinyl, isothiazolidinyl, and tetrahydrofuryl (or tetrahydrofuranyl).

Heteroaromatics form another subset of the heterocycles; i.e., the term "heteroaromatic" (alternatively "heteroaryl") generally refers to a heterocycle as defined above in which the entire ring system (whether mono- or poly-cyclic) is an aromatic ring system. The term "heteroaromatic ring" refers a 5- or 6-membered monocyclic aromatic ring or a 7- to 12-membered bicyclic which consists of carbon atoms and one or more heteroatoms selected from N, O and S. Representative examples of heteroaromatic rings include pyridyl, pyrrolyl, pyrazinyl, pyrimidinyl, pyridazinyl, thienyl (or thiophenyl), thiazolyl, furanyl, imidazolyl, pyrazolyl, triazolyl, tetrazolyl, oxazolyl, isooxazolyl, oxadiazolyl, thiazolyl, isothiazolyl, and thiadiazolyl.

Representative examples of bicyclic heterocycles include benzotriazolyl, indolyl, isoindolyl, indazolyl, indolinyl, isoindolinyl, quinoxalyl, quinazolyl, cinnolinyl, chromanyl, isochromanyl, tetrahydroquinolinyl, quinolinyl, tetrahydroisoquinolinyl, isoquinolinyl,

2,3-dihydrobenzofuranyl, 2,3-dihydrobenzo-1,4-dioxinyl (i.e., ) , imidazo(2,1-

b)(1,3)thiazole, (i.e., ) , and benzo-1,3-dioxolyl (i.e., ) . In certain

25 contexts herein,  is alternatively referred to as phenyl having as a substituent methylenedioxy attached to two adjacent carbon atoms.

Unless expressly stated to the contrary, an "unsaturated" ring is a partially or fully unsaturated ring. For example, an "unsaturated monocyclic C<sub>6</sub> carbocycle" refers to cyclohexene, cyclohexadiene, and benzene.



Unless expressly stated to the contrary, all ranges cited herein are inclusive. For example, a heterocycle described as containing from "1 to 4 heteroatoms" means the heterocycle can contain 1, 2, 3 or 4 heteroatoms.

When any variable occurs more than one time in any constituent or in any  
 5 formula depicting and describing compounds of the invention, its definition on each occurrence is independent of its definition at every other occurrence. Also, combinations of substituents and/or variables are permissible only if such combinations result in stable compounds.

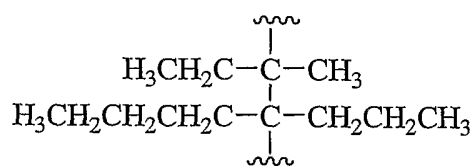
The term "substituted" (e.g., as in "aryl which is optionally substituted with one or more substituents ...") includes mono- and poly-substitution by a named substituent to the extent  
 10 such single and multiple substitution (including multiple substitution at the same site) is chemically allowed.

In compounds of the invention having pyridyl N-oxide moieties, the pyridyl-N-oxide portion is structurally depicted using conventional representations such as



15 which have equivalent meanings.

For variable definitions containing terms having repeated terms, e.g.,  $(CR^iR^j)_r$ , where  $r$  is the integer 2,  $R^i$  is a defined variable, and  $R^j$  is a defined variable, the value of  $R^i$  may differ in each instance in which it occurs, and the value of  $R^j$  may differ in each instance in which it occurs. For example, if  $R^i$  and  $R^j$  are independently selected from the group consisting  
 20 of methyl, ethyl, propyl and butyl, then  $(CR^iR^j)_2$  can be

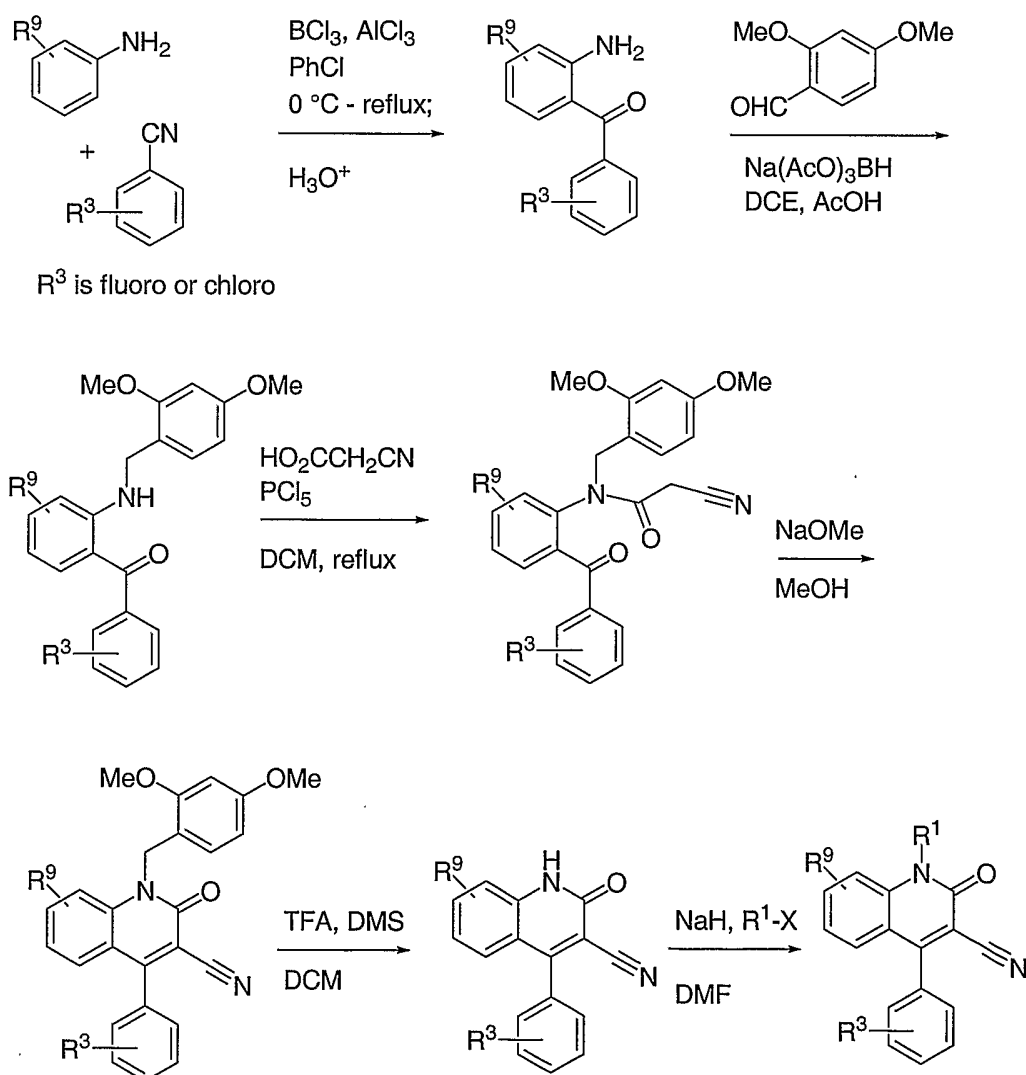


Pharmaceutically acceptable salts include both the metallic (inorganic) salts and organic salts; a list of which is given in *Remington's Pharmaceutical Sciences*, 17th Edition, pg. 1418 (1985). It is well known to one skilled in the art that an appropriate salt form is chosen  
 25 based on physical and chemical stability, flowability, hydro-scopicity and solubility. As will be understood by those skilled in the art, pharmaceutically acceptable salts include, but are not limited to salts of inorganic acids such as hydrochloride, sulfate, phosphate, diphosphate, hydrobromide, and nitrate or salts of an organic acid such as malate, maleate, fumarate, tartrate, succinate, citrate, acetate, lactate, methanesulfonate, p-toluenesulfonate or palmoate, salicylate

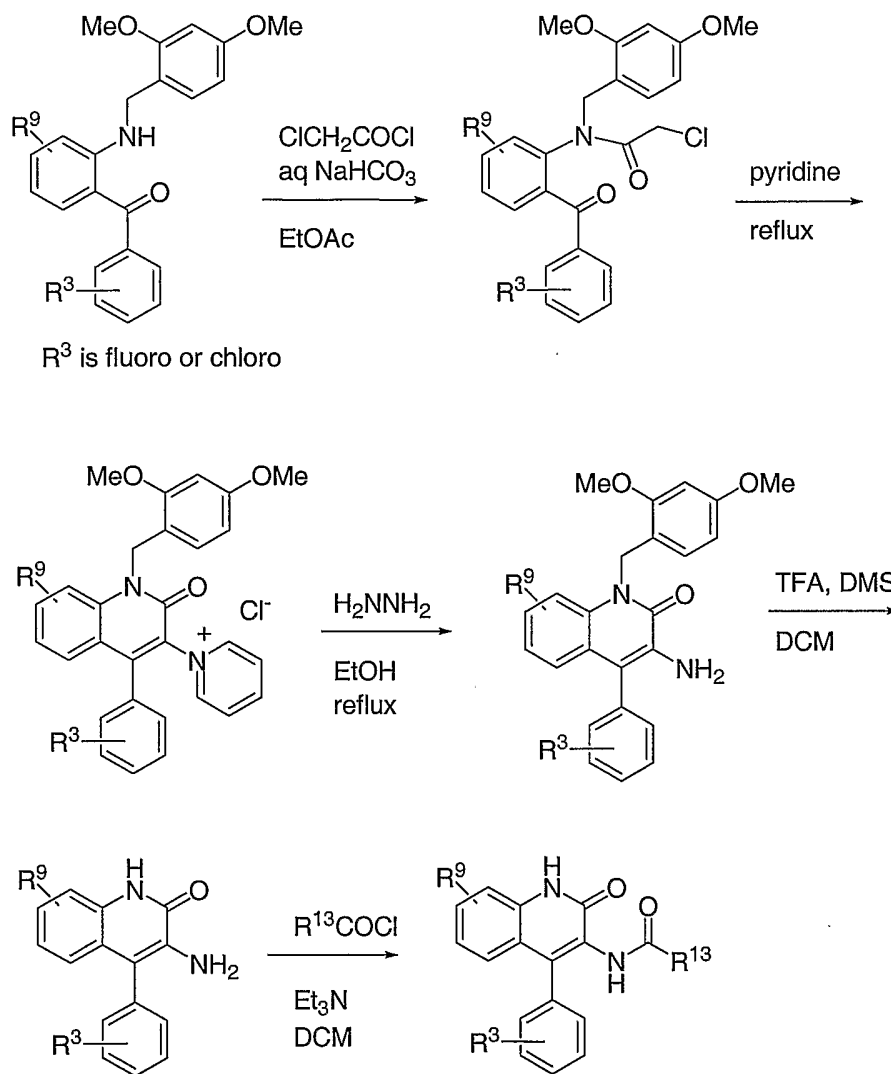
and stearate. Similarly pharmaceutically acceptable cations include, but are not limited to sodium, potassium, calcium, aluminum, lithium and ammonium (especially ammonium salts with secondary amines). Preferred salts of this invention for the reasons cited above include potassium, sodium, calcium and ammonium salts. Also included within the scope of this invention are crystal forms, hydrates and solvates of the compounds of Formula I.

Methods for preparing the compounds of this invention are illustrated in the following schemes. All variables are as defined above unless otherwise specified. Other synthetic protocols will be readily apparent to those skilled in the art.

Scheme 1  
Synthesis of examples with  $R^5 = \text{CN}$



Scheme 2  
Synthesis of examples with  $R^5 = NH_2$  and  $NHCOR^{13}$

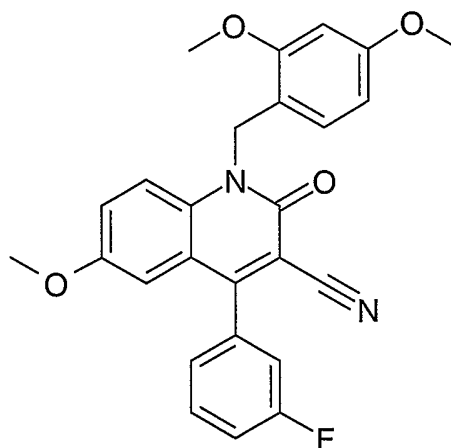


The following examples illustrate the preparation of the compounds of Formula I and as such are not to be considered as limiting the invention set forth in the claims appended hereto.

5

10

## EXAMPLE 1

1-(2,4-Dimethoxybenzyl)-4-(3-fluorophenyl)-6-methoxy-2-oxo-1,2-dihydroquinoline-3-carbonitrile5 Step A: (2-Amino-5-methoxyphenyl)(3-fluorophenyl)methanone

To a 0 °C solution of *para*-anisidine (8.13 g, 66.0 mmol) in 25 mL of chlorobenzene was added dropwise a solution of BCl<sub>3</sub> in dichloromethane (74.3 mL of 1 M, 74.3 mmol). The mixture was stirred at room temperature for one hour, then transferred slowly *via* syringe to solution of 3-fluorobenzonitrile (4.00 g, 33.0 mmol) and AlCl<sub>3</sub> (5.06 g, 37.9 mmol) in 50 mL of chlorobenzene at 60 °C. After the addition was complete, the reaction was stirred at 70 °C for 3 hours, then cooled to room temperature and stirred overnight. Water was added (125 mL), and the mixture stirred at 85 degrees for 6 hours. After cooling to room temperature, the mixture was poured into water, and the organic layer was extracted with saturated NaHCO<sub>3</sub> solution and brine, dried over Na<sub>2</sub>SO<sub>4</sub>, filtered, and concentrated *in vacuo*. The crude residue was purified by flash chromatography through SiO<sub>2</sub> (50-100% CH<sub>2</sub>Cl<sub>2</sub>/hexane) to provide the titled product (1.83 g, 23% yield) as a red oil. Proton NMR for the product was consistent with the titled compound. HRMS (ES) exact mass calculated for C<sub>14</sub>H<sub>13</sub>FNO<sub>2</sub> (M+H<sup>+</sup>): 246.0929. Found 246.0925.

15 Step B: {2-[(2,4-Dimethoxybenzyl)amino]-5-methoxyphenyl}(3-fluorophenyl)methanone

To a solution of (2-Amino-5-methoxyphenyl)(3-fluorophenyl)methanone (0.984 g, 4.01 mmol) in 15 mL of dichloroethane was added 4Å powdered molecular sieves (1 g), followed by sodium triacetoxyborohydride (2.55 g, 12.0 mmol) and acetic acid (0.69 mL, 12.0 mmol). 2,4-

Dimethoxybenzaldehyde was added (0.667 g, 4.01 mmol), and the reaction was stirred at room temperature for 3 hours. The reaction was partitioned between EtOAc and saturated NaHCO<sub>3</sub> solution, and the organic layer was washed with brine, dried over Na<sub>2</sub>SO<sub>4</sub>, filtered, and concentrated *in vacuo*. The titled product was isolated as a red oil (1.66 g) which was used in the next step without further purification. ESI+ MS: 396.2 [M+H]<sup>+</sup>.

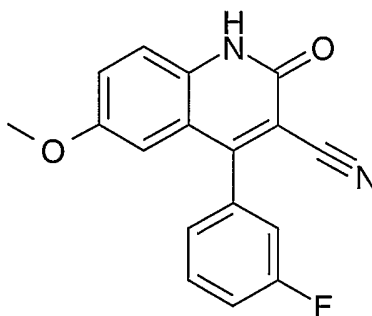
Step C: 2-Cyano-*N*-(2,4-dimethoxybenzyl)-*N*-[2-(3-fluorobenzoyl)-4-methoxyphenyl]acetamide

To a solution of cyanoacetic acid (43.0 mg, 0.511 mmol) in 1 mL of dichloromethane at room temperature was added PCl<sub>5</sub> (106 mg, 0.511 mmol). The mixture was heated to reflux for 10 minutes. A solution of {2-[(2,4-dimethoxybenzyl)amino]-5-methoxyphenyl}(3-fluorophenyl)methanone (101 mg, 0.255 mmol) in 1 mL dichloromethane was added, and the reaction was refluxed for an additional 1.5 hours. The reaction was partitioned between EtOAc and saturated NaHCO<sub>3</sub> solution, and the organic layer was washed with brine, dried over Na<sub>2</sub>SO<sub>4</sub>, filtered, and concentrated *in vacuo*. The titled product was isolated as a yellow foam (117 mg, 99% yield) which was used in the next step without further purification. Proton NMR for the product was consistent with the titled compound. ESI+ MS: 463.2 [M+H]<sup>+</sup>.

Step D: 1-(2,4-Dimethoxybenzyl)-4-(3-fluorophenyl)-6-methoxy-2-oxo-1,2-dihydroquinoline-3-carbonitrile

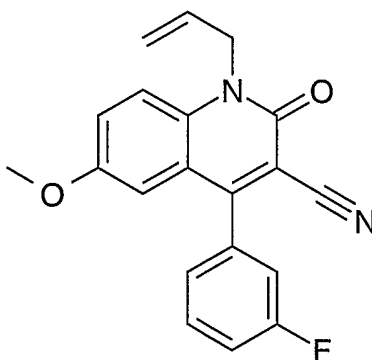
To solution of 2-cyano-*N*-(2,4-dimethoxybenzyl)-*N*-[2-(3-fluorobenzoyl)-4-methoxyphenyl]acetamide (56.0 mg, 0.121 mmol) in 1 mL of methanol was added sodium methoxide solution in methanol (0.083 mL of 4.37 M, 0.363 mmol). The solution was heated to reflux for 5 minutes, then cooled to room temperature. The reaction was partitioned between EtOAc and water, and the organic layer was washed with brine, dried over Na<sub>2</sub>SO<sub>4</sub>, filtered, and concentrated *in vacuo*. The crude residue was purified by flash chromatography through SiO<sub>2</sub> (30-50% EtOAc/hexane) to provide the titled product as a yellow foam. <sup>1</sup>H-NMR (500 MHz, CDCl<sub>3</sub>) δ 7.56-7.60 (m, 1 H), 7.39 (d, *J* = 9.5 Hz, 1H), 7.25-7.31 (m, 2H), 7.17-7.21 (m, 2H), 6.91 (d, *J* = 8.5 Hz, 1H), 6.74 (br s, 1H), 6.52 (br s, 1H), 6.38 (br d, *J* = 8.5 Hz, 1H), 5.54 (s, 2H), 3.95 (s, 3H), 3.77 (s, 3H), 3.67 (s, 3H) ppm. HRMS (ES) exact mass calculated for C<sub>26</sub>H<sub>22</sub>FN<sub>2</sub>O<sub>4</sub> (M+H<sup>+</sup>): 445.1558. Found 445.1574.

## EXAMPLE 2

4-(3-Fluorophenyl)-6-methoxy-2-oxo-1,2-dihydroquinoline-3-carbonitrile

To a solution of 1-(2,4-dimethoxybenzyl)-4-(3-fluorophenyl)-6-methoxy-2-oxo-  
5 1,2-dihydroquinoline-3-carbonitrile (42 mg, 0.094 mmol) in 0.5 mL of dichloromethane and 1  
mL of trifluoroacetic acid was added dimethyl sulfide (0.10 mL). After stirring for 2 days, the  
reaction was heated to reflux for 10 hours, then concentrated *in vacuo*. The crude product was  
trituated with EtOAc to provide the titled product as a pale yellow solid. Proton NMR for the  
product was consistent with the titled compound. HRMS (ES) exact mass calculated for  
10  $C_{17}H_{11}FN_2O_2$  ( $M+H^+$ ): 295.0878. Found 295.0879.

## EXAMPLE 3

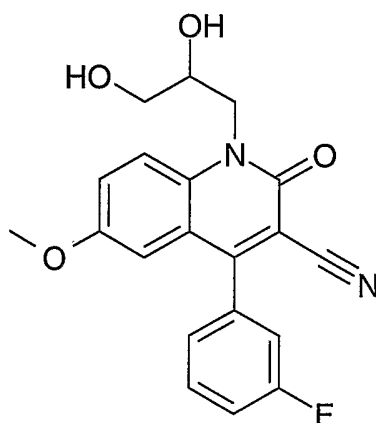
1-Allyl-4-(3-fluorophenyl)-6-methoxy-2-oxo-1,2-dihydroquinoline-3-carbonitrile

To a solution of 4-(3-fluorophenyl)-6-methoxy-2-oxo-1,2-dihydroquinoline-3-  
15 carbonitrile (1.00 g, 3.40 mmol) in 20 mL of *N,N*-dimethylformamide at 0 °C was added sodium  
hydride (163 mg of 60% dispersion in mineral oil, 4.08 mmol). After 30 minutes, allyl iodide  
was added (0.342 mL, 3.74 mmol), and the reaction was stirred for 2 hours. The reaction was

quenched with water and partitioned between EtOAc and water, and the organic layer was washed with brine, dried over Na<sub>2</sub>SO<sub>4</sub>, filtered, and concentrated *in vacuo*. The crude residue was subjected to flash chromatography through SiO<sub>2</sub> (5-60% EtOAc/hexane) to provide the first eluting product as the titled compound. <sup>1</sup>H NMR, difference nOe, and HMQC NMR spectral data for the product were consistent with the titled compound. ESI+ MS: 335.1 [M+H]<sup>+</sup>.

## EXAMPLE 4

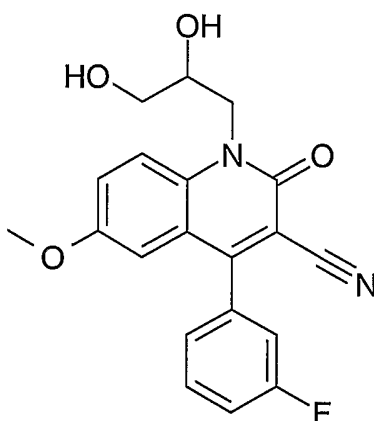
1-(2,3-Dihydroxypropyl)-4-(3-fluorophenyl)-6-methoxy-2-oxo-1,2-dihydroquinoline-3-carbonitrile, enantiomer A



To a solution of 1-allyl-4-(3-fluorophenyl)-6-methoxy-2-oxo-1,2-dihydroquinoline-3-carbonitrile in tBuOH:THF:water (10:3:1) was added *N*-methylmorpholine *N*-oxide (1.2 equivalents), followed by OsO<sub>4</sub> (0.05 equivalents, as 0.25 M solution in water). After stirring for 18 hours, the reaction was diluted with EtOAc, washed with saturated NaHCO<sub>3</sub> solution, 10% citric acid solution and brine, and the organic layer was dried over Na<sub>2</sub>SO<sub>4</sub>, filtered, and concentrated *in vacuo*. The crude residue (118 mg) was subjected to preparative chiral HPLC through a Chiralcel OJ column (70% hexanes containing 0.1% diethylamine:EtOH). The first eluting peak was collected and concentrated *in vacuo* to provide the titled product. HRMS (ES) exact mass calculated for C<sub>20</sub>H<sub>18</sub>FN<sub>2</sub>O<sub>4</sub> (M+H<sup>+</sup>): 369.1245. Found 369.1248.

## EXAMPLE 5

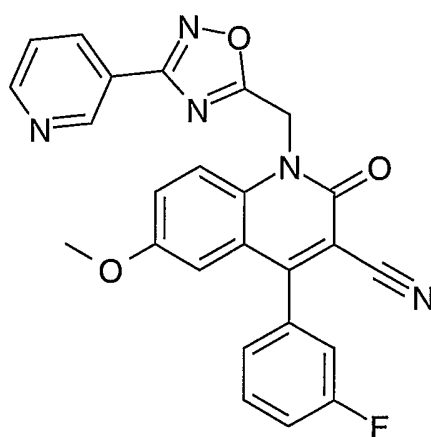
1-(2,3-Dihydroxypropyl)-4-(3-fluorophenyl)-6-methoxy-2-oxo-1,2-dihydroquinoline-3-carbonitrile, enantiomer B



- 5 The crude residue from Example 4 was subjected to preparative chiral HPLC through a Chiralcel OJ column (70% hexanes containing 0.1% diethylamine:EtOH). The second eluting peak was collected and concentrated *in vacuo* to provide the titled product. HRMS (ES) exact mass calculated for  $C_{20}H_{18}FN_2O_4$  ( $M+H^+$ ): 369.1245. Found 369.1248.

## EXAMPLE 6

- 10 4-(3-Fluorophenyl)-6-methoxy-2-oxo-1-[(3-pyridin-3-yl)-1,2,4-oxadiazol-5-yl)methyl]1,2-dihydroquinoline-3-carbonitrile



Following the procedure described in Example 3, replacing allyl iodide with 5-chloromethyl-3-(pyridin-3-yl)-1,2,4-oxadiazole, the titled compound was obtained as the second

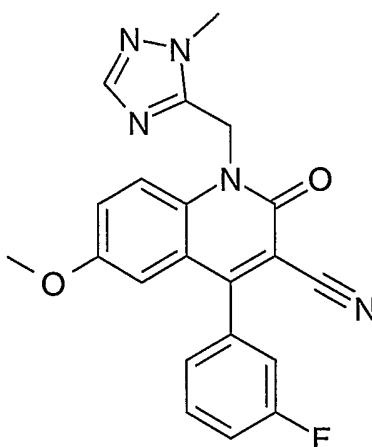


eluting product after purification by flash chromatography through silica gel (EtOAc: hexane).  $^1\text{H}$  NMR, difference nOe, and HMQC NMR spectral data for the product were consistent with the titled compound. HRMS (ES) exact mass calculated for  $\text{C}_{25}\text{H}_{17}\text{FN}_5\text{O}_3$  ( $\text{M}+\text{H}^+$ ): 454.1310. Found 454.1313.

5

## EXAMPLE 7

4-(3-Fluorophenyl)-6-methoxy-1-[(1-methyl-1H-1,2,4-triazol-5-yl)methyl]-2-oxo-1,2-dihydroquinoline-3-carbonitrile



Step A: (1-Methyl-1H-1,2,4-triazol-5-yl)methyl methanesulfonate

10 To a solution of (1-methyl-1H-1,2,4-triazol-5-yl)methanol (53 mg, 0.47 mmol) in 2 mL of dichloromethane was added triethylamine (0.13 mL, 0.94 mmol), followed by methanesulfonyl chloride (0.044 mL, 0.56 mmol). The mixture was stirred at room temperature for 3 hours, then partitioned between EtOAc and water. The organic layer was washed with saturated  $\text{NaHCO}_3$  solution and brine, dried over  $\text{Na}_2\text{SO}_4$ , filtered, and concentrated *in vacuo* to give the title product. ESI+ MS: 192.2  $[\text{M}+\text{H}]^+$ .

15

Step B: 4-(3-Fluorophenyl)-6-methoxy-1-[(1-methyl-1H-1,2,4-triazol-5-yl)methyl]-2-oxo-1,2-dihydroquinoline-3-carbonitrile

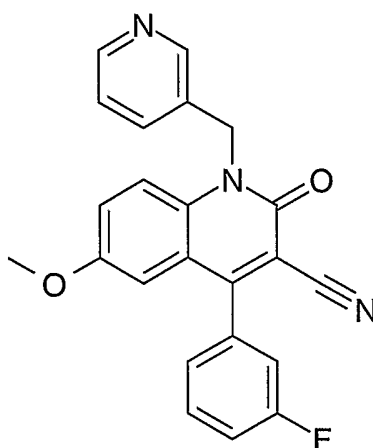
To a solution of 4-(3-fluorophenyl)-6-methoxy-2-oxo-1,2-dihydroquinoline-3-carbonitrile (46.0 mg, 0.156 mmol) in 2 mL of 1,2-dimethoxyethane and 0.5 mL of *N,N*-dimethylformamide at 0 °C was added sodium hydride (8.0 mg of 60% dispersion in mineral oil, 0.23 mmol). After 10 minutes, lithium bromide was added (27 mg, 0.31 mmol), and the reaction was stirred for one hour. A solution of (1-Methyl-1H-1,2,4-triazol-5-yl)methyl methanesulfonate

20

(33 mg, 0.17 mmol) in 0.5 mL of *N,N*-dimethylformamide was added, and the reaction was allowed to warm to room temperature. After one hour, the reaction was quenched with water and partitioned between EtOAc and water, and the organic layer was washed with brine, dried over Na<sub>2</sub>SO<sub>4</sub>, filtered, and concentrated *in vacuo*. The crude product was crystallized from EtOAc/hexane to provide the titled product. <sup>1</sup>H NMR, difference nOe, and HMQC NMR spectral data for the product were consistent with the titled compound. HRMS (ES) exact mass calculated for C<sub>21</sub>H<sub>16</sub>FN<sub>3</sub>O<sub>2</sub> (M+H<sup>+</sup>): 390.1361. Found 390.1409.

## EXAMPLE 8

4-(3-Fluorophenyl)-6-methoxy-2-oxo-1-(pyridin-3-ylmethyl)-1,2-dihydroquinoline-3-carbonitrile



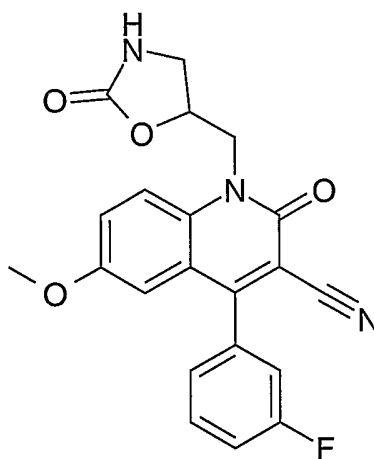
10

Following the procedure described in Step B of Example 7, replacing (1-Methyl-1*H*-1,2,4-triazol-5-yl)methyl methanesulfonate with 2-(chloromethyl)pyridine hydrochloride, and using 3 equivalents of sodium hydride, the titled compound was obtained as the first eluting product after purification by preparative reversed phase HPLC. <sup>1</sup>H NMR, difference nOe, and HMQC NMR spectral data for the product were consistent with the titled compound. HRMS (ES) exact mass calculated for C<sub>23</sub>H<sub>17</sub>FN<sub>3</sub>O<sub>2</sub> (M+H<sup>+</sup>): 386.1299. Found 386.1303.

15

## EXAMPLE 9

(±)-4-(3-Fluorophenyl)-6-methoxy-2-oxo-1-[(2-oxo-1,3-oxazolidin-5-yl)methyl]-1,2-dihydroquinoline-3-carbonitrile

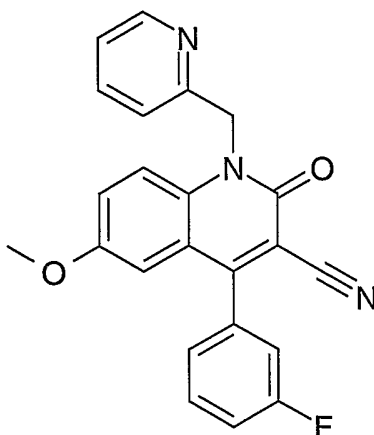


5 Following the procedure described in Example 3, replacing allyl iodide with 5-(chloromethyl)-1,3-oxazolidin-2-one, and heating the reaction in a pressure tube at 120 °C for 16 hours, the titled compound was obtained after purification by preparative reversed phase HPLC (second eluting product). <sup>1</sup>H NMR, difference nOe, COSY and HMQC NMR spectral data for the product were consistent with the titled compound. HRMS (ES) exact mass calculated for

10 C<sub>21</sub>H<sub>17</sub>FN<sub>3</sub>O<sub>4</sub> (M+H<sup>+</sup>): 394.1198. Found 394.1202.

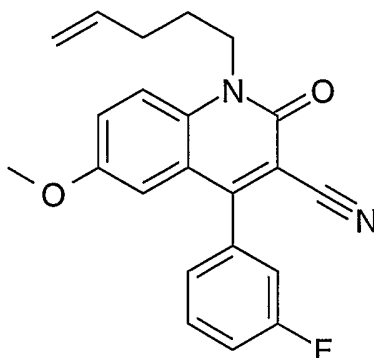
## EXAMPLE 10

4-(3-Fluorophenyl)-6-methoxy-2-oxo-1-(pyridin-2-ylmethyl)-1,2-dihydroquinoline-3-carbonitrile



Following the procedure described in Step B of Example 7, replacing (1-Methyl-1*H*-1,2,4-triazol-5-yl)methyl methanesulfonate with 2-(bromomethyl)pyridine hydrobromide, and using 3 equivalents of sodium hydride, the titled compound was obtained after purification by crystallization from EtOAc/hexane. <sup>1</sup>H NMR, difference nOe, and HMQC NMR spectral data for the product were consistent with the titled compound. HRMS (ES) exact mass calculated for C<sub>23</sub>H<sub>17</sub>FN<sub>3</sub>O<sub>2</sub> (M+H<sup>+</sup>): 386.1299. Found 386.1303.

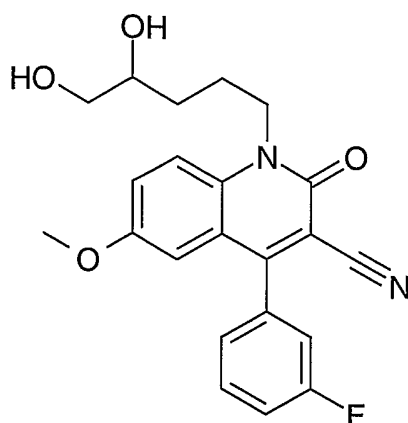
## EXAMPLE 11

4-(3-Fluorophenyl)-6-methoxy-2-oxo-1-(4-penten-1-yl)-1,2-dihydroquinoline-3-carbonitrile

10 Following the procedure described in Example 3, replacing allyl iodide with 5-bromopentene, the titled compound was obtained after purification by crystallization from EtOAc/hexane, followed by further purification by preparative reversed phase HPLC (second eluting product). <sup>1</sup>H NMR, difference nOe, and HMQC NMR spectral data for the product were consistent with the titled compound. HRMS (ES) exact mass calculated for C<sub>22</sub>H<sub>20</sub>FN<sub>2</sub>O<sub>2</sub>  
15 (M+H<sup>+</sup>): 363.1504. Found 363.1471.

## EXAMPLE 12

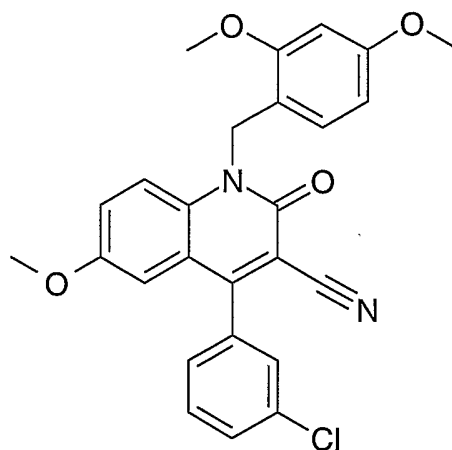
(±)-1-(4,5-Dihydroxypentyl)-4-(3-fluorophenyl)-6-methoxy-2-oxo-1,2-dihydroquinoline-3-carbonitrile



5                   Following the procedure described in Example 4, replacing 1-allyl-4-(3-fluorophenyl)-6-methoxy-2-oxo-1,2-dihydroquinoline-3-carbonitrile with 4-(3-fluorophenyl)-6-methoxy-2-oxo-1-(4-penten-1-yl)-1,2-dihydroquinoline-3-carbonitrile, the titled compound was obtained after precipitation of the crude product from EtOAc/hexane. <sup>1</sup>H-NMR (500 MHz, *d*<sub>6</sub>-DMSO) δ 7.86 (d, *J* = 9.0 Hz, 1H), 7.70 (ddd, *J* = 8.1, 7, 7 Hz, 1H), 7.52-7.57 (m, 2H), 7.49  
10 (ddd, *J* = 9.0, 8, 2.7 Hz, 1H), 7.42 (br d, *J* = 7.6 Hz, 1H), 6.75 (d, *J* = 3.0 Hz, 1H), 4.49-4.55 (m, 4H), 3.69 (s, 3H), 3.49 (m, 1H), 3.32 (m, 1H), 3.28 (m, 1H), 1.97 (m, 1H), 1.84 (m, 1H), 1.66 (m, 1H), 1.42 (m, 1H) ppm. HRMS (ES) exact mass calculated for C<sub>22</sub>H<sub>22</sub>FN<sub>2</sub>O<sub>4</sub> (M+H<sup>+</sup>): 397.1558. Found 397.1576.

## EXAMPLE 13

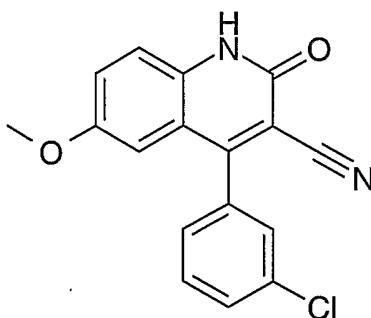
4-(3-Chlorophenyl)-1-(2,4-dimethoxybenzyl)-6-methoxy-2-oxo-1,2-dihydroquinoline-3-carbonitrile



- 5                    Following the procedures described in Steps A-D of Example 1, replacing in Step A 3-fluorobenzonitrile with 3-chlorobenzonitrile, the titled compound was obtained.

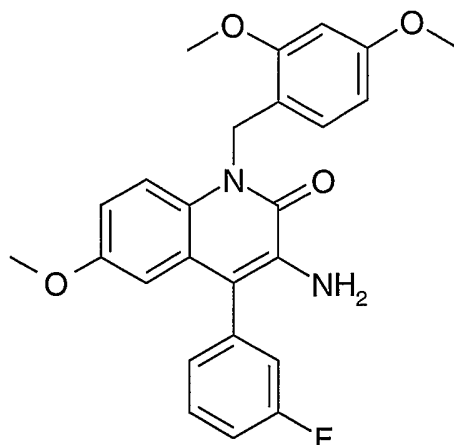
## EXAMPLE 14

4-(3-Chlorophenyl)-6-methoxy-2-oxo-1,2-dihydroquinoline-3-carbonitrile



- 10                    Following the procedure described in Example 2, replacing 1-(2,4-dimethoxybenzyl)-4-(3-fluorophenyl)-6-methoxy-2-oxo-1,2-dihydroquinoline-3-carbonitrile with 4-(3-chlorophenyl)-1-(2,4-dimethoxybenzyl)-6-methoxy-2-oxo-1,2-dihydroquinoline-3-carbonitrile, the titled compound was obtained after crystallization of the crude product from EtOAc. Proton NMR for the product was consistent with the titled compound. ESI+ MS: 311.0
- 15                    [M+H]<sup>+</sup>.

## EXAMPLE 15

3-Amino-1-(2,4-dimethoxybenzyl)-4-(3-fluorophenyl)-6-methoxyquinolin-2-(1H)-one

Step A: 2-Chloro-*N*-(2,4-dimethoxybenzyl)-*N*-[2-(3-fluorobenzoyl)-4-methoxyphenyl]acetamide

5

To a 0 °C solution of {2-[(2,4-dimethoxybenzyl)amino]-5-methoxyphenyl}(3-fluorophenyl)methanone (190 mg, 0.480 mmol) in 5 mL of dichloromethane was added triethylamine (0.335 mL, 2.40 mmol), followed by chloroacetyl chloride (0.115 mL, 1.44 mmol). After 30 minutes, another portion of chloroacetyl chloride (0.115 mL, 1.44 mmol) was added, and the mixture was stirred overnight. The reaction was partitioned between EtOAc and saturated NaHCO<sub>3</sub> solution, and the organic layer was washed with saturated NH<sub>4</sub>Cl solution and brine, dried over Na<sub>2</sub>SO<sub>4</sub>, filtered, and concentrated *in vacuo*. The titled product was isolated as a brown foam (229 mg, 100% yield) which was used in the next step without further purification ESI+ MS: 472.1 [M+H]<sup>+</sup>.

10

Step B: 1-[1-(2,4-Dimethoxybenzyl)-4-(3-fluorophenyl)-6-methoxy-2-oxo-1,2-dihydroquinolin-3-yl]pyridinium chloride

15

A solution of 2-chloro-*N*-(2,4-dimethoxybenzyl)-*N*-[2-(3-fluorobenzoyl)-4-methoxyphenyl]acetamide (229 mg, 0.485 mmol) in 3 mL of pyridine was heated to reflux. A precipitate formed while the mixture stirred overnight. After cooling the mixture to room temperature, ether was added (10 mL), and the mixture was cooled further using an ice bath. The suspension was filtered, and the filtrate was washed with cold ether and dried *in vacuo* to provide

20

the titled salt as a dark brown solid which was used in the next step without further purification. HRMS (ES) exact mass calculated for  $C_{30}H_{25}FN_2O_4$  ( $M^+$ ): 497.1871. Found 497.1884.

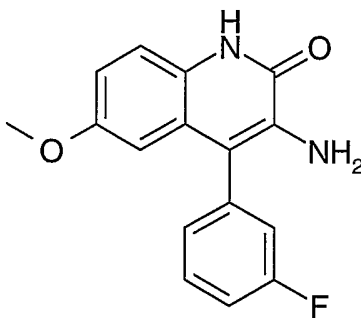
Step C: 3-Amino-1-(2,4-dimethoxybenzyl)-4-(3-fluorophenyl)-6-methoxyquinolin-2-(1H)-one

5 A solution of 1-[1-(2,4-dimethoxybenzyl)-4-(3-fluorophenyl)-6-methoxy-2-oxo-1,2-dihydroquinolin-3-yl]pyridinium chloride (225 mg, 0.422 mmol) and hydrazine (0.133 mL, 4.22 mmol) in 3 mL of ethanol was heated to reflux. After one hour, the reaction was cooled to room temperature. The reaction was partitioned between EtOAc and saturated  $NaHCO_3$  solution, and the organic layer dried over  $Na_2SO_4$ , filtered, and concentrated *in vacuo*. The crude residue  
10 was purified by flash chromatography through  $SiO_2$  (0-5% MeOH/ $CH_2Cl_2$ ) to provide the titled product as a white foam.  $^1H$ -NMR (500 MHz,  $CDCl_3$ )  $\delta$  7.55 (m, 1H), 7.18 (d,  $J = 8.5$  Hz, 2H), 7.12 (m, 1H), 6.81 (dd,  $J = 9.2, 2.7$  Hz, 1H), 6.76 (d,  $J = 8.5$  Hz, 1H), 6.52 (br s, 1H), 6.34 (dd,  $J = 8.5, 2.2$  Hz, 1H), 5.57 (s, 2H), 3.96 (s, 3H), 3.76 (s, 3H), 3.65 (s, 3H) ppm. HRMS (ES) exact mass calculated for  $C_{25}H_{23}FN_2O_4$  ( $M+H^+$ ): 435.1715. Found 435.1732.

15

## EXAMPLE 16

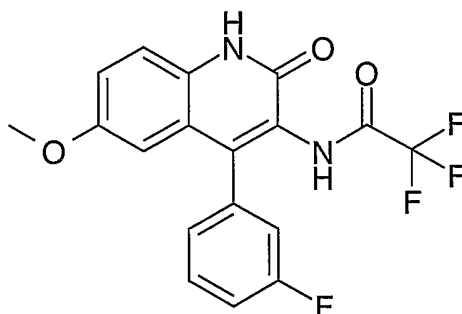
3-Amino-4-(3-fluorophenyl)-6-methoxyquinoline-2(1H)-one



To a solution of 3-amino-1-(2,4-dimethoxybenzyl)-4-(3-fluorophenyl)-6-methoxyquinolin-2-(1H)-one (62 mg, 0.143 mmol) in 3 mL of trifluoroacetic acid was added  
20 dimethyl sulfide (0.30 mL). After stirring for 2 days, the reaction was heated to reflux for 3 hours, then concentrated *in vacuo*. The crude residue was purified by flash chromatography through  $SiO_2$  (1-3% MeOH/ $CH_2Cl_2$ ) to provide the titled product as a yellow solid. Proton NMR for the product was consistent with the titled compound. HRMS (ES) exact mass calculated for  $C_{16}H_{13}FN_2O_2$  ( $M+H^+$ ): 285.1034. Found 285.1029.



## EXAMPLE 17

2,2,2-Trifluoro-N-[4-(3-fluorophenyl)-6-methoxy-2-oxo-1,2-dihydroquinolin-3-yl]acetate

The titled product was isolated as a white solid from the reaction described in

5 Example 16.  $^1\text{H-NMR}$  (500 MHz,  $\text{CDCl}_3$ )  $\delta$  11.83 (br s, 1H), 8.20 (br s, 1H), 7.55 (m, 1H), 7.35 (d,  $J = 9.0$  Hz, 1H), 7.15-7.23 (m, 3H), 7.09 (br d,  $J = 9.0$  Hz, 1H), 6.77 (d,  $J = 2.7$  Hz, 1H), 3.70 (s, 3H) ppm. HRMS (ES) exact mass calculated for  $\text{C}_{18}\text{H}_{12}\text{F}_4\text{N}_2\text{O}_3$  ( $\text{M}+\text{H}^+$ ): 381.0857. Found 381.0860.

10 Using the methodologies described below, representative compounds of the invention were evaluated and found to exhibit activity in the Kv1.5 assays, thereby demonstrating and confirming the utility of the compounds of this invention as Kv1.5 inhibitors and antiarrhythmics. Compounds of this type may exhibit forward rate-dependence, blocking the outward  $\text{K}^+$  currents to a greater extent or preferentially at faster rates of depolarization or heart rates. Such a compound could be identified in electrophysiological studies as described below.

15 For example, during a train of depolarizations delivered at frequencies of 1 Hz and 3 Hz, the block is "rate-dependent" if the amount of block observed during a 10 second train at 3 Hz is greater than that at 1 Hz. A Kv1.5 blocker may also display use-dependence, during which the block of the outward  $\text{K}^+$  currents increases with use, or during repetitive depolarization of a cardiac cell. Use dependence of block occurs to a greater extent with each successive

20 depolarization in a train or sequence of pulses or depolarizations at a given rate or frequency. For example, during a train of 10 depolarizations at a frequency of 1 Hz, the block is "use-dependent" if the amount of block is greater for the 10<sup>th</sup> pulse than for the 1<sup>st</sup> pulse of the train. A Kv1.5 blocker may exhibit both use-dependence and rate-dependence.

25 A Kv1.5 blocker may also be identified through electrophysiological studies of native  $\text{I}_{\text{Kur}}$  using cardiac myocytes or other tissue from various species including, but not limited to, human, rat, mouse, dog, monkey, ferret, rabbit, guinea pig, or goat. In native tissues Kv1.5

may exist as a homo-oligomer, or as a hetero-oligomer with other Kv family members, or may exist in a complex with a  $\beta$ -subunit. Compounds of this invention may block Kv1.5 homo- or hetero-oligomers or Kv1.5 in complexes with  $\beta$ -subunits.

## 5 Kv1.5 assays

The high throughput Kv1.5 planar patch clamp assay is a systematic primary screen. It confirms activity and provides a functional measure of the potency of agents that specifically affect Kv1.5 potassium channels. Kiss et al. (Assay and Drug Dev. Tech., 1(1-2):127-135,2003) and Schroeder et al. (J. of Biomol. Screen., 8(1);50-64, 2003) describe the use  
10 of this instrument for Kv1.5 as well as other voltage gated ion channels.

Chinese hamster ovary cells (CHO) stably expressing the human Kv1.5 potassium channel alpha subunit, cloned from human heart, are grown to 90-100% confluence in Ham's F12 medium supplemented with 10% FBS, 100 U/ml penicillin, 100  $\mu$ g/ml streptomycin, 1000  $\mu$ g/ml G-418 sulfate. Cells are subcultured by treatment with Versene, then suspended in phosphate-  
15 buffered saline (PBS) and centrifuged. The cell pellet is resuspended in PBS and the resulting suspension placed in the cell reservoir of the IonWorks<sup>TM</sup> HT instrument.

Electrophysiological recordings are performed with intracellular solution containing (mM): K-gluconate 100, KCl 40, MgCl<sub>2</sub> 3.2, EGTA 3, *N*-2-hydroxyethylpiperazine-*N*<sup>1</sup>-2-ethanesulphonic acid (HEPES) 5, adjusted to pH 7.3. Amphotericin (Sigma) is prepared as  
20 30 mg/ml stock solution and diluted to a final working concentration of 0.1 mg/ml in internal buffer solution. The external solution is Dulbecco's PBS (Invitrogen) and contains (mM): CaCl<sub>2</sub> 0.90, KCl 2.67, KPO<sub>4</sub> 1.47, MgCl<sub>2</sub> 0.50, NaCl 138, NaPO<sub>4</sub> 8.10 and has a pH of 7.4. All compounds are prepared as 10 mM stock solutions in DMSO. Compounds are diluted into external buffer, then transferred from the drug plate to the Patchplate during the experiment (final  
25 DMSO concentration <0.66% vol.).

Kv1.5 ionic currents are recorded at room temperature. Membrane currents are amplified (RMS ~10pA) and sampled at 10 kHz. Leak subtraction was performed in all experiments by applying a 160 ms hyperpolarizing (10 mV) pre-pulses 200 ms before the test pulses to measure leak conductance. The patch clamp stimulus protocol is as follows:

- 30 1. Patchplate wells are loaded with 3.5  $\mu$ L of external buffer.
2. Planar micropipette hole resistances ( $R_p$ ) is determined by applying a 10 mV, 160 ms potential difference across each hole (Hole test).
3. Cells are pipetted into the Patchplate and form high resistance seals with the 1-2  $\mu$ m holes at the bottom of each Patchplate well. A seal test scan is performed to determine how  
35 many of the Patchplate wells have cells that have formed seals.

4. In order to gain electrical access to the cells, intracellular solution containing amphotericin is circulated for 4 minutes on the bottom side of the Patchplate.
5. Pre-compound addition test pulse is applied to each well on the Patchplate. Protocol: Cells are voltage clamped at a membrane holding potential of  $-80$  mV for 15 seconds. This is followed by application of a 5 Hz stimulus train (27 x 150 ms depolarizations to  $+40$  mV). The membrane potential steps to  $+40$  mV evoke outward (positive) ionic currents.
6. Compound is added to each well of the Patchplate. Compounds are allowed to incubate for 5 minutes.
7. Post-compound addition test pulse protocol is applied. Protocol: Cells are voltage clamped at a membrane holding potential of  $-80$  mV for 15 seconds. This is followed by application of a 5 Hz stimulus train (27 x 150 ms depolarizations to  $+40$  mV).

Data analysis is conducted off-line. Paired comparisons between pre-drug and post-drug additions are used to determine the inhibitory effect of each compound. % inhibition of the peak control current during the 27<sup>th</sup> depolarization to  $+40$  mV (in the 5 Hz train) is plotted as a function of antagonist concentration. The concentrations of drug required to inhibit current by 50 % ( $IC_{50}$ ) are determined by fitting of the Hill equation to the concentration response data:

$$\% \text{ of Control} = 100 \times (1 + ([\text{Drug}]/IC_{50})^p)^{-1}$$

For each cell four arithmetic metrics are obtained:

- 1) seal resistance
- 2) baseline metric (the mean current at  $-70$  mV from 5 to 45 ms before the first depolarization to  $+40$  mV)
- 3) current run up metric (pre-compound mean current amplitude during the 1<sup>st</sup> depolarization to  $+40$  mV minus the pre-compound mean current amplitude during the 27<sup>th</sup> depolarization to  $+40$  mV)
- 4) peak current (maximum current amplitude during the 27<sup>th</sup> depolarization to  $+40$  mV during the 5 Hz train).

All metrics are obtained during both the pre- and post-compound addition traces. Cells are eliminated from further analysis if:

- 1) seal resistance is  $<50$  M $\Omega$
- 2) baseline metric is  $>\pm 100$  pA during the pre-compound
- 3) current run up metric is  $>-0.2$  nA
- 4) pre-read peak metric is  $<400$  pA.

The above-listed compounds provide  $\geq 20\%$  inhibition at a concentration of 33  $\mu\text{M}$  or less in the high throughput Kv1.5 planar patch clamp assay described above.

Atomic Absorption Spectroscopy Protocol:

5 This assay identifies agents that specifically block the human Kv1.5 K<sup>+</sup> channel heterologously expressed in CHO cells as measured by Rb<sup>+</sup> efflux using Flame Atomic Absorption Spectroscopy (FAAS). The application of FAAS for measuring ion channel activity was adapted from Terstappen *et al*, *Anal. Biochem.*, 272:149-155, 1999.

10 CHO cells expressing human Kv1.5 are cultured as described above, then harvested with trypsin-EDTA and washed with medium.

1. 40,000 cells per well are seeded in a 96-well cell culture plate (assay plate) and the cells are allowed to grow for 48 hours at 37°C.
2. The medium is removed and 200  $\mu\text{l}$  of Rb Load Buffer (Aurora Biomed, Vancouver, BC) is added for 3 hours at 37°C under 5% CO<sub>2</sub>.
- 15 3. The cells are washed 5 times with 200  $\mu\text{l}$  Hank's Balanced Salt Solution (HBSS) followed by the addition of 100  $\mu\text{l}$  HBSS containing test compound or 0.5 % DMSO.
4. After 10 min, 100  $\mu\text{l}$  of HEPES-buffered saline containing 140 mM KCl is added and plate is incubated at RT for 5 min. with gentle shaking.
5. Immediately thereafter, 150  $\mu\text{l}$  of supernatant is transferred to a fresh 96 well plate and the remaining supernatant aspirated.
- 20 6. 120  $\mu\text{l}$  of Cell Lysis Buffer (Aurora Biomed, Vancouver, BC) is added to the assay plate and shaken for 10 min. prior to analysis.
7. Rb content is measured in samples of supernatant (SUP) and lysate (LYS) using an ICR-8000 automated AAS instrument (Aurora Biomed, Vancouver, BC).

25  $\% \text{ FLUX} = 100\% * (\text{SUP} / (\text{LYS} + \text{SUP}))$ .  $\% \text{ INH} = 100\% * (1 - (\text{A} - \text{B}) / (\text{C} - \text{B}))$ , where A is % FLUX in the presence of tested compound, B is % FLUX in the presence of 10 mM (6-methoxy-2-methyl-1-oxo-4-phenyl-1,2-dihydroisoquinolin-3-yl)-N,N-dimethylmethanaminium chloride, C is % FLUX in the presence of 0.25% DMSO.

30 The above-listed compounds provide  $\geq 25\%$  inhibition at a concentration of 25  $\mu\text{M}$  or less in the AAS assay described above.

The compounds of this invention can be administered for the treatment or prevention of afflictions, diseases and illnesses according to the invention by any means that effects contact of the active ingredient compound with the site of action in the body of a warm-blooded animal. For example, administration, can be oral, topical, including transdermal, ocular,

35

buccal, intranasal, inhalation, intravaginal, rectal, intracisternal and parenteral. The term "parenteral" as used herein refers to modes of administration which include subcutaneous, intravenous, intramuscular, intraarticular injection or infusion, intrasternal and intraperitoneal.

5 The compounds can be administered by any conventional means available for use in conjunction with pharmaceuticals, either as individual therapeutic agents or in a combination of therapeutic agents. They can be administered alone, but are generally administered with a pharmaceutical carrier selected on the basis of the chosen route of administration and standard pharmaceutical practice.

10 For the purpose of this disclosure, a warm-blooded animal is a member of the animal kingdom possessed of a homeostatic mechanism and includes mammals and birds.

The dosage administered will be dependent on the age, health and weight of the recipient, the extent of disease, kind of concurrent treatment, if any, frequency of treatment and the nature of the effect desired. Usually, a daily dosage of active ingredient compound will be from about 1-500 milligrams per day. Ordinarily, from 10 to 100 milligrams per day in one or  
15 more applications is effective to obtain desired results. These dosages are the effective amounts for the treatment and prevention of afflictions, diseases and illnesses described above, e.g., cardiac arrhythmias such as atrial fibrillation, atrial flutter, atrial arrhythmia, and supraventricular tachycardia, thromboembolic events such as stroke and congestive heart failure, and immunodepression.

20 The active ingredient can be administered orally in solid dosage forms, such as capsules, tablets, troches, dragées, granules and powders, or in liquid dosage forms, such as elixirs, syrups, emulsions, dispersions, and suspensions. The active ingredient can also be administered parenterally, in sterile liquid dosage forms, such as dispersions, suspensions or solutions. Other dosage forms that can also be used to administer the active ingredient as an  
25 ointment, cream, drops, transdermal patch or powder for topical administration, as an ophthalmic solution or suspension formation, i.e., eye drops, for ocular administration, as an aerosol spray or powder composition for inhalation or intranasal administration, or as a cream, ointment, spray or suppository for rectal or vaginal administration.

30 Gelatin capsules contain the active ingredient and powdered carriers, such as lactose, starch, cellulose derivatives, magnesium stearate, stearic acid, and the like. Similar diluents can be used to make compressed tablets. Both tablets and capsules can be manufactured as sustained release products to provide for continuous release of medication over a period of hours. Compressed tablets can be sugar coated or film coated to mask any unpleasant taste and protect the tablet from the atmosphere, or enteric coated for selective disintegration in the  
35 gastrointestinal tract.

Liquid dosage forms for oral administration can contain coloring and flavoring to increase patient acceptance.

In general, water, a suitable oil, saline, aqueous dextrose (glucose), and related sugar solutions and glycols such as propylene glycol or polyethylene glycols are suitable carriers for parenteral solutions. Solutions for parenteral administration preferably contain a water soluble salt of the active ingredient, suitable stabilizing agents, and if necessary, buffer substances. Antioxidizing agents such as sodium bisulfite, sodium sulfite, or ascorbic acid, either alone or combined, are suitable stabilizing agents. Also used are citric acid and its salts and sodium EDTA. In addition, parenteral solutions can contain preservatives, such as benzalkonium chloride, methyl- or propylparaben, and chlorobutanol.

Suitable pharmaceutical carriers are described in *Remington's Pharmaceutical Sciences*, A. Osol, a standard reference text in this field.

For administration by inhalation, the compounds of the present invention may be conveniently delivered in the form of an aerosol spray presentation from pressurized packs or nebulisers. The compounds may also be delivered as powders which may be formulated and the powder composition may be inhaled with the aid of an insufflation powder inhaler device. The preferred delivery system for inhalation is a metered dose inhalation (MDI) aerosol, which may be formulated as a suspension or solution of a compound of Formula I in suitable propellants, such as fluorocarbons or hydrocarbons.

For ocular administration, an ophthalmic preparation may be formulated with an appropriate weight percent solution or suspension of the compounds of Formula I in an appropriate ophthalmic vehicle, such that the compound is maintained in contact with the ocular surface for a sufficient time period to allow the compound to penetrate the corneal and internal regions of the eye.

Useful pharmaceutical dosage-forms for administration of the compounds of this invention include, but are not limited to, hard and soft gelatin capsules, tablets, parenteral injectables, and oral suspensions.

A large number of unit capsules are prepared by filling standard two-piece hard gelatin capsules each with 100 milligrams of powdered active ingredient, 150 milligrams of lactose, 50 milligrams of cellulose, and 6 milligrams magnesium stearate.

5 A mixture of active ingredient in a digestible oil such as soybean oil, cottonseed oil or olive oil is prepared and injected by means of a positive displacement pump into gelatin to form soft gelatin capsules containing 100 milligrams of the active ingredient. The capsules are washed and dried.

10 A large number of tablets are prepared by conventional procedures so that the dosage unit is 100 milligrams of active ingredient, 0.2 milligrams of colloidal silicon dioxide, 5 milligrams of magnesium stearate, 275 milligrams of microcrystalline cellulose, 11 milligrams of starch and 98.8 milligrams of lactose. Appropriate coatings may be applied to increase palatability or delay absorption.

15 A parenteral composition suitable for administration by injection is prepared by stirring 1.5% by weight of active ingredient in 10% by volume propylene glycol. The solution is made to volume with water for injection and sterilized.

An aqueous suspension is prepared for oral administration so that each 5 milliliters contain 100 milligrams of finely divided active ingredient, 100 milligrams of sodium carboxymethyl cellulose, 5 milligrams of sodium benzoate, 1.0 grams of sorbitol solution, U.S.P., and 0.025 milliliters of vanillin.

20 The same dosage forms can generally be used when the compounds of this invention are administered stepwise or in conjunction with another therapeutic agent. When drugs are administered in physical combination, the dosage form and administration route should be selected depending on the compatibility of the combined drugs. Thus the term coadministration is understood to include the administration of the two agents concomitantly or sequentially, or alternatively as a fixed dose combination of the two active components.

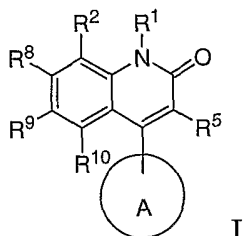
25 Compounds of the invention can be administered as the sole active ingredient or in combination with a second active ingredient, including other antiarrhythmic agents having Kv1.5 blocking activities such as quinidine, propafenone, ambasilide, amiodarone, flecainide, sotalol, bretylium, dofetilide, almokalant, bepridil, clofilium, other compounds having Kv1.5 blocking activities such as clotrimazole, ketoconazole, bupivacaine, erythromycin, verapamil, nifedipine, zatebradine, bisindolylmaleimide, or other cardiovascular agents such as, but not limited to, ACE inhibitors such as benazepril, captopril, enalapril, fosinopril, lisinopril, moexipril, perindopril erbumine, quinapril, ramipril, andtrandolapril, angiotensin II antagonists such as candesartan, eprosartan, irbesartan, losartan, olmesartan, telmisartan, and valsartan, cardiac glycosides such as digoxin, L-type calcium channel blockers, T-type calcium channel

blockers, selective and nonselective beta blockers, an immunosuppressant compound, endothelin antagonists, thrombin inhibitors, aspirin, nonselective NSAIDs other than aspirin such as naproxen, warfarin, factor Xa inhibitors, low molecular weight heparin, unfractionated heparin, clopidogrel, ticlopidine, IIb/IIIa receptor antagonists such as tirofiban, 5HT receptor antagonists, 5 integrin receptor antagonists, thromboxane receptor antagonists, TAFI inhibitors and P2T receptor antagonists. Compounds of the invention can also be administered as the sole active ingredient or in combination with a pacemaker or defibrillator device.



## WHAT IS CLAIMED IS:

1. A compound of the structure:



- 5 or a pharmaceutically acceptable salt thereof, wherein

A is

a) an aryl ring, wherein any stable aryl ring atom is independently unsubstituted or substituted with

- 10
- 1) halogen,
  - 2) NO<sub>2</sub>,
  - 3) CN,
  - 4) CR<sup>46</sup>=C(R<sup>47</sup>R<sup>48</sup>)<sub>2</sub>,
  - 5) C≡C R<sup>46</sup>,
  - 6) (CR<sup>i</sup>R<sup>j</sup>)<sub>r</sub>OR<sup>46</sup>,
  - 15 7) (CR<sup>i</sup>R<sup>j</sup>)<sub>r</sub>N(R<sup>46</sup>R<sup>47</sup>),
  - 8) (CR<sup>i</sup>R<sup>j</sup>)<sub>r</sub> C(O)R<sup>46</sup>,
  - 9) (CR<sup>i</sup>R<sup>j</sup>)<sub>r</sub> C(O)OR<sup>46</sup>,
  - 10) (CR<sup>i</sup>R<sup>j</sup>)<sub>r</sub>R<sup>46</sup>,
  - 11) (CR<sup>i</sup>R<sup>j</sup>)<sub>r</sub> S(O)<sub>0-2</sub>R<sup>61</sup>,
  - 20 12) (CR<sup>i</sup>R<sup>j</sup>)<sub>r</sub> S(O)<sub>0-2</sub>N(R<sup>46</sup>R<sup>47</sup>),
  - 13) OS(O)<sub>0-2</sub>R<sup>61</sup>,
  - 14) N(R<sup>46</sup>)C(O)R<sup>47</sup>,
  - 15) N(R<sup>46</sup>)S(O)<sub>0-2</sub>R<sup>61</sup>,
  - 16) (CR<sup>i</sup>R<sup>j</sup>)<sub>r</sub>N(R<sup>46</sup>)R<sup>61</sup>,
  - 25 17) (CR<sup>i</sup>R<sup>j</sup>)<sub>r</sub>N(R<sup>46</sup>)R<sup>61</sup>OR<sup>47</sup>,
  - 18) (CR<sup>i</sup>R<sup>j</sup>)<sub>r</sub>N(R<sup>46</sup>)(CR<sup>k</sup>R<sup>l</sup>)<sub>s</sub>C(O)N(R<sup>47</sup>R<sup>48</sup>),
  - 19) N(R<sup>46</sup>)(CR<sup>i</sup>R<sup>j</sup>)<sub>r</sub>R<sup>61</sup>,
  - 20) N(R<sup>46</sup>)(CR<sup>i</sup>R<sup>j</sup>)<sub>r</sub>N(R<sup>47</sup>R<sup>48</sup>),
  - 21) (CR<sup>i</sup>R<sup>j</sup>)<sub>r</sub>C(O)N(R<sup>47</sup>R<sup>48</sup>), or

22) oxo, or

b) a heteroaryl ring selected from the group consisting of

a 5-membered unsaturated monocyclic ring with 1, 2, 3 or 4 heteroatom ring atoms selected from the group consisting of N, O or S,

5 a 6-membered unsaturated monocyclic ring with 1, 2, 3 or 4 heteroatom ring atoms selected from the group consisting of N, O and S, and

a 9- or 10-membered unsaturated bicyclic ring with 1, 2, 3 or 4 heteroatom ring atoms selected from the group consisting of N, O or S;

10 wherein any stable S heteroaryl ring atom is unsubstituted or mono- or di-substituted with oxo, and any stable C or N heteroaryl ring atom is independently unsubstituted or substituted with

1) halogen,

2) NO<sub>2</sub>,

15 3) CN,

4) CR<sup>46</sup>=C(R<sup>47</sup>R<sup>48</sup>)<sub>2</sub>,

5) C≡CR<sup>46</sup>,

6) (CR<sup>i</sup>R<sup>j</sup>)<sub>r</sub>OR<sup>46</sup>,

7) (CR<sup>i</sup>R<sup>j</sup>)<sub>r</sub>N(R<sup>46</sup>R<sup>47</sup>),

20 8) (CR<sup>i</sup>R<sup>j</sup>)<sub>r</sub> C(O)R<sup>46</sup>,

9) (CR<sup>i</sup>R<sup>j</sup>)<sub>r</sub> C(O)OR<sup>46</sup>,

10) (CR<sup>i</sup>R<sup>j</sup>)<sub>r</sub>R<sup>46</sup>,

11) (CR<sup>i</sup>R<sup>j</sup>)<sub>r</sub> S(O)<sub>0-2</sub>R<sup>61</sup>,

12) (CR<sup>i</sup>R<sup>j</sup>)<sub>r</sub> S(O)<sub>0-2</sub>N(R<sup>46</sup>R<sup>47</sup>),

25 13) OS(O)<sub>0-2</sub>R<sup>61</sup>,

14) N(R<sup>46</sup>)C(O)R<sup>47</sup>,

15) N(R<sup>46</sup>)S(O)<sub>0-2</sub>R<sup>61</sup>,

16) (CR<sup>i</sup>R<sup>j</sup>)<sub>r</sub>N(R<sup>46</sup>)R<sup>61</sup>,

17) (CR<sup>i</sup>R<sup>j</sup>)<sub>r</sub>N(R<sup>46</sup>)R<sup>61</sup>OR<sup>47</sup>,

30 18) (CR<sup>i</sup>R<sup>j</sup>)<sub>r</sub>N(R<sup>46</sup>)(CR<sup>k</sup>R<sup>l</sup>)<sub>s</sub>C(O)N(R<sup>47</sup>R<sup>48</sup>),

19) N(R<sup>46</sup>)(CR<sup>i</sup>R<sup>j</sup>)<sub>r</sub>R<sup>61</sup>,

20) N(R<sup>46</sup>)(CR<sup>i</sup>R<sup>j</sup>)<sub>r</sub>N(R<sup>47</sup>R<sup>48</sup>),

21) (CR<sup>i</sup>R<sup>j</sup>)<sub>r</sub>C(O)N(R<sup>47</sup>R<sup>48</sup>), or

22) oxo;

35

R<sup>1</sup> is selected from the group consisting of


- 1) hydrogen,
- 2) (CR<sup>a</sup>R<sup>b</sup>)<sub>n</sub>R<sup>40</sup>
- 3) (CR<sup>a</sup>R<sup>b</sup>)<sub>n</sub>OR<sup>40</sup>,
- 5 4) (CR<sup>a</sup>R<sup>b</sup>)<sub>n</sub>N(R<sup>40</sup>R<sup>41</sup>),
- 5) (CR<sup>a</sup>R<sup>b</sup>)<sub>n</sub>N(R<sup>40</sup>)C(O)OR<sup>41</sup>,
- 6) (CR<sup>a</sup>R<sup>b</sup>)<sub>n</sub>N(R<sup>40</sup>)(CR<sup>c</sup>R<sup>d</sup>)<sub>2</sub>N(R<sup>41</sup>)C(O)R<sup>49</sup>,
- 7) C<sub>2-6</sub> alkenyl,
- 8) C<sub>3-8</sub> cycloalkyl,
- 10 9) (CR<sup>a</sup>R<sup>b</sup>)<sub>n</sub>C(O)OR<sup>40</sup>,
- 10) (CR<sup>a</sup>R<sup>b</sup>)<sub>n</sub>N(R<sup>40</sup>)(CR<sup>c</sup>R<sup>d</sup>)<sub>1-3</sub>R<sup>41</sup>,
- 11) (CR<sup>a</sup>R<sup>b</sup>)<sub>n</sub>S(O)<sub>0-2</sub>R<sup>6</sup>,
- 12) (CR<sup>a</sup>R<sup>b</sup>)<sub>n</sub>S(O)<sub>0-2</sub>N(R<sup>40</sup>R<sup>41</sup>),
- 13) (CR<sup>a</sup>R<sup>b</sup>)<sub>n</sub>N(R<sup>40</sup>)R<sup>6</sup>OR<sup>41</sup>, and
- 15 14) (CR<sup>a</sup>R<sup>b</sup>)<sub>n</sub>N(R<sup>40</sup>)(CR<sup>c</sup>R<sup>d</sup>)<sub>0-6</sub>C(O)N(R<sup>41</sup>R<sup>42</sup>);

R<sup>2</sup>, R<sup>8</sup>, R<sup>9</sup> and R<sup>10</sup> are independently selected from:

- 1) hydrogen,
- 2) halogen,
- 3) NO<sub>2</sub>,
- 20 4) CN,
- 5) CR<sup>43</sup>=C(R<sup>44</sup>R<sup>45</sup>),
- 6) C≡CR<sup>43</sup>,
- 7) (CR<sup>e</sup>R<sup>f</sup>)<sub>p</sub>OR<sup>43</sup>,
- 8) (CR<sup>e</sup>R<sup>f</sup>)<sub>p</sub>N(R<sup>43</sup>R<sup>44</sup>),
- 25 9) (CR<sup>e</sup>R<sup>f</sup>)<sub>p</sub>C(O)R<sup>43</sup>,
- 10) (CR<sup>e</sup>R<sup>f</sup>)<sub>p</sub>C(O)OR<sup>43</sup>,
- 11) (CR<sup>e</sup>R<sup>f</sup>)<sub>p</sub>R<sup>43</sup>,
- 12) (CR<sup>e</sup>R<sup>f</sup>)<sub>p</sub>S(O)<sub>0-2</sub>R<sup>60</sup>,
- 13) (CR<sup>e</sup>R<sup>f</sup>)<sub>p</sub>S(O)<sub>0-2</sub>N(R<sup>43</sup>R<sup>44</sup>),
- 30 14) OS(O)<sub>0-2</sub>R<sup>60</sup>,
- 15) N(R<sup>43</sup>)C(O)R<sup>44</sup>,
- 16) N(R<sup>43</sup>)S(O)<sub>0-2</sub>R<sup>60</sup>,
- 17) (CR<sup>e</sup>R<sup>f</sup>)<sub>p</sub>N(R<sup>43</sup>)R<sup>60</sup>,
- 18) (CR<sup>e</sup>R<sup>f</sup>)<sub>p</sub>N(R<sup>43</sup>)R<sup>60</sup>OR<sup>44</sup>,

- 19)  $(\text{CR}^e\text{R}^f)_p\text{N}(\text{R}^{43})(\text{CR}^g\text{R}^h)_q\text{C}(\text{O})\text{N}(\text{R}^{44}\text{R}^{45})$ ,  
 20)  $\text{N}(\text{R}^{43})(\text{CR}^e\text{R}^f)_p\text{R}^{60}$ ,  
 21)  $\text{N}(\text{R}^{43})(\text{CR}^e\text{R}^f)_p\text{N}(\text{R}^{44}\text{R}^{45})$ , and  
 22)  $(\text{CR}^e\text{R}^f)_p\text{C}(\text{O})\text{N}(\text{R}^{43}\text{R}^{44})$ ,

5 or  $\text{R}^2$  and  $\text{R}^8$  are independently as defined above, and  $\text{R}^9$  and  $\text{R}^{10}$ , together with the atoms to which they are attached, form the ring



$\text{R}^a, \text{R}^b, \text{R}^c, \text{R}^d, \text{R}^e, \text{R}^f, \text{R}^g, \text{R}^h, \text{R}^i, \text{R}^j, \text{R}^k$ , and  $\text{R}^l$  are independently selected from the group consisting of:

- 10 1) hydrogen,  
 2)  $\text{C}_1\text{-C}_6$  alkyl,  
 3) halogen,  
 4) aryl,  
 5)  $\text{R}^{80}$ ,  
 15 6)  $\text{C}_3\text{-C}_{10}$  cycloalkyl, and  
 7)  $\text{OR}^4$ ,

said alkyl, aryl, and cycloalkyl being unsubstituted, monosubstituted with  $\text{R}^7$ , disubstituted with  $\text{R}^7$ , disubstituted with  $\text{R}^7$  and  $\text{R}^{15}$ , trisubstituted with  $\text{R}^7, \text{R}^{15}$  and  $\text{R}^{16}$ , or tetrasubstituted with  $\text{R}^7, \text{R}^{15}, \text{R}^{16}$  and;

20  $\text{R}^4, \text{R}^{40}, \text{R}^{41}, \text{R}^{42}, \text{R}^{43}, \text{R}^{44}, \text{R}^{45}, \text{R}^{46}, \text{R}^{47}, \text{R}^{48}, \text{R}^{49}, \text{R}^{51}$ , and  $\text{R}^{52}$  are independently selected from:

- 1) hydrogen,  
 2)  $\text{C}_1\text{-C}_6$  alkyl,  
 3)  $\text{C}_3\text{-C}_{10}$  cycloalkyl,  
 25 4) aryl,  
 5)  $\text{R}^{81}$ ,  
 6)  $\text{CF}_3$ ,  
 7)  $\text{C}_2\text{-C}_6$  alkenyl, and  
 8)  $\text{C}_2\text{-C}_6$  alkynyl,

said alkyl, aryl, and cycloalkyl is unsubstituted, mono-substituted with R<sup>18</sup>, di-substituted with R<sup>18</sup> and R<sup>19</sup>, tri-substituted with R<sup>18</sup>, R<sup>19</sup> and R<sup>20</sup>, or tetra-substituted with R<sup>18</sup>, R<sup>19</sup>, R<sup>20</sup> and R<sup>21</sup>;

R<sup>6</sup>, R<sup>60</sup>, R<sup>61</sup> and R<sup>63</sup> are independently selected from:

- 5
- 1) C<sub>1</sub>-C<sub>6</sub> alkyl,
  - 2) aryl,
  - 3) R<sup>83</sup>, and
  - 4) C<sub>3</sub>-C<sub>10</sub> cycloalkyl;

10 said alkyl, aryl, and cycloalkyl is unsubstituted, mono-substituted with R<sup>26</sup>, di-substituted with R<sup>26</sup> and R<sup>27</sup>, tri-substituted with R<sup>26</sup>, R<sup>27</sup> and R<sup>28</sup>, or tetra-substituted with R<sup>26</sup>, R<sup>27</sup>, R<sup>28</sup> and R<sup>29</sup>;

R<sup>7</sup>, R<sup>15</sup>, R<sup>16</sup>, R<sup>17</sup>, R<sup>18</sup>, R<sup>19</sup>, R<sup>20</sup>, R<sup>21</sup>, R<sup>26</sup>, R<sup>27</sup>, R<sup>28</sup>, and R<sup>29</sup> are independently selected from:

- 15
- 1) C<sub>1</sub>-C<sub>6</sub> alkyl,
  - 2) halogen,
  - 3) OR<sup>51</sup>,
  - 4) CF<sub>3</sub>,
  - 5) aryl,
  - 6) C<sub>3</sub>-C<sub>10</sub> cycloalkyl,
  - 20 7) R<sup>84</sup>,
  - 8) S(O)<sub>0-2</sub>N(R<sup>51</sup>R<sup>52</sup>),
  - 9) C(O)OR<sup>51</sup>,
  - 10) C(O)R<sup>51</sup>,
  - 11) CN,
  - 25 12) C(O)N(R<sup>51</sup>R<sup>52</sup>),
  - 13) N(R<sup>51</sup>)C(O)R<sup>52</sup>,
  - 14) S(O)<sub>0-2</sub>R<sup>63</sup>,
  - 15) NO<sub>2</sub>, and
  - 16) N(R<sup>51</sup>R<sup>52</sup>);

30 R<sup>80</sup>, R<sup>81</sup>, R<sup>83</sup> and R<sup>84</sup> are independently selected from a group of unsubstituted or substituted heterocyclic rings consisting of a 4-6 membered unsaturated or saturated monocyclic ring with 1, 2, 3 or 4 heteroatom ring atoms selected from the group consisting N, O and S, and a 9- or 10-membered unsaturated or saturated bicyclic ring with 1, 2, 3 or 4 heteroatom ring atoms selected from the group consisting or N, O or S;

R<sup>5</sup> is selected from the group consisting of

- 1) C<sub>1-6</sub>alkylene-C(O)R<sup>11</sup>,
- 2) C<sub>1-6</sub>alkylene-C(O)R<sup>13</sup>,
- 3) C(O)R<sup>11</sup>,
- 4) C(O)R<sup>13</sup>,
- 5) C(O)OR<sup>11</sup>,
- 6) C(O)OR<sup>13</sup>,
- 7) C(O)N(R<sup>11</sup>R<sup>11</sup>),
- 8) C(O)N(R<sup>13</sup>R<sup>13</sup>),
- 9) C(O)N(R<sup>11</sup>R<sup>13</sup>),
- 10) CN,
- 11) NHC(O)R<sup>11</sup>,
- 12) NHC(O)CF<sub>3</sub>, and
- 13) NHC(O)C<sub>2-6</sub>alkyl;

R<sup>11</sup> is selected from the group consisting of

- 1) aryl, and
- 2) an unsubstituted or substituted heterocyclic ring consisting of a 4-6 membered unsaturated or saturated monocyclic ring with 1, 2, 3 or 4 heteroatom ring atoms selected from the group consisting N, O and S, and a 9- or 10-membered unsaturated or saturated bicyclic ring with 1, 2, 3 or 4 heteroatom ring atoms selected from the group consisting or N, O or S; and

R<sup>13</sup> is selected from the group consisting of

- 1) C<sub>1-6</sub>alkyl,
- 2) C<sub>1-6</sub>alkyloxy,
- 3) C<sub>1-6</sub>alkenyl,
- 4) C<sub>1-6</sub>alkynyl, and
- 5) CF<sub>3</sub>;

n, p, q, r, and s are independently 0, 1, 2, 3, 4, 5 or 6.

2. A compound of Claim 1, or a pharmaceutically acceptable salt thereof,

wherein


A is an aryl ring selected from phenyl, unsubstituted or substituted as in Claim 1, or a heteroaryl ring, unsubstituted or substituted as in Claim 1, selected from the group consisting of pyridine, pyrimidine, pyrazine, pyridazine, indole, pyrrolopyridine, benzimidazole, benzoxazole, benzothiazole, and benzoxadiazole;

R<sup>2</sup>, R<sup>8</sup>, R<sup>9</sup> and R<sup>10</sup> are independently selected from the group consisting of:

- 1) hydrogen,
- 2) halogen,
- 3) OR<sup>43</sup>, and
- 4) (CR<sup>e</sup>R<sup>f</sup>)<sub>p</sub>R<sup>43</sup>,

5

or R<sup>2</sup> and R<sup>8</sup> are independently as defined above, and R<sup>9</sup> and R<sup>10</sup>, together with the atoms to which they are attached, form the ring



R<sup>1</sup> is selected from the group consisting of

10

- 1) hydrogen,
- 2) (CR<sup>a</sup>R<sup>b</sup>)<sub>1-6</sub>R<sup>40</sup>
- 3) (CR<sup>a</sup>R<sup>b</sup>)<sub>1-6</sub>OR<sup>40</sup>,
- 4) (CR<sup>a</sup>R<sup>b</sup>)<sub>1-2</sub>N(R<sup>40</sup>R<sup>41</sup>),
- 5) (CR<sup>a</sup>R<sup>b</sup>)<sub>1-2</sub>N(R<sup>40</sup>)C(O)OR<sup>41</sup>,
- 6) (CR<sup>a</sup>R<sup>b</sup>)<sub>1-2</sub>N(R<sup>40</sup>)(CR<sup>c</sup>R<sup>d</sup>)<sub>2</sub>N(R<sup>41</sup>)C(O)R<sup>49</sup>,
- 7) (CR<sup>a</sup>R<sup>b</sup>)<sub>1-2</sub>C(O)OR<sup>40</sup>,
- 8) (CR<sup>a</sup>R<sup>b</sup>)<sub>1-2</sub>N(R<sup>40</sup>)(CR<sup>c</sup>R<sup>d</sup>)<sub>1-3</sub>R<sup>41</sup>,
- 9) C<sub>2-6</sub> alkenyl, and
- 10) cyclopropyl.

15

20

3. A compound of Claim 2, or a pharmaceutically acceptable salt thereof, wherein R<sup>2</sup>, R<sup>8</sup> and R<sup>10</sup> are hydrogen, and R<sup>9</sup> is OR<sup>43</sup>.

25

4. A compound of Claim 3, or a pharmaceutically acceptable salt thereof, wherein R<sup>1</sup> is selected from the group consisting of hydrogen, C<sub>2-6</sub>alkenyl, and C<sub>1-6</sub>alkylene-R<sup>40</sup>.

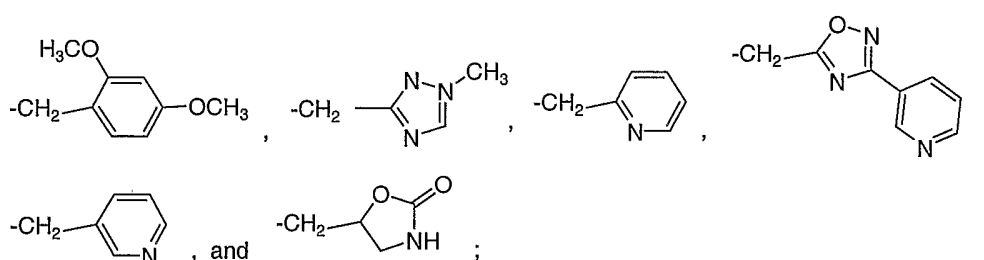
30

5. A compound of Claim 4, or a pharmaceutically acceptable salt thereof, wherein A is a phenyl ring, unsubstituted or substituted with halogen.

6. A compound of Claim 5, or a pharmaceutically acceptable salt thereof, wherein R<sup>5</sup> is selected from the group consisting of CN, NHC(O)R<sup>11</sup>, NHC(O)CF<sub>3</sub>, and NHC(O)C<sub>2-6</sub>alkyl.

5 7. A compound of Claim 6, or a pharmaceutically acceptable salt thereof, wherein  
A is fluorophenyl or chlorophenyl;

R<sup>1</sup> is selected from the group consisting of hydrogen, -CH<sub>2</sub>CH(OH)CH<sub>2</sub>OH, CH<sub>2</sub>CHCH<sub>2</sub>,



10 R<sup>5</sup> is selected from the group consisting of -CN and -NHC(O)CF<sub>3</sub>; and

R<sup>9</sup> is -OCH<sub>3</sub>.

8. A compound of Claim 7, or a pharmaceutically acceptable salt thereof, selected from the group consisting of

15 1-(2,4-Dimethoxybenzyl)-4-(3-fluorophenyl)-6-methoxy-2-oxo-1,2-dihydroquinoline-3-carbonitrile,

4-(3-Fluorophenyl)-6-methoxy-2-oxo-1,2-dihydroquinoline-3-carbonitrile,

20 1-Allyl-4-(3-fluorophenyl)-6-methoxy-2-oxo-1,2-dihydroquinoline-3-carbonitrile,

1-(2,3-Dihydroxypropyl)-4-(3-fluorophenyl)-6-methoxy-2-oxo-1,2-dihydroquinoline-3-carbonitrile,

25 4-(3-Fluorophenyl)-6-methoxy-2-oxo-1-[(3-pyridin-3-yl-1,2,4-oxadiazol-5-yl)methyl]1,2-dihydroquinoline-3-carbonitrile,



4-(3-Fluorophenyl)-6-methoxy-1-[(1-methyl-1*H*-1,2,4-triazol-5-yl)methyl]-2-oxo-1,2-dihydroquinoline-3-carbonitrile,

5 4-(3-Fluorophenyl)-6-methoxy-2-oxo-1-(pyridin-3-ylmethyl)-1,2-dihydroquinoline-3-carbonitrile,

(±)-4-(3-Fluorophenyl)-6-methoxy-2-oxo-1-[(2-oxo-1,3-oxazolidin-5-yl)methyl]-1,2-dihydroquinoline-3-carbonitrile,

10 4-(3-Fluorophenyl)-6-methoxy-2-oxo-1-(pyridin-2-ylmethyl)-1,2-dihydroquinoline-3-carbonitrile,

4-(3-Fluorophenyl)-6-methoxy-2-oxo-1-(4-penten-1-yl)-1,2-dihydroquinoline-3-carbonitrile,

15 (±)-1-(4,5-Dihydroxypentyl)-4-(3-fluorophenyl)-6-methoxy-2-oxo-1,2-dihydroquinoline-3-carbonitrile,

4-(3-Chlorophenyl)-1-(2,4-dimethoxybenzyl)-6-methoxy-2-oxo-1,2-dihydroquinoline-3-carbonitrile,

20

4-(3-Chlorophenyl)-6-methoxy-2-oxo-1,2-dihydroquinoline-3-carbonitrile, and

2,2,2-Trifluoro-N-[4-(3-fluorophenyl)-6-methoxy-2-oxo-1,2-dihydroquinolin-3-yl]acetate.

25 9. A method of treating a condition in a mammal, the treatment of which is effected or facilitated by K<sub>v</sub>1.5 inhibition, which comprises administering a compound of Claim 1 in an amount that is effective at inhibiting K<sub>v</sub>1.5.

10. A method of Claim 9, wherein the condition is cardiac arrhythmia.

30 11. A method of Claim 10, wherein the cardiac arrhythmia is atrial fibrillation.

12. A method of Claim 10, wherein the cardiac arrhythmia is selected from the group consisting of atrial flutter, atrial arrhythmia and supraventricular tachycardia.

13. A method of preventing a condition in a mammal, the prevention of which is effected or facilitated by  $K_v1.5$  inhibition, which comprises administering a compound of Claim 1 in an amount that is effective at inhibiting  $K_v1.5$ .

5 14. A method of Claim 13, wherein the condition is cardiac arrhythmia.

15. A method of Claim 14, wherein the cardiac arrhythmia is atrial fibrillation.

10 16. A method of Claim 14, wherein the cardiac arrhythmia is selected from the group consisting of atrial flutter, atrial arrhythmia and supraventricular tachycardia.

17. A method of Claim 13, wherein the condition is a thromboembolic event.

18. A method of Claim 17, wherein the thromboembolic event is a stroke.

15

19. A method of Claim 13, wherein the condition is congestive heart failure.

20 20. A pharmaceutical formulation comprising a pharmaceutically acceptable carrier and the compound Claim 1 or a pharmaceutically acceptable crystal form or hydrate thereof.

21. A pharmaceutical composition made by combining the compound of Claim 1 and a pharmaceutically acceptable carrier.

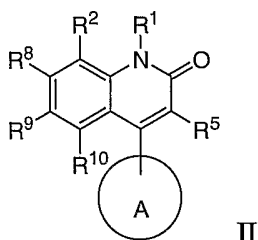
25 22. A method of treating cardiac arrhythmia comprising administering a compound of Claim 1 with a compound selected from one of the classes of compounds consisting of antiarrhythmic agents having  $K_v1.5$  blocking activities, ACE inhibitors, angiotensin II antagonists, cardiac glycosides, L-type calcium channel blockers, T-type calcium channel blockers, selective and nonselective beta blockers, endothelin antagonists, thrombin inhibitors, aspirin, nonselective NSAIDs, warfarin, factor Xa inhibitors, low molecular weight heparin, unfractionated heparin, clopidogrel, ticlopidine, IIb/IIIa receptor antagonists, 5HT receptor antagonists, integrin receptor antagonists, thromboxane receptor antagonists, TAFI inhibitors and P2T receptor antagonists.

30

23. A method for inducing a condition of normal sinus rhythm in a patient having atrial fibrillation, which comprises treating the patient with a compound of Claim 1.

24. A method for treating tachycardia in a patient which comprises treating the patient with an antitachycardia device in combination with a compound of Claim 1.

25. A method for treating cardiac arrhythmias in a patient having cardiac arrhythmia comprising administering to the patient an effective amount of a compound having formula II



or a pharmaceutically acceptable salt thereof, wherein:

A is

a) an aryl ring, wherein any stable aryl ring atom is independently unsubstituted or substituted with

- 1) halogen,
- 2) NO<sub>2</sub>,
- 3) CN,
- 4) CR<sup>46</sup>=C(R<sup>47</sup>R<sup>48</sup>)<sub>2</sub>,
- 5) C≡C R<sup>46</sup>,
- 6) (CR<sup>i</sup>R<sup>j</sup>)<sub>r</sub>OR<sup>46</sup>,
- 7) (CR<sup>i</sup>R<sup>j</sup>)<sub>r</sub>N(R<sup>46</sup>R<sup>47</sup>),
- 8) (CR<sup>i</sup>R<sup>j</sup>)<sub>r</sub>C(O)R<sup>46</sup>,
- 9) (CR<sup>i</sup>R<sup>j</sup>)<sub>r</sub>C(O)OR<sup>46</sup>,
- 10) (CR<sup>i</sup>R<sup>j</sup>)<sub>r</sub>R<sup>46</sup>,
- 11) (CR<sup>i</sup>R<sup>j</sup>)<sub>r</sub>S(O)<sub>0-2</sub>R<sup>61</sup>,
- 12) (CR<sup>i</sup>R<sup>j</sup>)<sub>r</sub>S(O)<sub>0-2</sub>N(R<sup>46</sup>R<sup>47</sup>),
- 13) OS(O)<sub>0-2</sub>R<sup>61</sup>,
- 14) N(R<sup>46</sup>)C(O)R<sup>47</sup>,
- 15) N(R<sup>46</sup>)S(O)<sub>0-2</sub>R<sup>61</sup>,

- 16)  $(CR^iR^j)_rN(R^{46})R^{61}$ ,  
 17)  $(CR^iR^j)_rN(R^{46})R^{61}OR^{47}$ ,  
 18)  $(CR^iR^j)_rN(R^{46})(CR^kR^l)_sC(O)N(R^{47}R^{48})$ ,  
 19)  $N(R^{46})(CR^iR^j)_rR^{61}$ ,  
 20)  $N(R^{46})(CR^iR^j)_rN(R^{47}R^{48})$ ,  
 21)  $(CR^iR^j)_rC(O)N(R^{47}R^{48})$ , or  
 22) oxo, or

b) a heteroaryl ring selected from the group consisting of

a 5-membered unsaturated monocyclic ring with 1, 2, 3 or 4 heteroatom ring atoms selected from the group consisting of N, O or S,

a 6-membered unsaturated monocyclic ring with 1, 2, 3 or 4 heteroatom ring atoms selected from the group consisting of N, O and S, and

a 9- or 10-membered unsaturated bicyclic ring with 1, 2, 3 or 4 heteroatom ring atoms selected from the group consisting of N, O or S;

wherein any stable S heteroaryl ring atom is unsubstituted or mono- or di-substituted with oxo, and any stable C or N heteroaryl ring atom is independently unsubstituted or substituted with

- 1) halogen,  
 2)  $NO_2$ ,  
 3) CN,  
 4)  $CR^{46}=C(R^{47}R^{48})_2$ ,  
 5)  $C\equiv CR^{46}$ ,  
 6)  $(CR^iR^j)_rOR^{46}$ ,  
 7)  $(CR^iR^j)_rN(R^{46}R^{47})$ ,  
 8)  $(CR^iR^j)_rC(O)R^{46}$ ,  
 9)  $(CR^iR^j)_rC(O)OR^{46}$ ,  
 10)  $(CR^iR^j)_rR^{46}$ ,  
 11)  $(CR^iR^j)_rS(O)_{0-2}R^{61}$ ,  
 12)  $(CR^iR^j)_rS(O)_{0-2}N(R^{46}R^{47})$ ,  
 13)  $OS(O)_{0-2}R^{61}$ ,  
 14)  $N(R^{46})C(O)R^{47}$ ,  
 15)  $N(R^{46})S(O)_xR^{61}$ ,  
 16)  $(CR^iR^j)_rN(R^{46})R^{61}$ ,

- 5
- 17)  $(CR^iR^j)_rN(R^{46})R^{61}OR^{47}$ ,
  - 18)  $(CR^iR^j)_rN(R^{46})(CR^kR^l)_sC(O)N(R^{47}R^{48})$ ,
  - 19)  $N(R^{46})(CR^iR^j)_rR^{61}$ ,
  - 20)  $N(R^{46})(CR^iR^j)_rN(R^{47}R^{48})$ ,
  - 21)  $(CR^iR^j)_rC(O)N(R^{47}R^{48})$ , or
  - 22) oxo;

$R^1$  is selected from the group consisting of

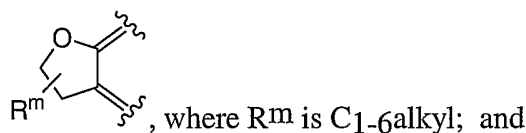
- 10
- 1) hydrogen,
  - 2)  $(CR^aR^b)_nR^{40}$
  - 3)  $(CR^aR^b)_nOR^{40}$ ,
  - 4)  $(CR^aR^b)_nN(R^{40}R^{41})$ ,
  - 5)  $(CR^aR^b)_nN(R^{40})C(O)OR^{41}$ ,
  - 6)  $(CR^aR^b)_nN(R^{40})(CR^cR^d)_2N(R^{41})C(O)R^{49}$ ,
  - 15
  - 7) C<sub>3-8</sub> cycloalkyl,
  - 8)  $(CR^aR^b)_nC(O)OR^{40}$ ,
  - 9)  $(CR^aR^b)_nN(R^{40})(CR^cR^d)_{1-3}R^{41}$ ,
  - 10)  $(CR^aR^b)_nS(O)_{0-2}R^6$ ,
  - 11)  $(CR^aR^b)_nS(O)_{0-2}N(R^{40}R^{41})$ ,
  - 20
  - 12)  $(CR^aR^b)_nN(R^{40})R^6OR^{41}$ ,
  - 13)  $(CR^aR^b)_nN(R^{40})(CR^cR^d)_{0-6}C(O)N(R^{41}R^{42})$ ;

$R^2$ ,  $R^8$ ,  $R^9$  and  $R^{10}$  are independently selected from:

- 25
- 1) hydrogen,
  - 2) halogen,
  - 3)  $NO_2$ ,
  - 4) CN,
  - 5)  $CR^{43}=C(R^{44}R^{45})$ ,
  - 6)  $C\equiv CR^{43}$ ,
  - 7)  $(CR^eR^f)_pOR^{43}$ ,
  - 30
  - 8)  $(CR^eR^f)_pN(R^{43}R^{44})$ ,
  - 9)  $(CR^eR^f)_pC(O)R^{43}$ ,
  - 10)  $(CR^eR^f)_pC(O)OR^{43}$ ,
  - 11)  $(CR^eR^f)_pR^{43}$ ,
  - 12)  $(CR^eR^f)_pS(O)_{0-2}R^{60}$ ,

- 13)  $(\text{CReRf})_p\text{S}(\text{O})_{0-2}\text{N}(\text{R}^{43}\text{R}^{44})$ ,  
 14)  $\text{OS}(\text{O})_{0-2}\text{R}^{60}$ ,  
 15)  $\text{N}(\text{R}^{43})\text{C}(\text{O})\text{R}^{44}$ ,  
 16)  $\text{N}(\text{R}^{43})\text{S}(\text{O})_{0-2}\text{R}^{60}$ ,  
 5 17)  $(\text{CReRf})_p\text{N}(\text{R}^{43})\text{R}^{60}$ ,  
 18)  $(\text{CReRf})_p\text{N}(\text{R}^{43})\text{R}^{60}\text{OR}^{44}$ ,  
 19)  $(\text{CReRf})_p\text{N}(\text{R}^{43})(\text{CRgRh})_q\text{C}(\text{O})\text{N}(\text{R}^{44}\text{R}^{45})$ ,  
 20)  $\text{N}(\text{R}^{43})(\text{CReRf})_p\text{R}^{60}$ ,  
 21)  $\text{N}(\text{R}^{43})(\text{CReRf})_p\text{N}(\text{R}^{44}\text{R}^{45})$ , and  
 10 22)  $(\text{CReRf})_p\text{C}(\text{O})\text{N}(\text{R}^{43}\text{R}^{44})$ ,

or  $\text{R}^2$  and  $\text{R}^8$  are independently as defined above, and  $\text{R}^9$  and  $\text{R}^{10}$ , together with the atoms to which they are attached, form the ring



15  $\text{R}^a, \text{R}^b, \text{R}^c, \text{R}^d, \text{R}^e, \text{R}^f, \text{R}^g, \text{R}^h, \text{R}^i, \text{R}^j, \text{R}^k$ , and  $\text{R}^l$  are independently selected from the group consisting of:

- 1) hydrogen,  
 2)  $\text{C}_1\text{-C}_6$  alkyl,  
 3) halogen,  
 4) aryl,  
 20 5)  $\text{R}^{80}$ ,  
 6)  $\text{C}_3\text{-C}_{10}$  cycloalkyl, and  
 7)  $\text{OR}^4$ ,

said alkyl, aryl, and cycloalkyl being unsubstituted, monosubstituted with  $\text{R}^7$ , disubstituted with  $\text{R}^7$ , disubstituted with  $\text{R}^7$  and  $\text{R}^{15}$ , trisubstituted with  $\text{R}^7$ ,  $\text{R}^{15}$  and  $\text{R}^{16}$ , or tetrasubstituted with  
 25  $\text{R}^7, \text{R}^{15}, \text{R}^{16}$  and  $\text{R}^{17}$ ;

$\text{R}^4, \text{R}^{40}, \text{R}^{41}, \text{R}^{42}, \text{R}^{43}, \text{R}^{44}, \text{R}^{45}, \text{R}^{46}, \text{R}^{47}, \text{R}^{48}, \text{R}^{49}, \text{R}^{51}$ , and  $\text{R}^{52}$  are independently selected from:

- 1) hydrogen,  
 2)  $\text{C}_1\text{-C}_6$  alkyl,  
 30 3)  $\text{C}_3\text{-C}_{10}$  cycloalkyl,  
 4) aryl,

- 5) R<sup>81</sup>,
- 6) CF<sub>3</sub>,
- 7) C<sub>2</sub>-C<sub>6</sub> alkenyl, and
- 8) C<sub>2</sub>-C<sub>6</sub> alkynyl,

5 said alkyl, aryl, and cycloalkyl is unsubstituted, mono-substituted with R<sup>18</sup>, di-substituted with R<sup>18</sup> and R<sup>19</sup>, tri-substituted with R<sup>18</sup>, R<sup>19</sup> and R<sup>20</sup>, or tetra-substituted with R<sup>18</sup>, R<sup>19</sup>, R<sup>20</sup> and R<sup>21</sup>;

R<sup>6</sup>, R<sup>60</sup>, R<sup>61</sup> and R<sup>63</sup> are independently selected from:

- 1) C<sub>1</sub>-C<sub>6</sub> alkyl,
- 10 2) aryl,
- 3) R<sup>83</sup>, and
- 4) C<sub>3</sub>-C<sub>10</sub> cycloalkyl;

15 said alkyl, aryl, and cycloalkyl is unsubstituted, mono-substituted with R<sup>26</sup>, di-substituted with R<sup>26</sup> and R<sup>27</sup>, tri-substituted with R<sup>26</sup>, R<sup>27</sup> and R<sup>28</sup>, or tetra-substituted with R<sup>26</sup>, R<sup>27</sup>, R<sup>28</sup> and R<sup>29</sup>;

R<sup>7</sup>, R<sup>15</sup>, R<sup>16</sup>, R<sup>17</sup>, R<sup>18</sup>, R<sup>19</sup>, R<sup>20</sup>, R<sup>21</sup>, R<sup>26</sup>, R<sup>27</sup>, R<sup>28</sup>, R<sup>29</sup>, and R<sup>70</sup> are independently selected from:

- 1) C<sub>1</sub>-C<sub>6</sub> alkyl,
- 2) halogen,
- 20 3) OR<sup>51</sup>,
- 4) CF<sub>3</sub>,
- 5) aryl,
- 6) C<sub>3</sub>-C<sub>10</sub> cycloalkyl,
- 7) R<sup>84</sup>,
- 25 8) S(O)<sub>0-2</sub>N(R<sup>51</sup>R<sup>52</sup>),
- 9) C(O)OR<sup>51</sup>,
- 10) C(O)R<sup>51</sup>,
- 11) CN,
- 12) C(O)N(R<sup>51</sup>R<sup>52</sup>),
- 30 13) N(R<sup>51</sup>)C(O)R<sup>52</sup>,
- 14) S(O)<sub>0-2</sub>R<sup>63</sup>,
- 15) NO<sub>2</sub>, and
- 16) N(R<sup>51</sup>R<sup>52</sup>);

35 R<sup>80</sup>, R<sup>81</sup>, R<sup>83</sup> and R<sup>84</sup> are independently selected from a group of unsubstituted or substituted heterocyclic rings consisting of a 4-6 membered unsaturated or saturated monocyclic ring with 1,

2, 3 or 4 heteroatom ring atoms selected from the group consisting N, O and S, and a 9- or 10-membered unsaturated or saturated bicyclic ring with 1, 2, 3 or 4 heteroatom ring atoms selected from the group consisting of N, O or S;

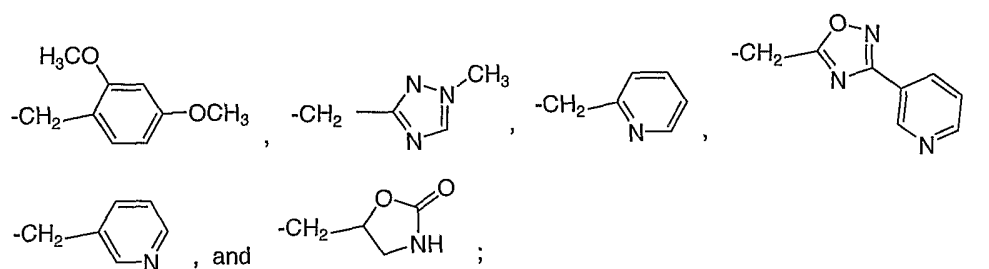
R<sup>5</sup> is NH<sub>2</sub> or -NHC(O)CH<sub>3</sub>; and

5 n, p, q, r, and s are independently 0, 1, 2, 3, 4, 5 or 6.

26. A method of Claim 24 which comprises administering to the patient an effective amount of a compound of formula II, or a pharmaceutically acceptable salts thereof, wherein

A is fluorophenyl or chlorophenyl;

10 R<sup>1</sup> is selected from the group consisting of hydrogen, -CH<sub>2</sub>CH(OH)CH<sub>2</sub>OH, CH<sub>2</sub>CH=CH<sub>2</sub>,



R<sup>2</sup>, R<sup>8</sup> and R<sup>10</sup> are hydrogen;

R<sup>5</sup> is NH<sub>2</sub> or -NHC(O)CH<sub>3</sub>; and

15 R<sup>9</sup> is -OCH<sub>3</sub>.

27. A method of Claim 26 which comprises administering to the patient an effective amount of a compound of formula II, or a pharmaceutically acceptable salts thereof, wherein

20 3-Amino-1-(2,4-dimethoxybenzyl)-4-(3-fluorophenyl)-6-methoxyquinolin-2-(1*H*)-one, and 3-Amino-4-(3-fluorophenyl)-6-methoxyquinoline-2(1*H*)-one.