



US00D426657S

United States Patent [19]

[11] Patent Number: **Des. 426,657**

Joss

[45] Date of Patent: ** ***Jun. 13, 2000**

[54] **ELECTRO LUMINESCENT LIGHT WITH CLOCK WINDOW**

D. 352,564	11/1994	Marischen	D26/26
D. 376,214	12/1996	Pinchuk	D26/26
D. 376,436	12/1996	Emmerling	D26/26
D. 403,442	12/1998	Joss	D26/26

[75] Inventor: **Michael S. Joss**, Chicago, Ill.

[73] Assignee: **American Tack & Hardware Co., Inc.**, Monsey, N.Y.

Primary Examiner—Freda Nunn
Attorney, Agent, or Firm—Hedman, Gibson & Costigan, P.C.

[*] Notice: This patent is subject to a terminal disclaimer.

[57] CLAIM

[**] Term: **14 Years**

The ornamental design for an electro luminescent light with clock window, as shown and described.

[21] Appl. No.: **29/081,497**

DESCRIPTION

[22] Filed: **Jan. 5, 1998**

[51] **LOC (7) Cl.** **26-05**

[52] **U.S. Cl.** **D26/26**

[58] **Field of Search** D26/26, 72; 362/147, 362/226, 253; 368/10, 67


FIG. 1 is a front perspective view of an electro luminescent light with clock window according to my design;
FIG. 2 is a top view of my design;
FIG. 3 is a front view of my design;
FIG. 4 is a left side view of my design;
FIG. 5 is a right side view of my design;
FIG. 6 is a back view of my design; and,
FIG. 7 is a bottom view of my design.

[56] References Cited

U.S. PATENT DOCUMENTS

D. 230,189 1/1974 Dietz et al. D26/26

1 Claim, 3 Drawing Sheets






FIG. 1




FIG. 2

FIG. 5

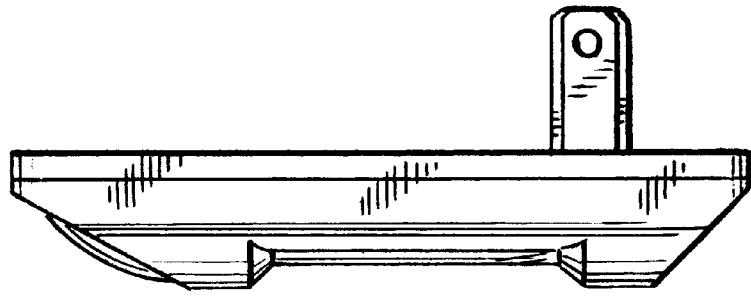


FIG. 3

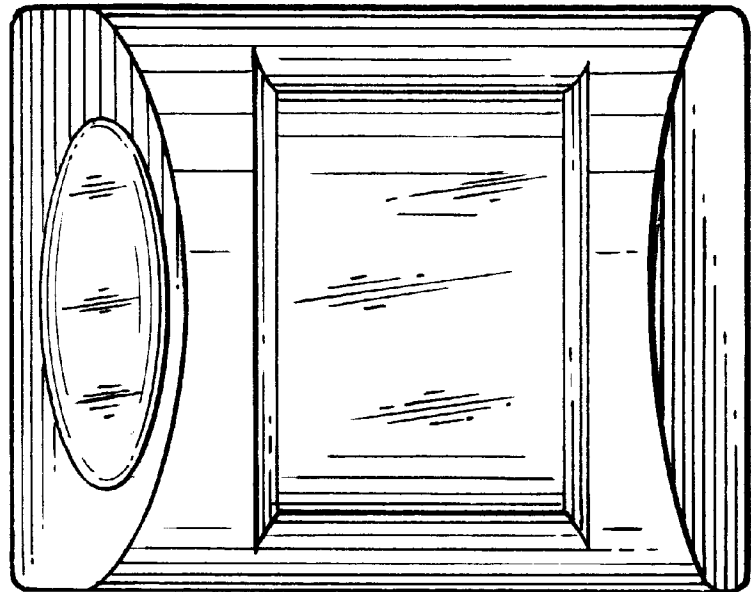


FIG. 4

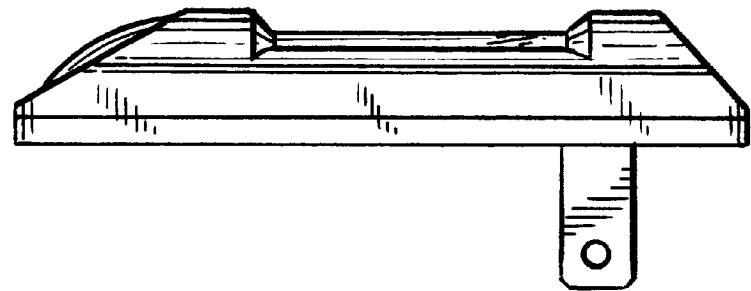


FIG. 6

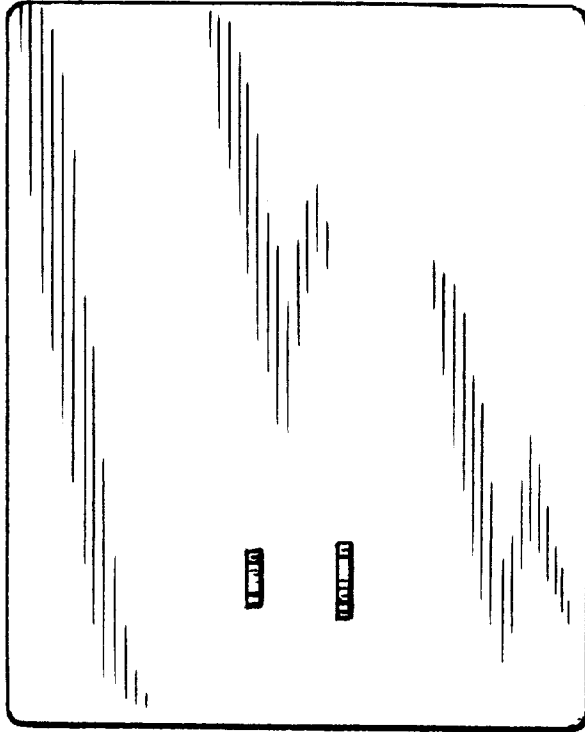


FIG. 7

