



US00D544663S

(12) **United States Design Patent**
Medema et al.

(10) **Patent No.:** **US D544,663 S**

(45) **Date of Patent:** **** Jun. 12, 2007**

(54) **VACUUM CLEANER BASE PORTION**

(75) Inventors: **Douglas J. Medema**, Belding, MI (US); **Bryce G. Rutter**, St. Louis, MO (US); **Marc W. Hunter**, St. Louis, MO (US); **Jeffrey F. Feng**, St. Louis, MO (US); **David D. Kusch**, St. Louis, MO (US); **Melvin Joshua Leedle**, St. Louis, MO (US)

(73) Assignee: **Bissell Homecare, Inc.**, Grand Rapids, MI (US)

(**) Term: **14 Years**

(21) Appl. No.: **29/246,180**

(22) Filed: **Mar. 10, 2006**

(51) **LOC (8) Cl.** **15-05**

(52) **U.S. Cl.** **D32/32**

(58) **Field of Classification Search** D32/22, D32/31-34, 38-39; 15/41.1, 320-322, 324-325, 15/327.1, 329, 339, 344, 350-353, 361-362, 15/403, 410-412, 414, 415.1, 416-422, 422.1
See application file for complete search history.

(56) **References Cited**

U.S. PATENT DOCUMENTS

D411,669 S * 6/1999 Wareham D32/32
D412,227 S * 7/1999 Wareham et al. D32/32
D412,380 S * 7/1999 Wareham D32/32

D425,273 S 5/2000 Stephen et al.
D427,399 S * 6/2000 Thur et al. D32/33
D463,080 S * 9/2002 Farone et al. D32/32
D475,823 S * 6/2003 Medema et al. D32/32
D487,602 S * 3/2004 Roberts et al. D32/32
D501,283 S 1/2005 Carr et al.
D506,048 S * 6/2005 Downey et al. D32/32
D506,586 S * 6/2005 Carr et al. D32/32
D520,200 S 5/2006 Scholles

* cited by examiner

Primary Examiner—Ruth McInroy

(74) *Attorney, Agent, or Firm*—McGarry Bair PC

(57) **CLAIM**

The ornamental design for a vacuum cleaner base portion, as shown and described.

DESCRIPTION

FIG. 1 is a front perspective view of a vacuum cleaner base portion which embodies our design;

FIG. 2 is a front view thereof;

FIG. 3 is a rear view thereof;

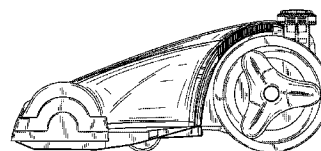
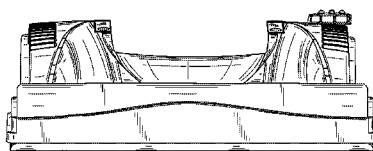
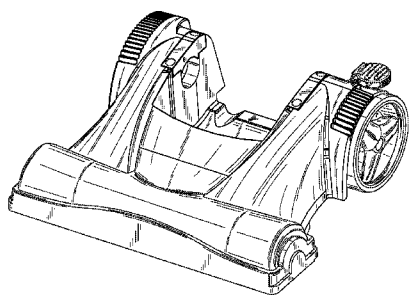
FIG. 4 is a right side view thereof;

FIG. 5 is a left side view thereof; and,

FIG. 6 is a top view thereof.

The material in dotted lines forms no part of our invention.

1 Claim, 4 Drawing Sheets



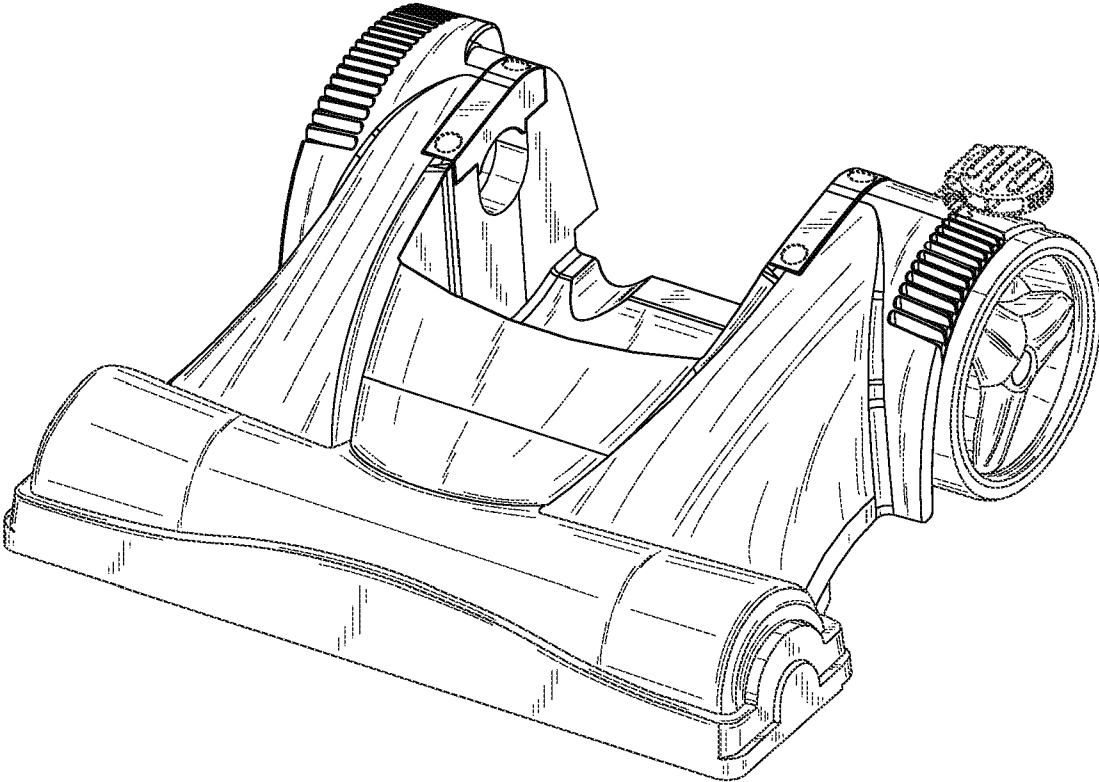


Fig. 1

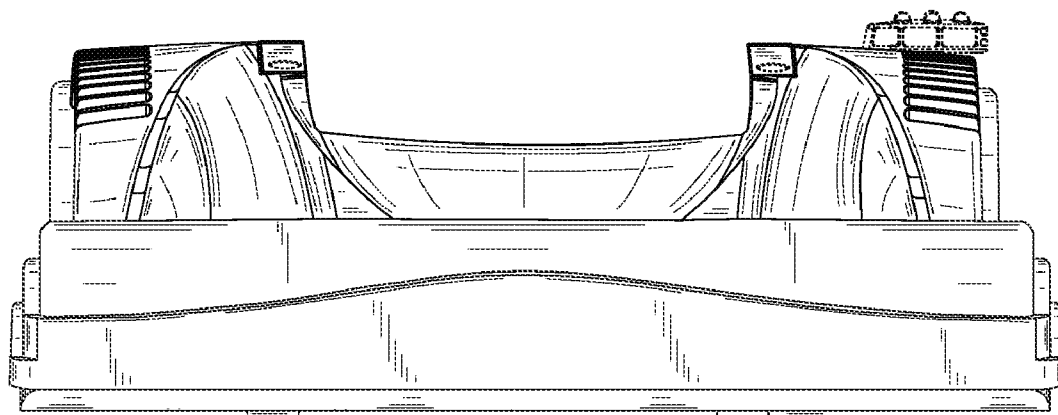


Fig. 2

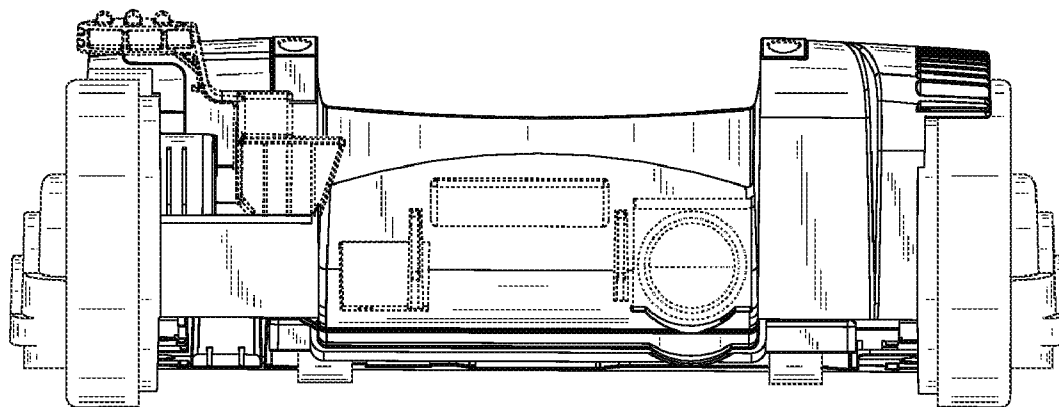


Fig. 3

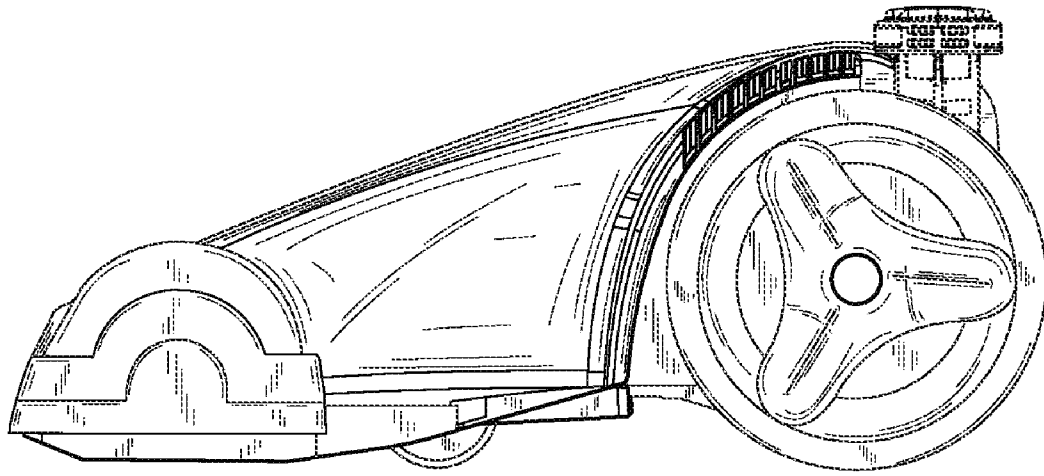


Fig. 4

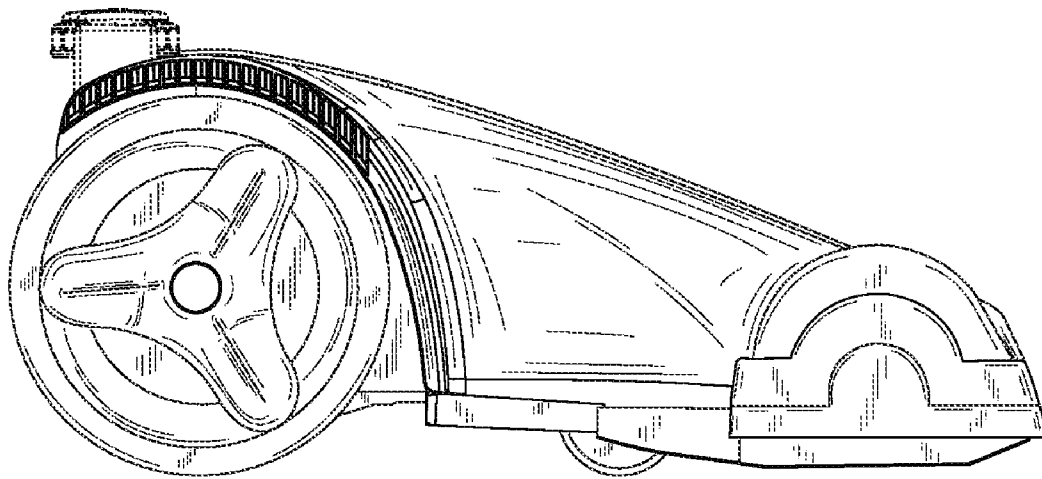


Fig. 5

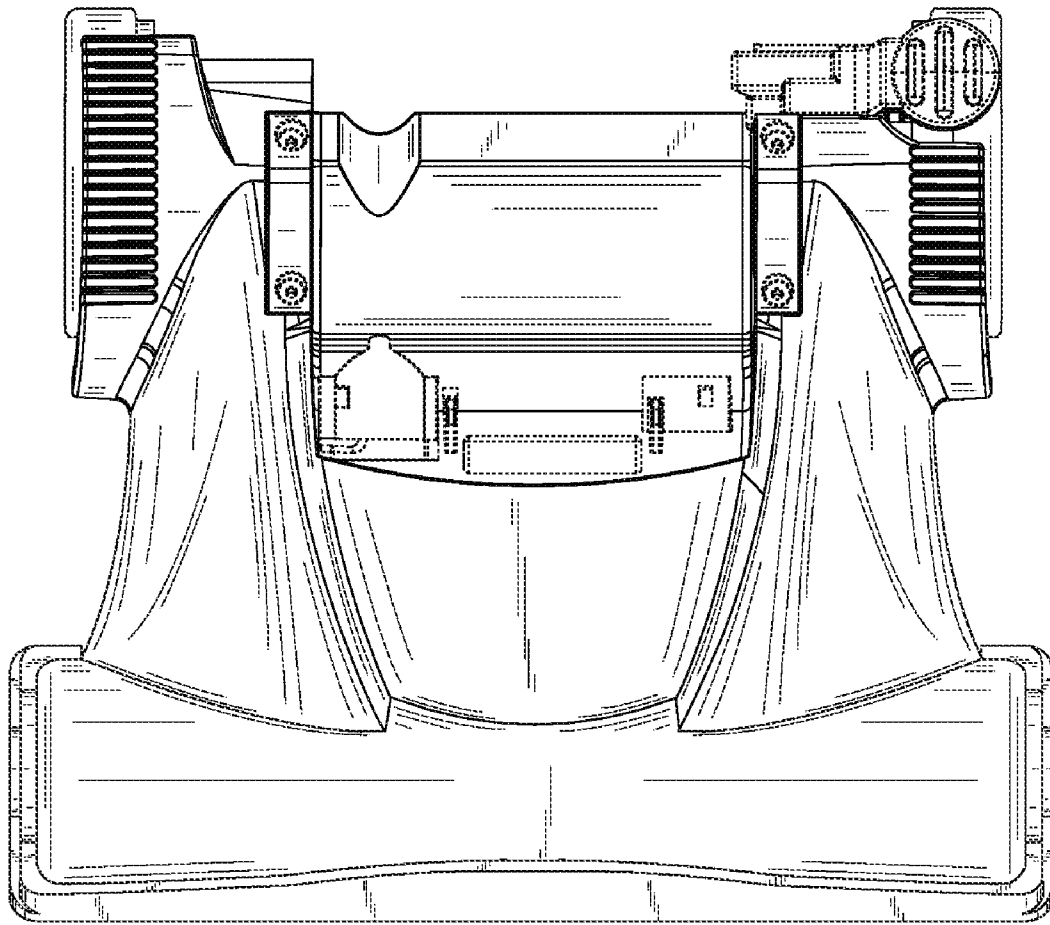


Fig. 6