



US0D1007018S

(12) **United States Design Patent**
Ishida

(10) **Patent No.:** **US D1,007,018 S**

(45) **Date of Patent:** **** Dec. 5, 2023**

- (54) **LIGHT**
- (71) Applicant: **Wheel Pros, LLC**, Greenwood Village, CO (US)
- (72) Inventor: **Yoshitaka Ishida**, Atlanta, GA (US)
- (73) Assignee: **Wheel Pros LLC**, Greenwood Village, CO (US)
- (**) Term: **15 Years**
- (21) Appl. No.: **29/828,160**
- (22) Filed: **Feb. 24, 2022**
- (51) **LOC (14) Cl.** **26-06**
- (52) **U.S. Cl.**
USPC **D26/28**
- (58) **Field of Classification Search**
USPC D26/28, 29, 30, 31, 32, 33, 34, 35, 36, D26/139
CPC F21S 41/00; F21S 41/141; F21S 41/162; F21S 41/18; F21S 41/20; F21S 41/33; F21S 41/36; F21S 41/60; F21S 43/00; F21W 2103/35; F21W 2103/40; F21W 2102/17; F21W 2102/30; F21W 2103/00; F21W 2103/55; F21W 2104/00; F21W 2107/17; F21W 2107/13
See application file for complete search history.

D812,273 S	3/2018	Wu	
D816,247 S	4/2018	Wu	
D842,503 S *	3/2019	Yang	D26/28
D846,771 S *	4/2019	Zipfel	D26/28
D849,291 S	5/2019	Wu	
D859,709 S *	9/2019	Zipfel	D26/28
D869,022 S	12/2019	Wu	
D869,027 S *	12/2019	Zipfel	D26/28
D869,028 S *	12/2019	Zipfel	D26/28
D870,936 S	12/2019	Wu	
D870,937 S	12/2019	Wu	
D887,595 S	6/2020	Wu	
D890,380 S	7/2020	Wu	
D890,382 S *	7/2020	Wu	D26/28
D890,386 S	7/2020	Wu	
D893,067 S *	8/2020	Lin	D26/28
D894,439 S *	8/2020	Izard	D26/28
D903,160 S *	11/2020	Zipfel	D26/28
D919,139 S	5/2021	Wu	
D925,079 S	7/2021	Wu	
D929,622 S	8/2021	Wu	
D961,817 S *	8/2022	Yang	D26/28

(Continued)

Primary Examiner — Angela J Lee
(74) Attorney, Agent, or Firm — Eric Hanscom

(57) **CLAIM**

The ornamental design for a light, as shown and described.

DESCRIPTION

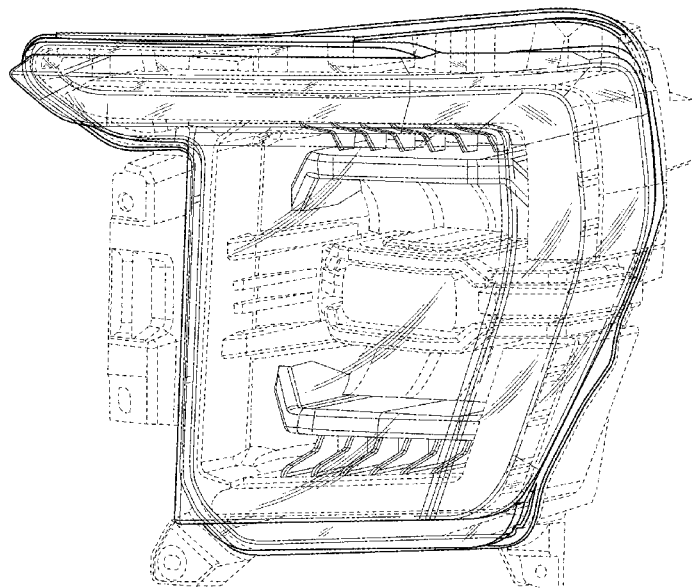
FIG. 1 is a perspective view of a light showing my new design;
 FIG. 2 is a front view thereof;
 FIG. 3 is a back view thereof;
 FIG. 4 is a left-side view thereof;
 FIG. 5 is a right-side view thereof;
 FIG. 6 is a top view thereof; and,
 FIG. 7 is a bottom view thereof.
 In the drawings, the broken lines depict portions of the light that form no part of the claimed design.

1 Claim, 7 Drawing Sheets

(56) **References Cited**

U.S. PATENT DOCUMENTS

D474,290 S	5/2003	Sawai	
D549,858 S	8/2007	Pfeiffer	
D552,772 S	10/2007	Davidson	
D630,781 S	1/2011	Wu	
D745,717 S	12/2015	Wu	
D747,819 S *	1/2016	Thole	D26/28
D776,838 S	1/2017	Wu	
9,771,016 B2	9/2017	Wu	



(56)

References Cited

U.S. PATENT DOCUMENTS

D967,473 S * 10/2022 Lin D26/28
D991,511 S * 7/2023 Yang D26/28

* cited by examiner

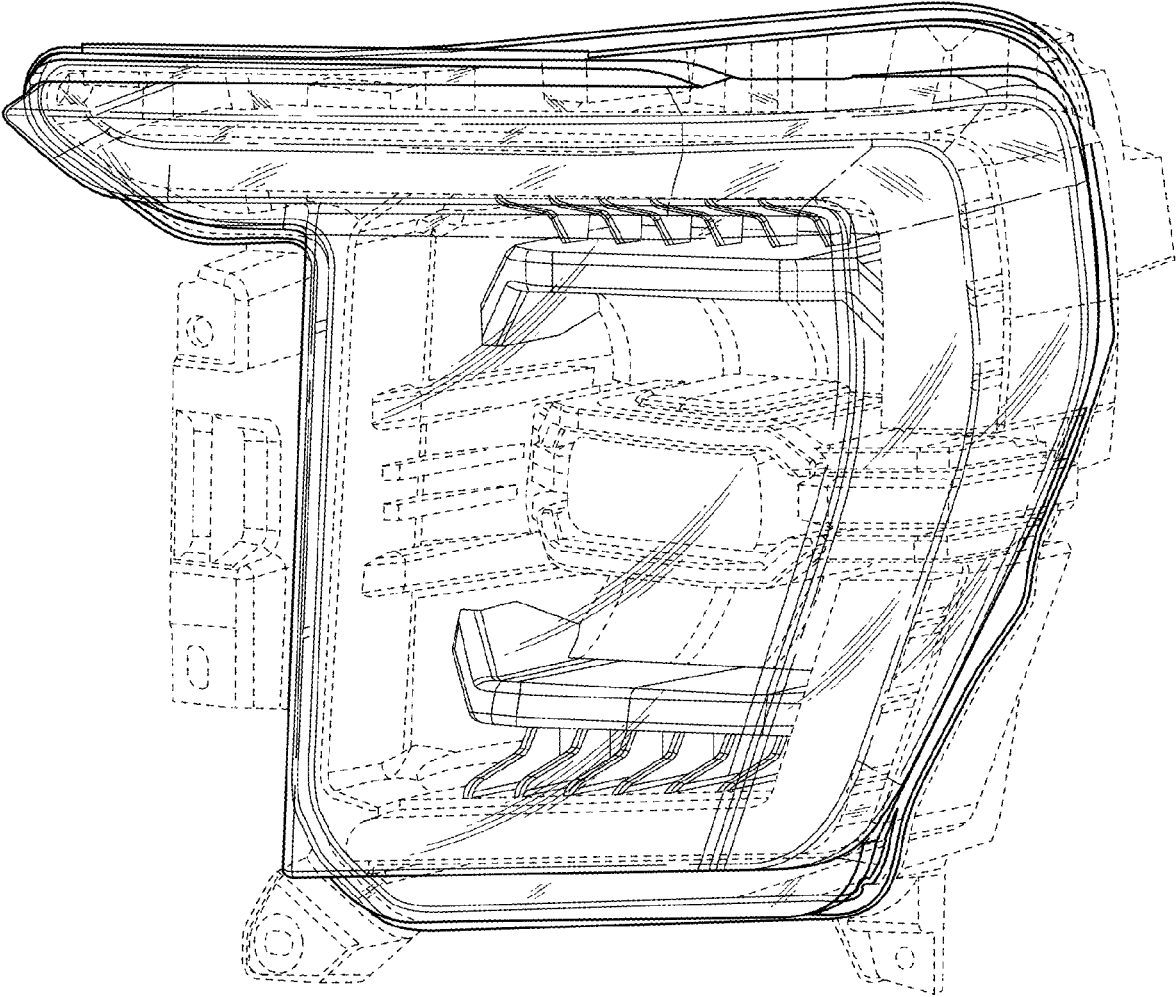


FIG. 1

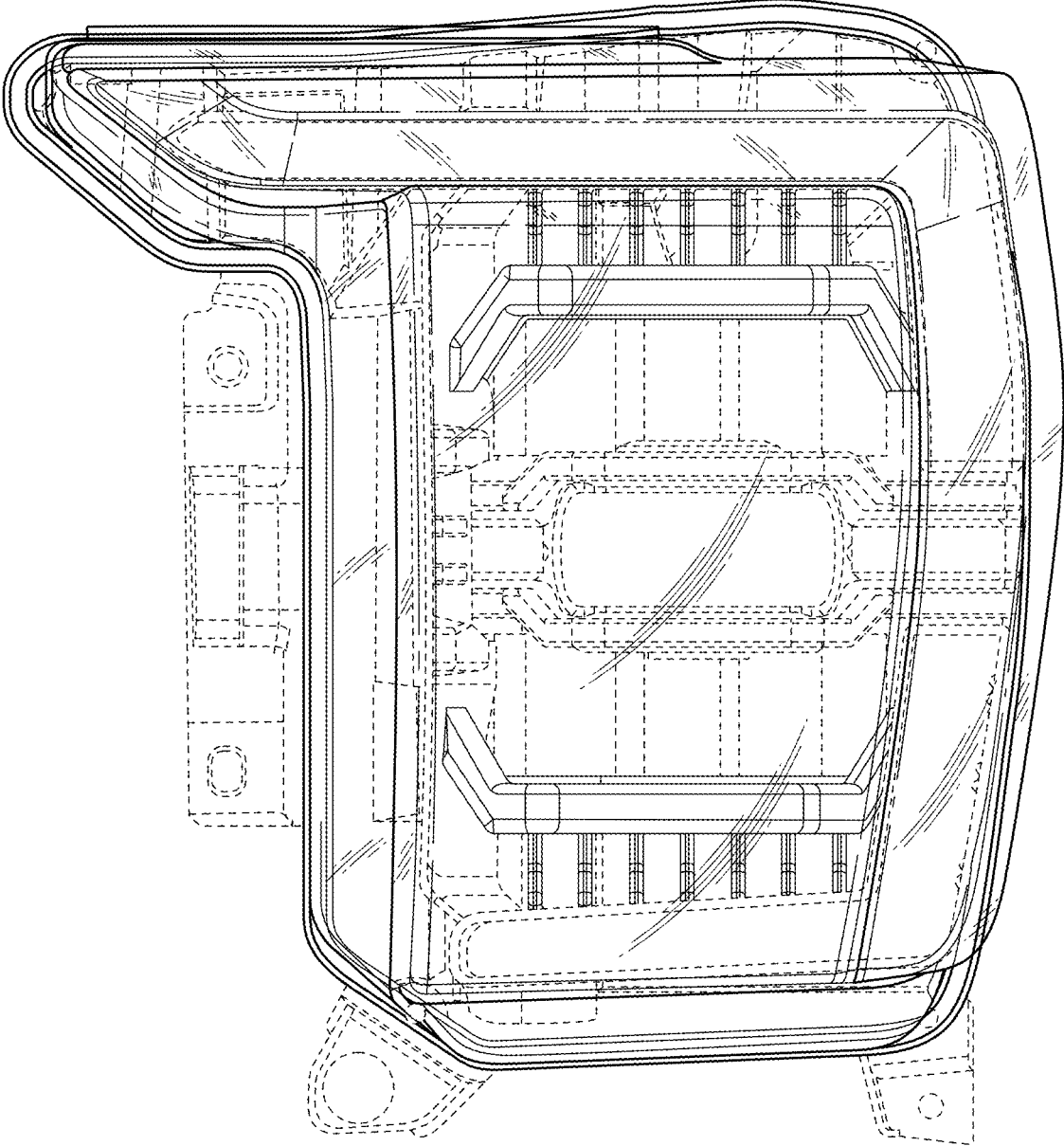


FIG. 2

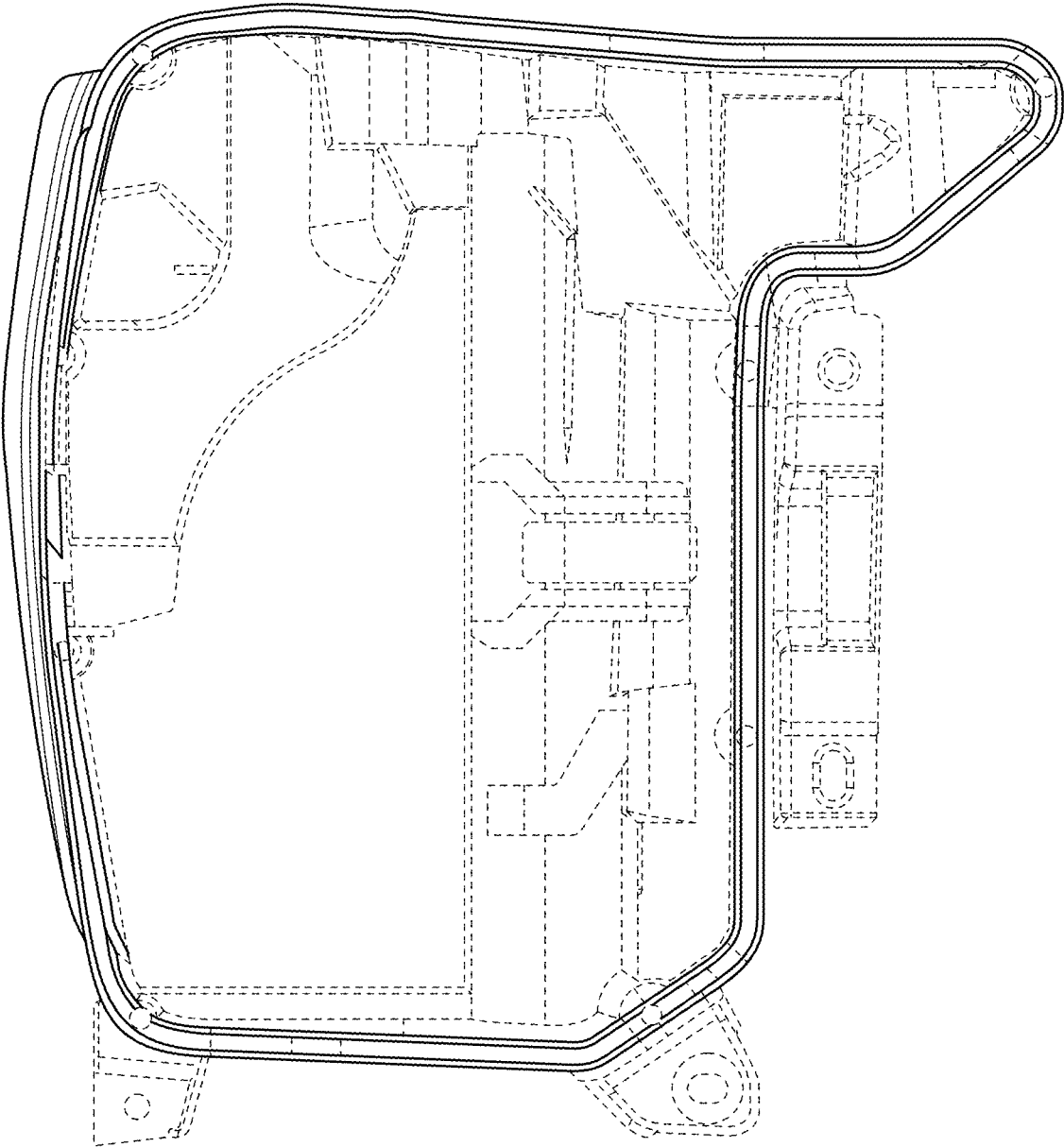


FIG. 3

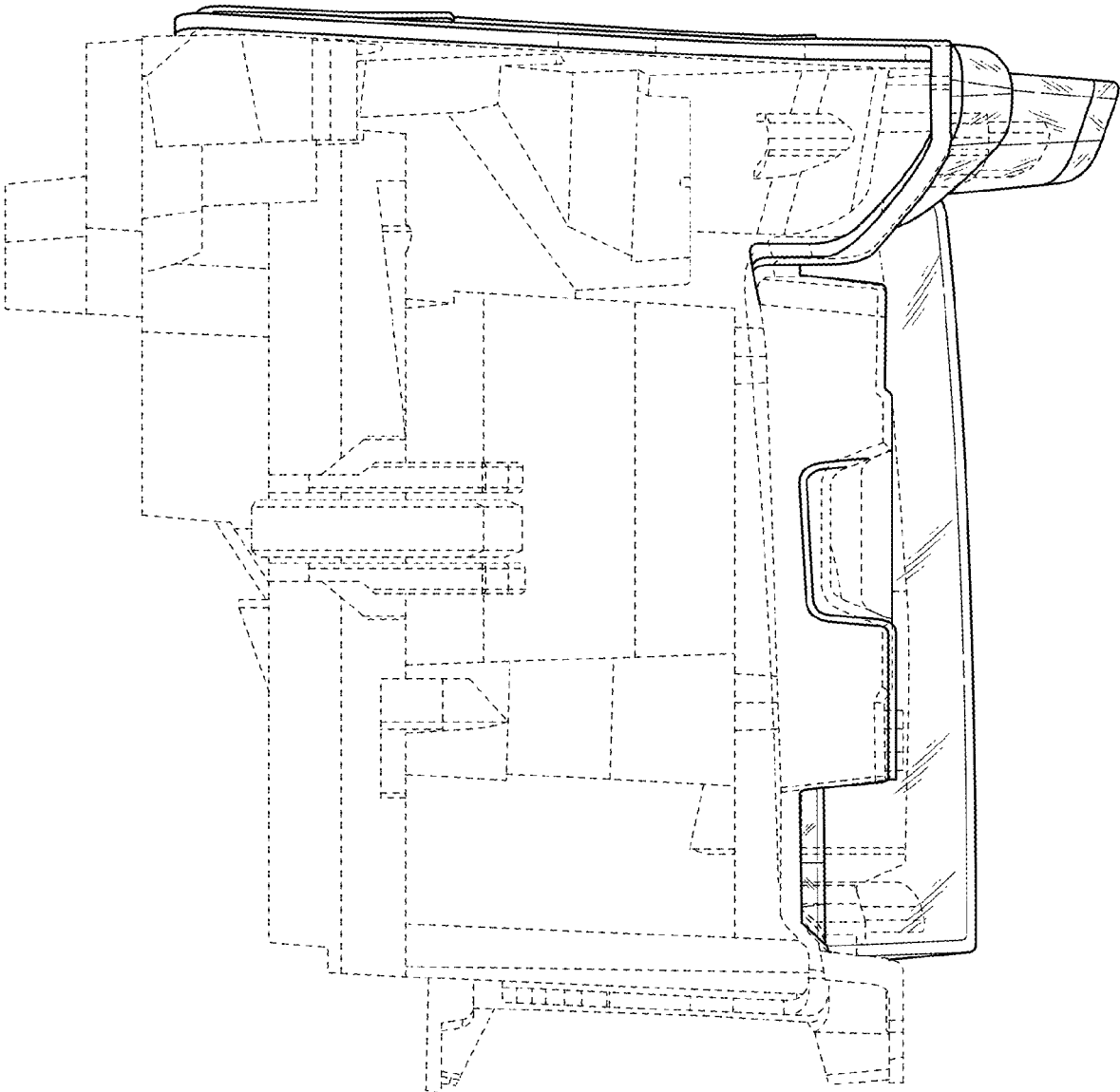


FIG. 4

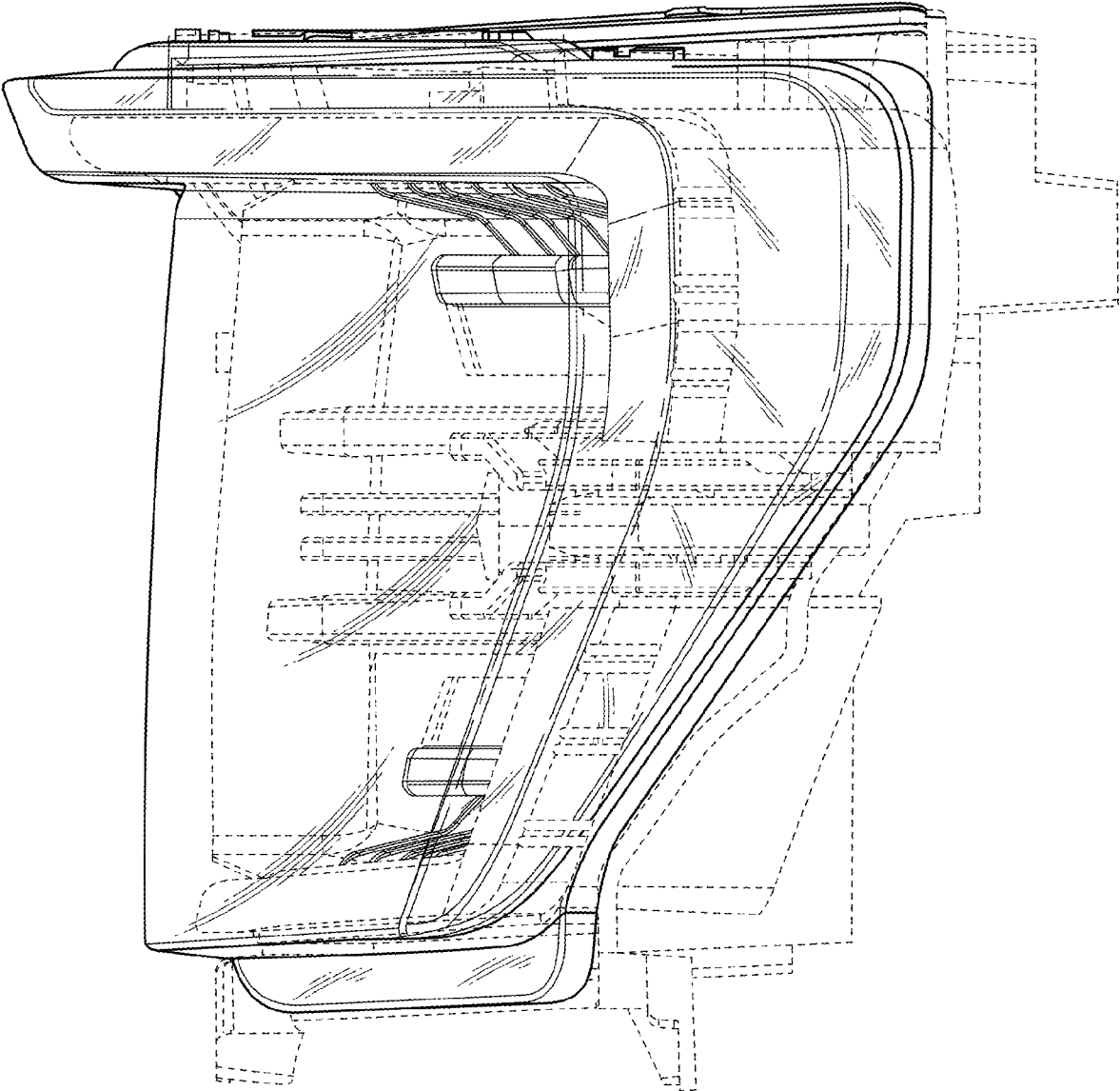


FIG. 5

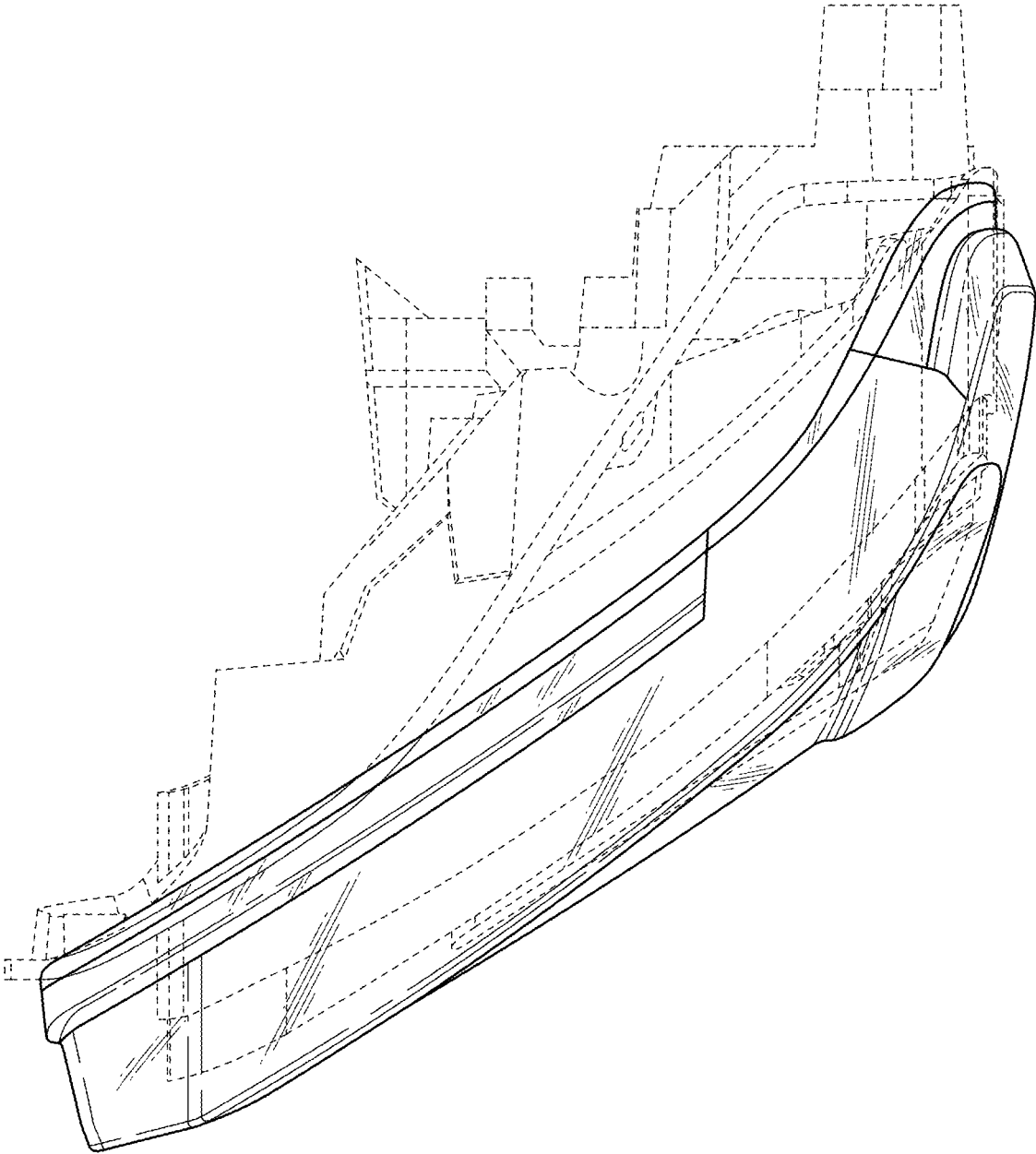


FIG. 6

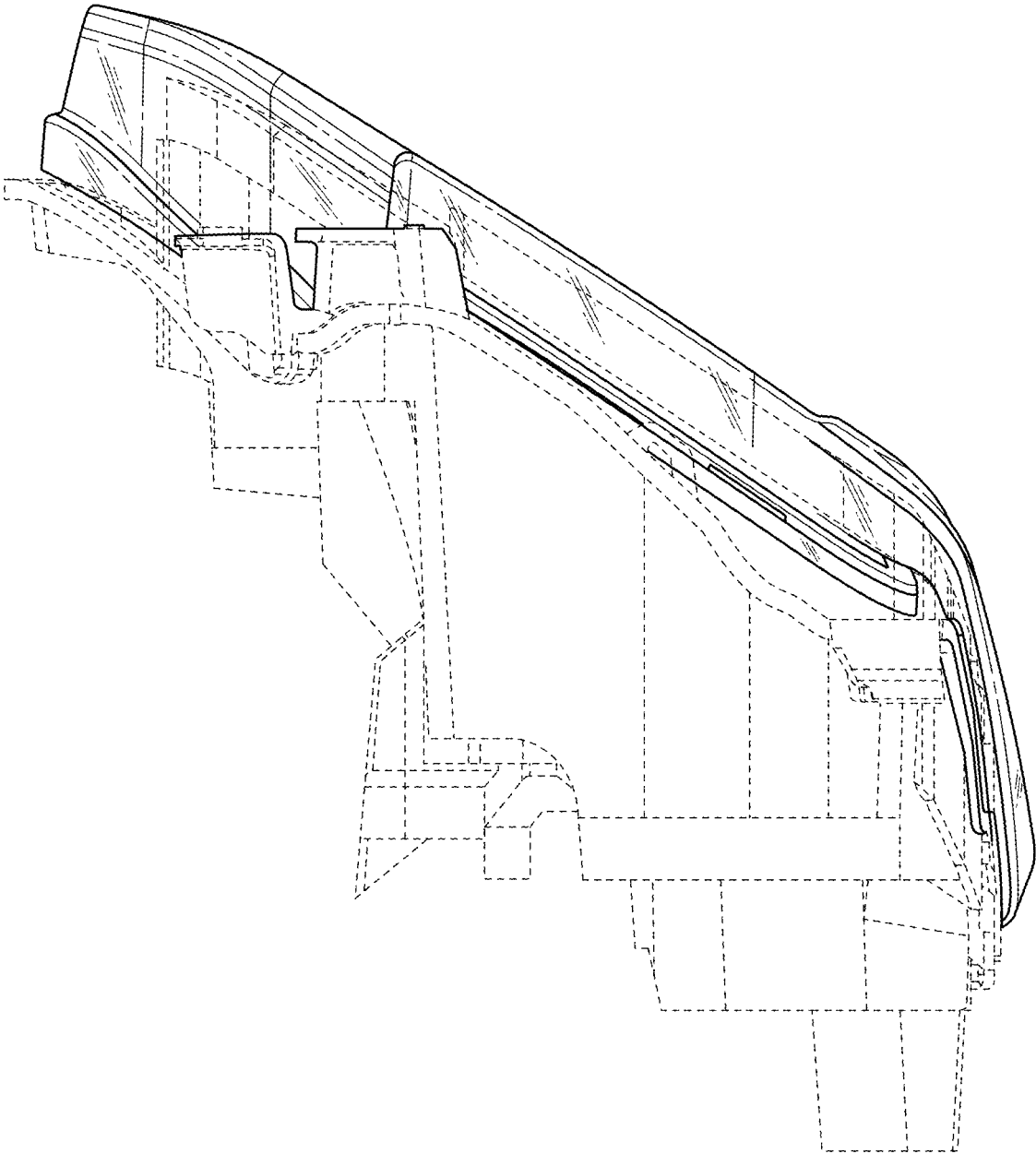


FIG. 7