



US00D739783S

(12) **United States Design Patent**
Liu et al.

(10) **Patent No.:** **US D739,783 S**

(45) **Date of Patent:** **** Sep. 29, 2015**

(54) **BUCKLE ASSEMBLY**

(71) Applicant: **Merrimack River Precision Industrial Corporation**, Taipei (TW)

(72) Inventors: **Chun-Cheng Liu**, Taipei (TW);
Tsung-Ming Kung, Taipei (TW)

(73) Assignee: **Merrimack River Precision Industrial Corporation**, Taipei (TW)

(**) Term: **14 Years**

(21) Appl. No.: **29/511,280**

(22) Filed: **Dec. 9, 2014**

(51) **LOC (10) Cl.** **02-07**

(52) **U.S. Cl.**

USPC **D11/216**

(58) **Field of Classification Search**

USPC D11/1-2, 200-201, 206-210, 214-218;
24/163 R, 169-171, 173, 177-179, 191,
24/194-195, 197, 200, 614-616, 625, 198,
24/630; D8/349, 395

CPC A44B 11/26; A44B 11/25

See application file for complete search history.

(56) **References Cited**

U.S. PATENT DOCUMENTS

D524,693 S *	7/2006	Uehara et al.	D11/216
7,100,252 B2 *	9/2006	Anscher	24/615
D566,003 S *	4/2008	Anscher	D11/216
D619,496 S *	7/2010	Paik	D11/216
D657,286 S *	4/2012	Lo	D11/216
D686,530 S *	7/2013	Paik et al.	D11/216
8,522,409 B2 *	9/2013	Uehara et al.	24/615
D703,094 S *	4/2014	Nanbu	D11/216

* cited by examiner

Primary Examiner — Ralf Seifert

(74) *Attorney, Agent, or Firm* — The Weintraub Group, P.L.C.

(57) **CLAIM**

The ornamental design for a buckle assembly, as shown.

DESCRIPTION

FIG. 1 is a perspective view of a buckle assembly showing our new design;

FIG. 2 is a front view thereof;

FIG. 3 is a rear view thereof;

FIG. 4 is a left side view thereof;

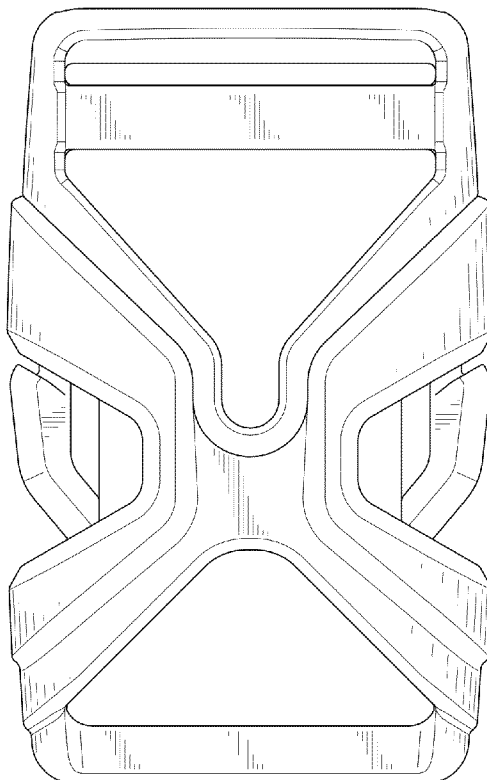
FIG. 5 is a right side view thereof;

FIG. 6 is a top view thereof;

FIG. 7 is a bottom view thereof; and,

FIG. 8 is another perspective view thereof.

1 Claim, 8 Drawing Sheets



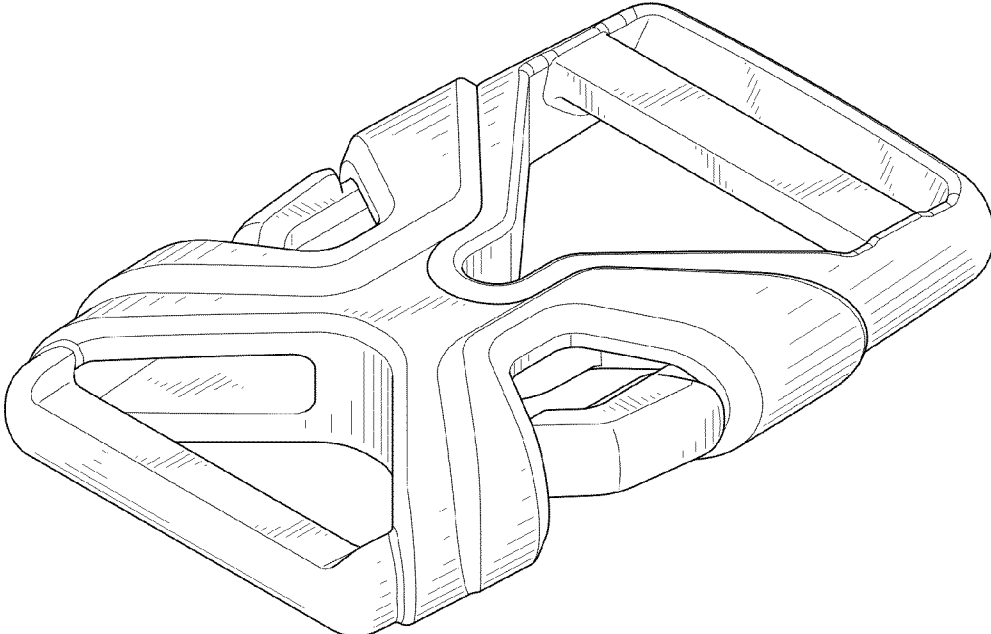


FIG.1

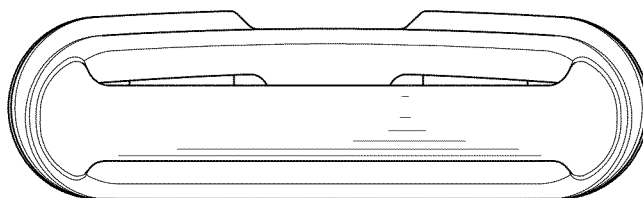


FIG.2

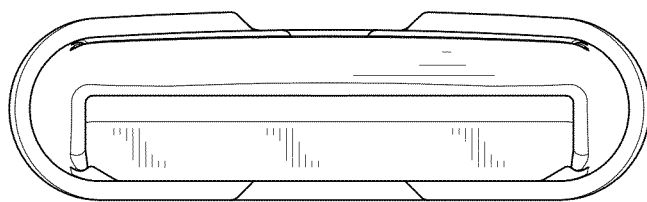


FIG.3

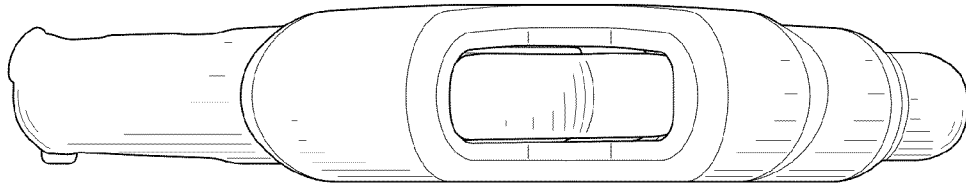


FIG.4

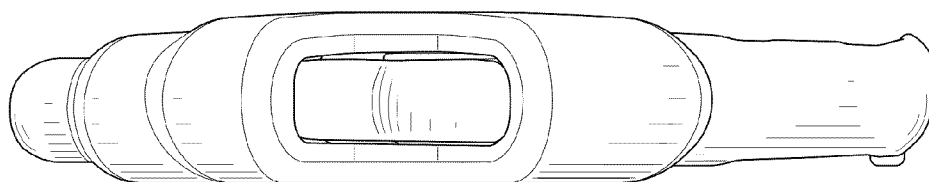


FIG.5

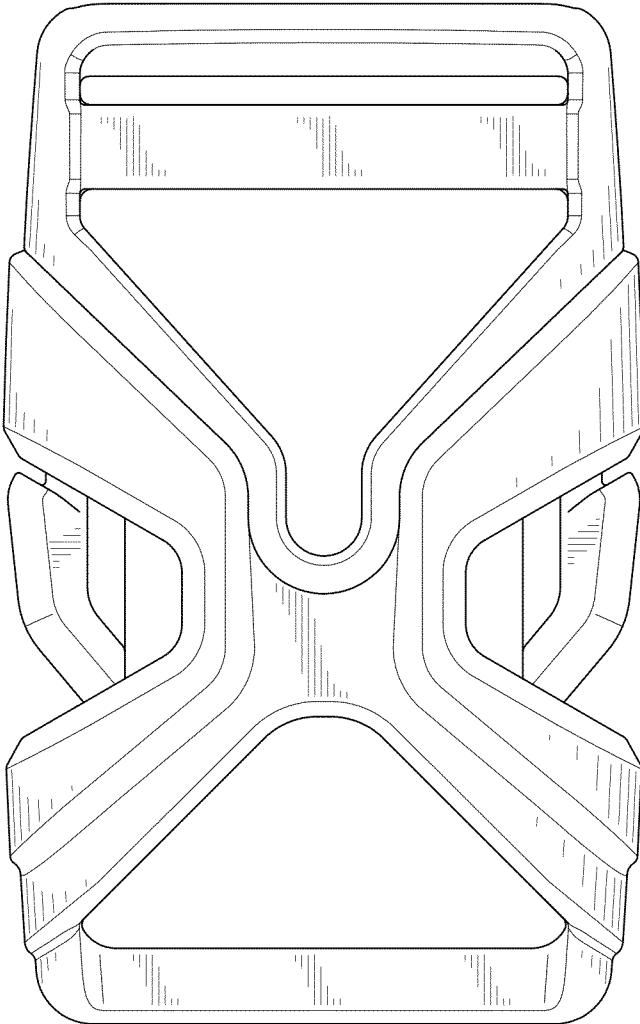


FIG.6

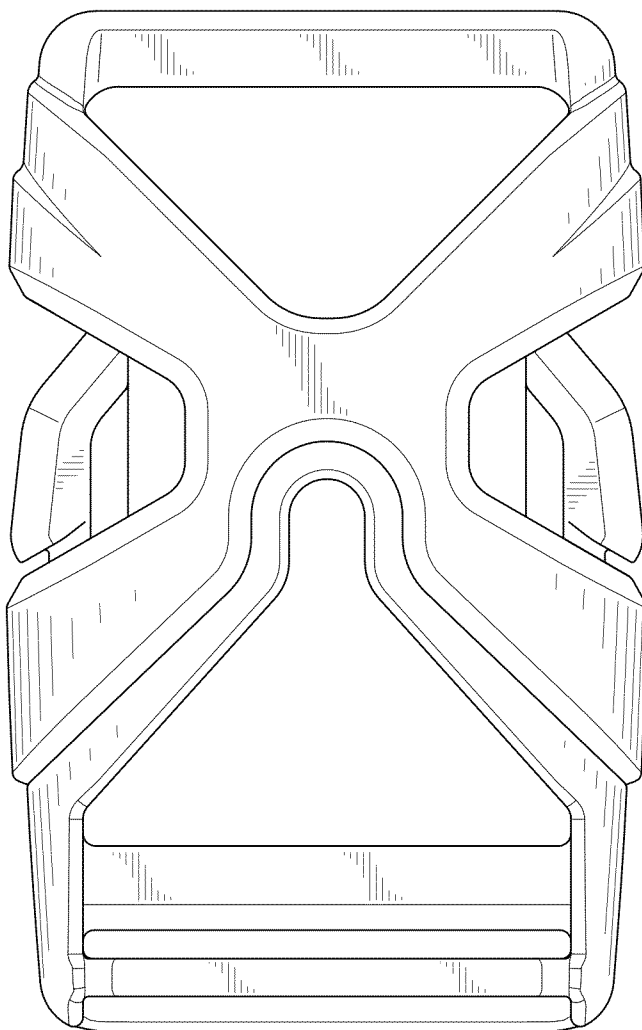


FIG.7

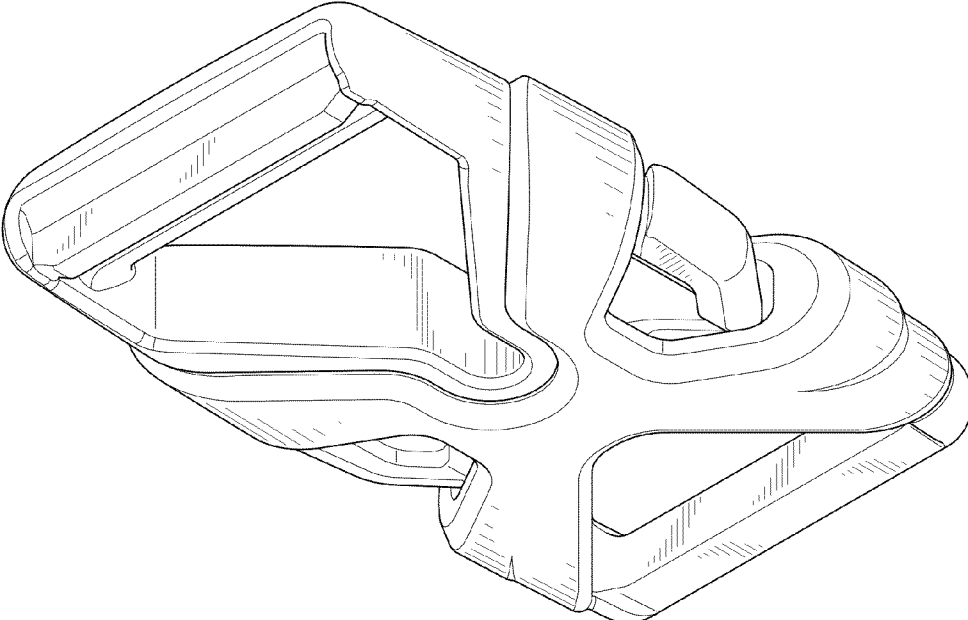


FIG.8