



US00D944066S

(12) **United States Design Patent**  
**Rouleau et al.**

(10) **Patent No.:** **US D944,066 S**

(45) **Date of Patent:** **\*\* Feb. 22, 2022**

(54) **CRIMPING DIE**

(71) Applicant: **Panduit Corp.**, Tinley Park, IL (US)

(72) Inventors: **Rodney G. Rouleau**, Manhattan, IL (US); **Russell K. Morrow**, Tinley Park, IL (US)

(73) Assignee: **Panduit Corp.**, Tinley Park, IL (US)

(\*\*) Term: **15 Years**

(21) Appl. No.: **29/729,050**

(22) Filed: **Mar. 24, 2020**

(51) **LOC (13) Cl.** ..... **08-05**

(52) **U.S. Cl.**

USPC ..... **D8/56**

(58) **Field of Classification Search**

USPC .... D8/51, 52, 56, 60, 61, 70; D15/122-124, D15/132, 133, 136, 138, 139  
CPC .. H01R 43/058; H01R 43/04; Y10T 29/53235  
See application file for complete search history.

(56) **References Cited**

**U.S. PATENT DOCUMENTS**

|           |     |         |               |       |              |
|-----------|-----|---------|---------------|-------|--------------|
| 2,727,416 | A * | 12/1955 | Labuza        | ..... | H01R 43/0424 |
|           |     |         |               |       | 72/402       |
| D232,906  | S * | 9/1974  | Lawson        | ..... | D8/51        |
| D277,163  | S * | 1/1985  | Lankford, III | ..... | D8/14        |
| D379,358  | S * | 5/1997  | Lennartsson   | ..... | D15/123      |
| D558,014  | S * | 12/2007 | Hutchfield    | ..... | D8/52        |
| D604,578  | S * | 11/2009 | Feliciano     | ..... | D8/51        |
| D646,537  | S * | 10/2011 | Kidd          | ..... | B21D 39/046  |
|           |     |         |               |       | D8/56        |
| D685,239  | S * | 7/2013  | Steiner       | ..... | D8/56        |
| D730,140  | S * | 5/2015  | Barezzani     | ..... | D8/68        |
| D739,198  | S * | 9/2015  | Cleland       | ..... | D8/60        |

(Continued)

**OTHER PUBLICATIONS**

Panduit Crimp Die, posted on panduit.com, no posted date given, no production date given, [online], [site visited Sep. 10, 2021], avail-

able from internet, URL: <https://www.panduit.com/en/products/wire-termination/crimpers-cutters-strippers-accessories/crimping-tools-pumps-accessories/cd-920-400.html> (Year: 2021).\*

(Continued)

*Primary Examiner* — Michael C Stout  
*Assistant Examiner* — Fritzgerald L Butac

(74) *Attorney, Agent, or Firm* — Christopher S. Clancy; James H. Williams; Aimee E. McVady

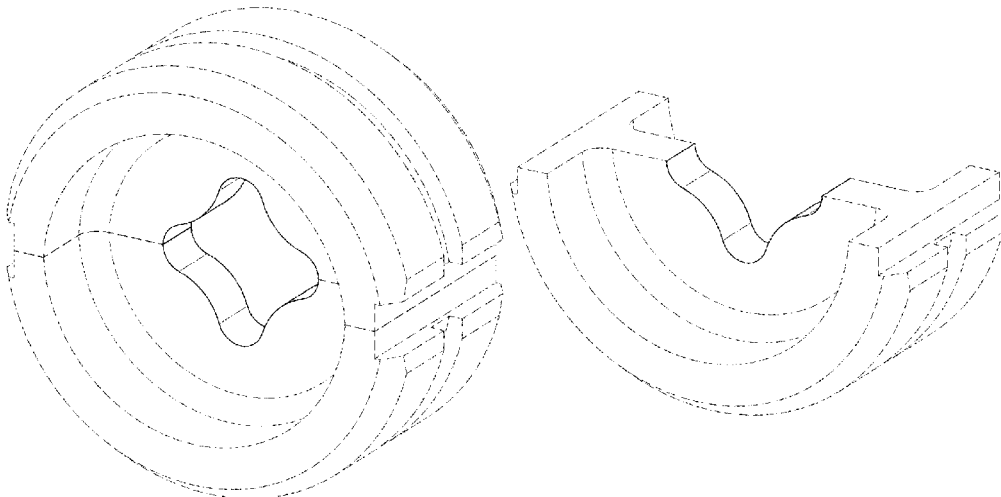
(57) **CLAIM**

The ornamental design for a crimping die, as shown and described.

**DESCRIPTION**

FIG. 1 is a front right side perspective view of an ornamental design for a crimping die;  
FIG. 2 is a front view thereof;  
FIG. 3 is a right side view thereof;  
FIG. 4 is a top view thereof;  
FIG. 5 is an exploded front right side perspective view thereof;  
FIG. 6 is a front view of the crimping die seen in FIG. 5;  
FIG. 7 is a right side view of the crimping die seen in FIG. 5;  
FIG. 8 is a top view of the crimping die seen in FIG. 5;  
FIG. 9 is an enlarged front right side perspective view of the crimping die seen in FIG. 5;  
FIG. 10 is a front view of the crimping die seen in FIG. 9;  
FIG. 11 is a right side view of the crimping die seen in FIG. 9; and,  
FIG. 12 is a top view of the crimping die seen in FIG. 9.  
The back, bottom, and left sides of the claimed design are identical to the front, top and right sides, respectively.  
The broken lines show portions of a crimping die which forms no part of the claimed design.

**1 Claim, 12 Drawing Sheets**



(56)

**References Cited**

U.S. PATENT DOCUMENTS

D750,947 S \* 3/2016 Steiner ..... D8/51  
D769,089 S \* 10/2016 Chen ..... D8/14  
2017/0110842 A1 \* 4/2017 Hoppe ..... H01R 43/0421  
2017/0191648 A1 \* 7/2017 Zieder ..... A41D 1/005  
2017/0201056 A1 \* 7/2017 Malloy ..... H01R 43/058  
2018/0299040 A1 \* 10/2018 Warren ..... B21D 39/048  
2020/0015516 A1 \* 1/2020 Simpson ..... A24F 40/70

OTHER PUBLICATIONS

Panduit Crimp Die, posted on panduit.com, no posted date given, no production date given, [online], [site visited Sep. 10, 2021], available from internet, URL: <https://www.panduit.com/en/products/wire-termination/crimpers-cutters-strippers-accessories/crimping-tools-pumps-accessories/cd-940-750.html> (Year: 2021).\*

Klauke Expert Knowledge Connection Technology and Crimp Profiles Product Catalog, Feb. 2019, (31 pgs.) [https://www.klauke.com/Media/Default/Downloads/CatalogsBrochures/BRFACH19GB\\_Klauke\\_Fachwissen\\_Verbindungstechnik\\_low\\_res.pdf](https://www.klauke.com/Media/Default/Downloads/CatalogsBrochures/BRFACH19GB_Klauke_Fachwissen_Verbindungstechnik_low_res.pdf).

\* cited by examiner

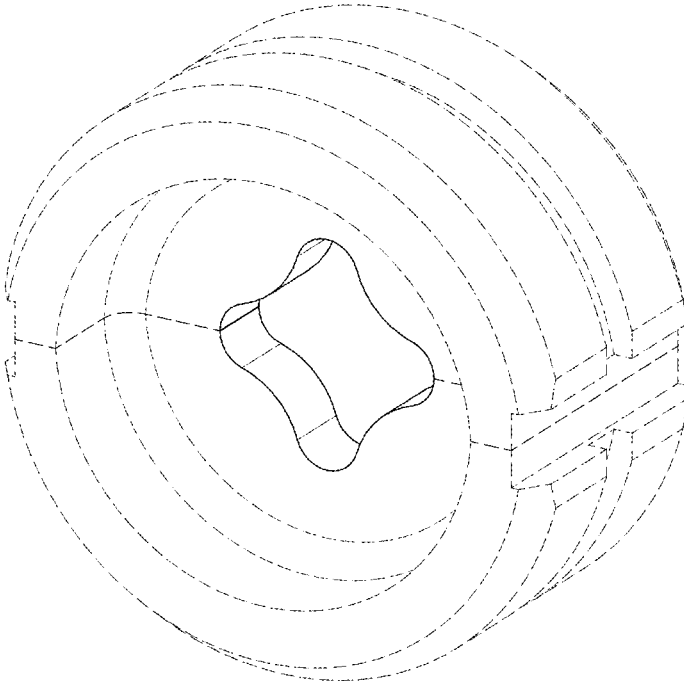


FIG.1

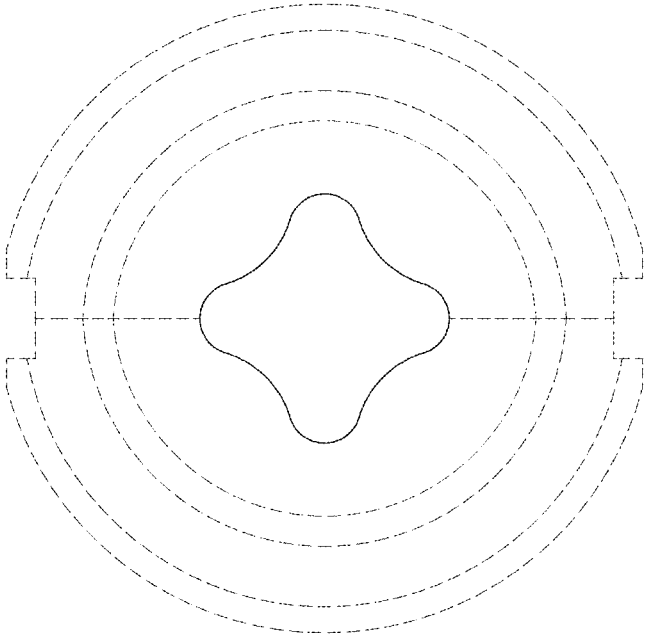


FIG.2




FIG.3




FIG.4

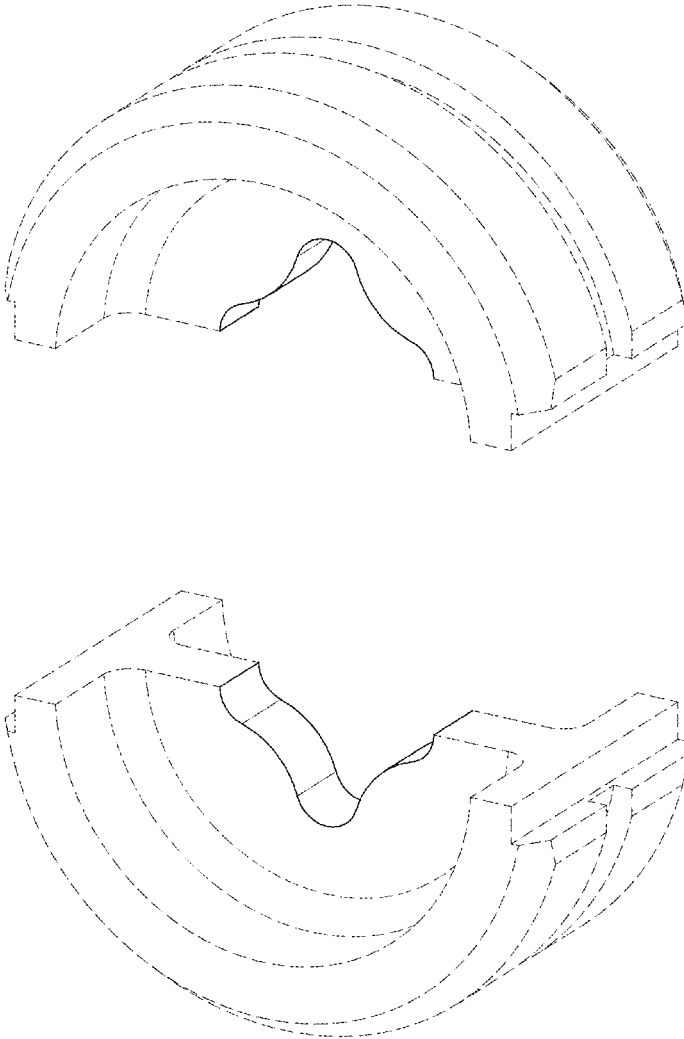


FIG.5

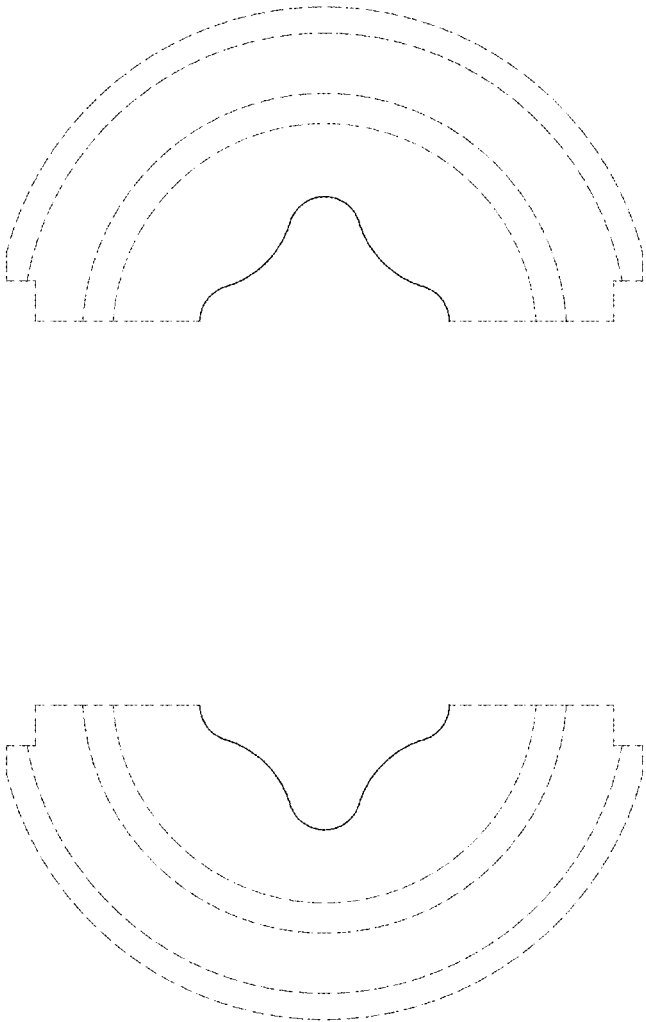


FIG.6



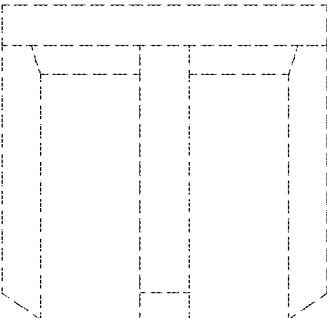
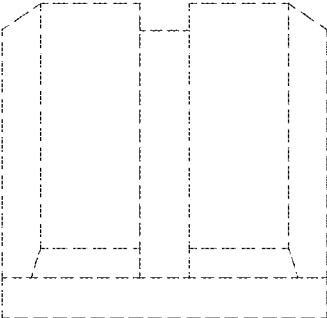


FIG. 7




FIG.8

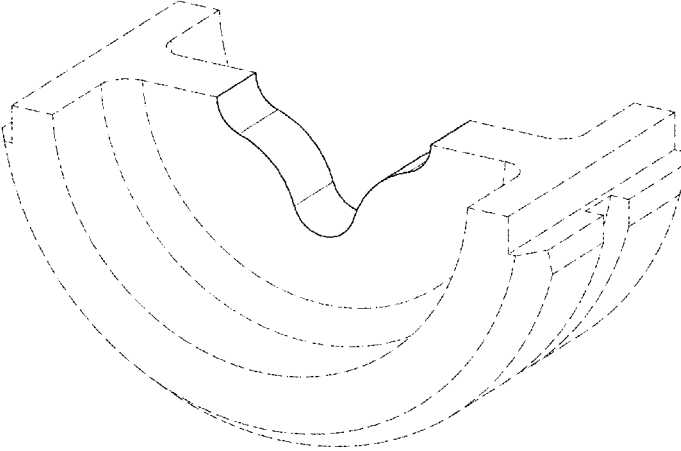


FIG.9

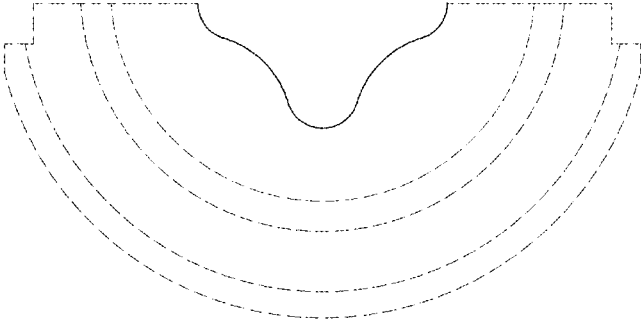


FIG.10

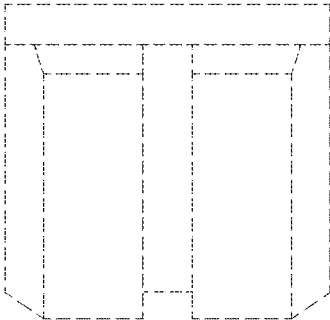


FIG.11

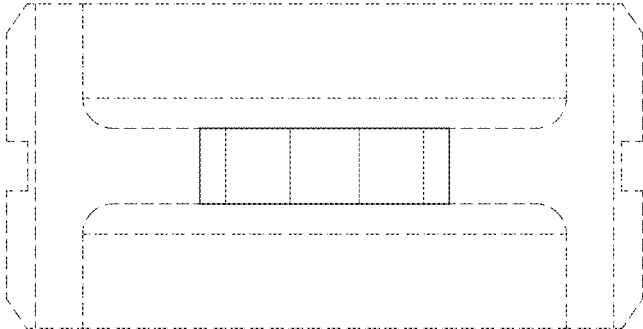


FIG.12